



Dental Health Care Program for Low-Income Seniors Annual Report

Contents

I.	Executive Summary	2
II.	Senior Dental Program Administration	3
A.	Program Overview	3
B.	Stakeholder Collaboration	3
	Senior Dental Advisory Committee	3
	Senior Dental Program Communication	4
C.	Clients	5
	Eligibility Requirements	5
D.	Grantees	5
	Grant Requirements	5
	Seniors Served	6
E.	Program Administration	12
	Reporting Requirements	12
	Senior Dental Program Compliance Audit	13
III.	Reimbursement	14
F.	Reimbursement For Grantees	14
IV.	Grantee Annual Reports	17
V.	Senior Dental Program Financial Tables	21

I. Executive Summary

The Department of Health Care Policy & Financing (HCPF) prepares this report pursuant to Section 25.5-3-405(2), C.R.S. This annual report concerning the operation and effectiveness of the Colorado Dental Health Care Program for Low-Income Seniors (Senior Dental Program), including an itemization of the HCPF's administrative expenditures in administering the program and any recommendations, is delivered each Nov. 1 to the Joint Budget Committee, the Senate Health and Human Services Committee, and the House Public and Behavioral Health and Human Services Committee of the Colorado General Assembly.

The Senior Dental Program provides grants throughout the state to Area Agencies on Aging, public health agencies, community health centers, private dental practices, and other community-based organizations. In Fiscal Year (FY) 2022-23 total payments made equaled \$3,972,431. Grant funds were distributed as follows:

Provider Types	Amount Awarded	Percent of Total Funds
Area Agency on Aging	\$13,926	<1%
Community-Based Organizations/Foundations	\$868,823	22%
Federally Qualified Health Centers/Safety Net Clinics	\$2,009,975	51%
Health Districts/Local Public Health Agencies	\$212,668	5%
Private Dentists	\$480,457	12%
University of Colorado School of Dental Medicine	\$384,435	10%
TOTAL	\$3,972,431	100%

In FY 2022-23, there were 28 Senior Dental Program grantees. In FY 2022-23, 4,706 Colorado seniors were served under the Senior Dental Program, an increase of 420 from FY 2021-22.

This report includes:

- ✓ Eligibility requirements and utilization data;
- ✓ Provider participation requirements and utilization data;
- ✓ Standardized co-pay requirements;
- ✓ Methods for allocation and disbursement of funds;
- ✓ Sources of funding;
- ✓ Dental services provided to economically disadvantaged seniors during FY 2022-23; and
- ✓ Program definitions.

II. Senior Dental Program Administration

A. Program Overview

In 2014, the General Assembly created the Colorado Dental Health Care Program for Low-Income Seniors (Senior Dental Program) through Senate Bill (SB)14-180 to promote the health and welfare of low-income seniors. To create the new Senior Dental Program, the legislation consolidated services provided by the Colorado Department of Public Health & Environment (CDPHE) through the Colorado Dental Care Act of 1977 with other dental services for low-income seniors. It also gave the Department of Health Care Policy & Financing (HCPF) the authority to administer the new Senior Dental Program, which resides in Section 25.5-4-402, C.R.S., and provides low-income seniors access to patient-centered dental care. The following segment of the SB14-180 legislative declaration illustrates the program's purpose:

The general assembly hereby determines, finds, and declares that:

(b) By relocating and reorganizing the “Colorado Dental Care Act of 1977”, which provided dental services to certain eligible seniors, the state department can align those dental health care services with adult dental benefits provided through other dental health care programs for seniors and thereby target the resources effectively to low-income seniors who may not qualify for those programs.

During FY 2014-15, CDPHE and HCPF transitioned the Colorado Dental Care Act of 1977 to the Senior Dental Program at HCPF. This transition consisted of defining grant criteria, establishing program rules, and awarding grant monies to qualified grantees. Grants for the Senior Dental Program were issued by HCPF on July 1, 2015, and qualified seniors could start receiving dental services on that date. The Senior Dental Program rules were first established on Jan. 9, 2015, and are located at 10 CCR 2505-10, Section 8.960 and on HCPF's website at CO.gov/HCPF/colorado-dental-health-care-program-low-income-seniors-0.

B. Stakeholder Collaboration

Senior Dental Advisory Committee

Through enabling legislation, the General Assembly recognized the importance of continuing stakeholder participation in the Senior Dental Program and established the Senior Dental Advisory Committee (DAC). The DAC is comprised of 11 members appointed by HCPF's executive director and consists of the following:

1. One member representing HCPF;
2. One dentist in private practice providing dental care to the senior population who represents a statewide organization of dentists;
3. One dental hygienist providing dental care to seniors;

4. One representative of either an agency that coordinates services for low-income seniors or the office in the Department of Human Services responsible for overseeing services to the elderly;
5. One representative of an organization of Colorado community health centers, as defined in the federal “Public Health Service Act”, 42 U.S.C. sec. 254b;
6. One representative of an organization of safety-net health providers that are not community health centers;
7. One representative of the University of Colorado, School of Dental Medicine;
8. Two consumer advocates;
9. One senior who is eligible for services under the program; and
10. One representative of a foundation with experience in making dental care grants.

The DAC not only serves as a forum where HCPF and the stakeholder community can discuss the Senior Dental Program, but it also makes recommendations to the Medical Services Board concerning the program’s rules.

In FY 2022-23, the DAC recommended two new procedures be added to the program’s fee schedule - D5225, maxillary partial denture-flexible base and D5226, mandibular partial denture-flexible base. These procedures went into effect July 1, 2023, for FY 2023-24.

Senior Dental Program Communication

HCPF publishes a quarterly newsletter that provides Senior Dental Program grantees and stakeholders with updates on program policies and other HCPF news. HCPF also creates fact sheets to provide potential clients of the Senior Dental Program with program eligibility guidelines. The quarterly newsletter and fact sheets are also [published on HCPF’s website](#).



C. Clients

Eligibility Requirements

Qualified grantees administer enrollment into the Senior Dental Program developed by HCPF and the DAC. During the 2021 Legislative Session, Senate Bill 21-199 removed the lawful presence criteria for all state programs, effective July 1, 2022, for FY 2022-23. Clients met the following eligibility criteria for the Senior Dental Program in FY 2021-22:

- ✓ Age 60 or over;
- ✓ Not eligible for services under any other dental health care program, such as Health First Colorado or the Old Age Pension Health and Medical Care Program;
- ✓ Not enrolled in private dental insurance; and
- ✓ At or below 250% of the current federal poverty guidelines.

D. Grantees

Grant Requirements

Grantees were required to submit a “Request for Grant Proposals” application. Preference was given to grant proposals that clearly demonstrated the applicant’s ability to outreach and identify eligible seniors and to collaborate with community-based organizations. Preference was also given to grant proposals that demonstrated an ability to serve a greater number of eligible seniors, or that would serve eligible seniors in rural or underserved areas.

The Senior Dental Program allows participation from any interested provider that can provide or arrange for the provision of comprehensive dental and oral care services and may include but is not limited to:

- ✓ An Area Agency on Aging, as defined in Section 26-11-203, C.R.S.;
- ✓ A community-based organization or foundation;
- ✓ A Federally Qualified Health Center, safety-net clinic, or health district;
- ✓ A local public health agency; or
- ✓ A private dental practice.

For purposes of this FY 2022-23 Annual Report, the Senior Dental Program grantees are identified in the following categories:

- ✓ Area Agency on Aging (AAA);
- ✓ Community-based organization (CBO) or foundation;
- ✓ Federally Qualified Health Center (FQHC) or safety-net clinic (SNC);
- ✓ Local public health agency or health district;
- ✓ Private dentists; and
- ✓ University of Colorado, School of Dental Medicine (UCSDM).



COLORADO

Department of Health Care
Policy & Financing

Seniors Served

During FY 2022-23, 4,706 unduplicated Colorado seniors received services through the Senior Dental Program.

Figure 1 FY 2022-23 Total Unduplicated Senior Count by Grantee Type

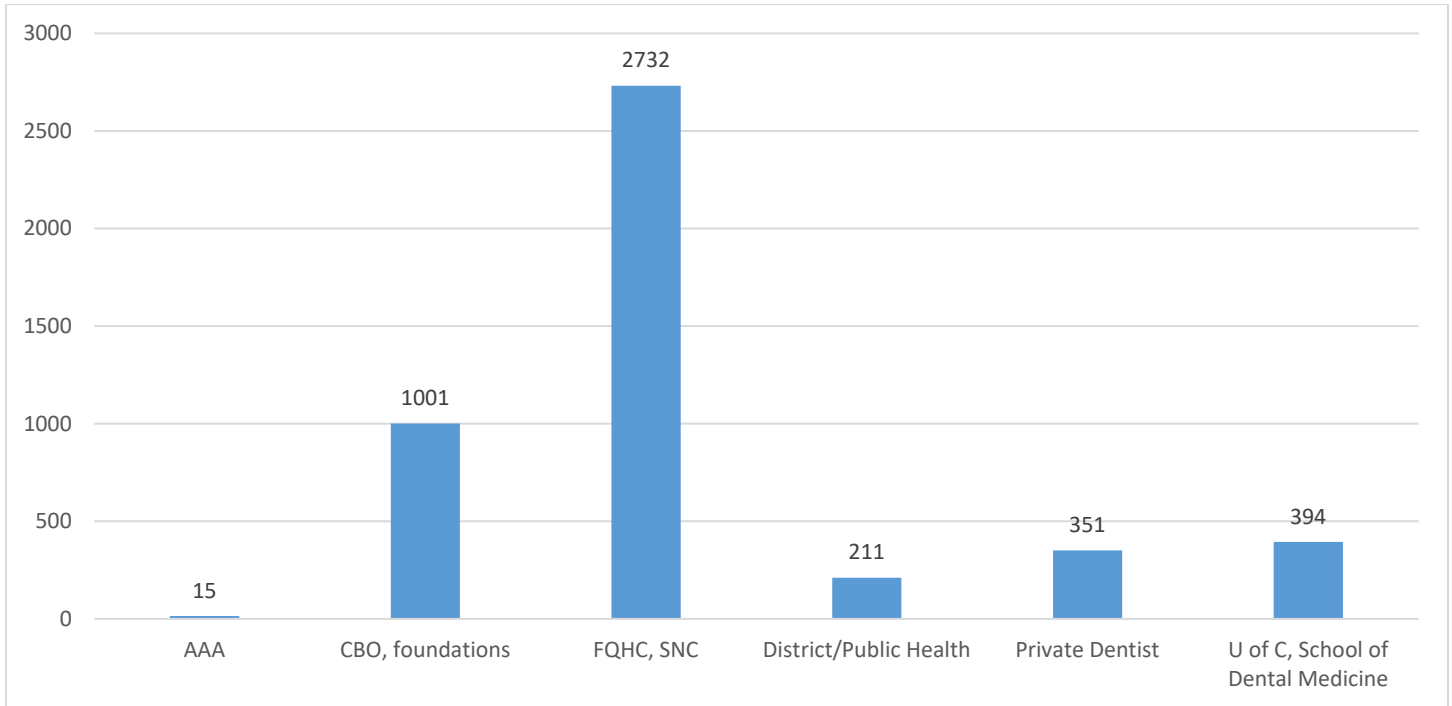


Figure 2 Total Unduplicated Senior Count from FY 2016-17 through FY 2022-23

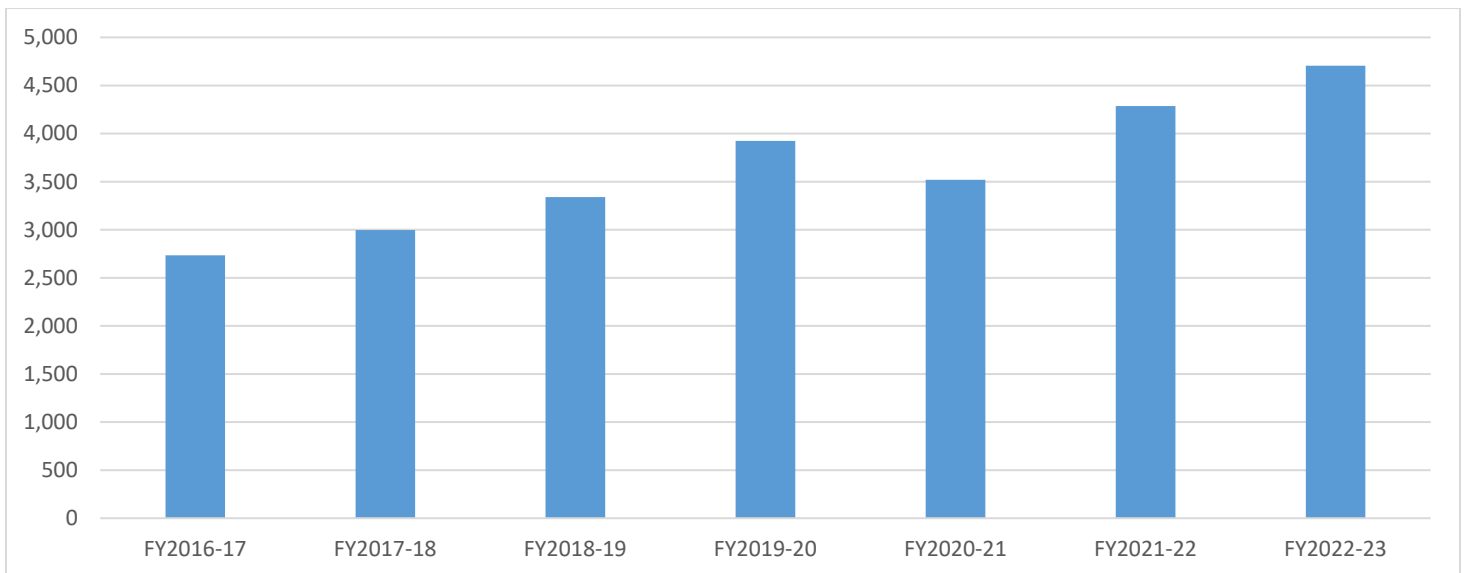


Table 1 shows the seniors served by county. These numbers represent the county in which the services were provided and not necessarily the county where the senior resides.

Table 1 FY 2022-23 Total Unduplicated Senior Count by County¹

County	Seniors Served	County	Seniors Served	County	Seniors Served
Adams	513	Elbert	0	Montezuma	0
Alamosa	35	Fremont	16	Montrose	301
Arapahoe	88	Garfield	1	Morgan	20
Archuleta	0	Gilpin	0	Otero	4
Baca	0	Grand	4	Ouray	1
Bent	23	Gunnison	2	Park	0
Boulder	55	Hinsdale	0	Phillips	1
Broomfield	0	Huerfano	0	Pitkin	0
Chaffee	43	Jackson	0	Prowers	0
Cheyenne	0	Jefferson	252	Pueblo	655
Clear Creek	0	Kiowa	0	Rio Blanco	0
Conejos	10	Kit Carson	32	Rio Grande	58
Costilla	6	La Plata	23	Routt	30
Crowley	0	Lake	52	Saguache	0
Custer	0	Larimer	363	San Juan	0
Delta	148	Las Animas	11	San Miguel	118
Denver	637	Lincoln	14	Sedgwick	0
Dolores	0	Logan	29	Summit	94
Douglas	12	Mesa	200	Teller	39
Eagle	10	Mineral	0	Washington	0
El Paso	601	Moffat	35	Weld	169

¹ Total unduplicated senior count by county will be higher than total unduplicated senior count due to clients moving to different counties.

County	Seniors Served
Yuma	1
Total	4,706



Grantee Participation

A total of 28 qualified grantees participated in the Senior Dental Program in FY 2022-23. Some of the grantees have multiple sites.

Table 2 FY 2022-23 Senior Dental Program Grantees Sites by County

County	AAA	CBO	FQHC/S NC	Dist/Pub Health	Private Dentist	UCSDM	Total
Adams	0	5	5	0	0	1	11
Alamosa	0	0	1	0	0	0	1
Arapahoe	0	3	3	1	2	0	9
Archuleta	0	0	0	0	0	0	0
Baca	0	0	0	0	0	0	0
Bent	0	0	1	0	0	0	1
Boulder	0	0	2	0	0	0	2
Broomfield	0	0	0	0	0	0	0
Chaffee	0	0	1	0	0	0	1
Cheyenne	0	0	0	0	0	0	0
Clear Creek	0	0	0	0	0	0	0
Conejos	0	0	1	0	0	0	1
Costilla	0	0	1	0	0	0	1
Crowley	0	0	0	0	0	0	0
Custer	0	0	0	0	0	0	0
Delta	0	0	2	0	0	0	2
Denver	0	9	2	0	1	0	12
Dolores	0	0	0	0	0	0	0
Douglas	0	1	1	0	0	0	2
Eagle	3	1	0	0	0	0	4
El Paso	0	4	5	0	0	0	9
Elbert	0	0	0	0	0	0	0
Fremont	0	0	1	0	0	0	1
Garfield	1	0	0	0	0	0	1
Gilpin	0	0	0	0	0	0	0
Grand	1	0	1	0	0	0	2
Gunnison	0	0	1	0	0	0	1
Hinsdale	0	0	0	0	0	0	0
Huerfano	0	0	0	0	0	0	0
Jackson	0	0	0	0	0	0	0
Jefferson	0	11	3	0	5	0	19
Kiowa	0	0	0	0	0	0	0
Kit Carson	0	0	1	2	0	0	3
La Plata	0	1	0	0	0	0	1

County	AAA	CBO	FQHC/S NC	Dist/Pub Health	Private Dentist	UCSDM	Total
Lake	0	0	1	0	0	0	1
Larimer	1	0	5	2	0	0	8
Las Animas	0	0	1	0	0	0	1
Lincoln	0	0	1	0	0	0	1
Logan	1	0	1	0	0	0	2
Mesa	0	2	3	0	0	0	5
Mineral	0	0	0	0	0	0	0
Moffat	0	0	1	0	0	0	1
Montezuma	0	0	0	0	0	0	0
Montrose	0	1	4	0	0	0	5
Morgan	0	0	1	0	0	0	1
Otero	0	0	1	0	0	0	1
Ouray	0	0	1	0	0	0	1
Park	0	0	0	0	0	0	0
Phillips	1	0	0	0	0	0	1
Pitkin	0	0	0	0	0	0	0
Prowers	0	0	0	0	0	0	0
Pueblo	0	1	3	0	0	0	4
Rio Blanco	0	0	0	0	0	0	0
Rio Grande	0	0	2	0	0	0	2
Routt	0	0	3	0	0	0	3
Saguache	0	0	0	0	0	0	0
San Juan	0	0	0	0	0	0	0
San Miguel	0	0	1	0	0	0	1
Sedgwick	0	0	0	0	0	0	0
Summit	0	0	1	0	0	0	1
Teller	0	0	1	0	0	0	1
Washington	0	0	0	0	0	0	0
Weld	0	0	5	0	0	0	5
Yuma	1	0	0	0	0	0	1
Totals	9	39	68	5	8	1	130

Table 3 lists Senior Dental Program grantees by the city in which the main participating grantee is located. A list of all current Senior Dental Program grantees can be found on HCPF's website at CO.gov/HCPF/grantee-appointment-information-county.

Table 3 FY 2022-23 Senior Dental Program Qualified Grantees

Senior Dental Program Grantees	Grantee Type	City
Benefits in Action	CBO/Foundation	Lakewood
Colorado Coalition for the Homeless	FQHC/Safety Net	Denver
Colorado Gerontological Society	CBO/Foundation	Denver
Comfort Dental Colorado and Yale	Private Dentist	Denver
Community Dental Health NPO	CBO/Foundation	Colorado Springs
Cozy Dental	Private Dentist	Aurora
Freiberg Family Dentistry	Private Dentist	Lakewood
Gunnison County Department of Health and Human Services	Dist/Pub Health	Gunnison
Health District of Northern Larimer County	Dist/Pub Health	Fort Collins
Inner City Health Center	FQHC/Safety Net	Denver
Kit Carson County Department of Public Health and Environment	Dist/Pub Health	Burlington
Marillac Health	FQHC/Safety Net	Grand Junction
Metro Community Provider Network, Inc.	FQHC/Safety Net	Denver
Northeastern Colorado Area Agency on Aging	AAA	Fort Morgan
Northwest Colorado Council of Governments-Vintage	AAA	Silverthorne
Northwest Colorado Health	FQHC/Safety Net	Steamboat Springs
Peak Vista Community Health Centers, Inc.	FQHC/Safety Net	Colorado Springs
Pueblo Community Health Center, Inc.	FQHC/Safety Net	Pueblo
Red Rocks Family Dentistry	Private Dentist	Littleton
River Valley Family Health Centers	FQHC/Safety Net	Olathe
Salud Family Health, Inc.	FQHC/Safety Net	Fort Lupton
Summit Community Care Clinic, Inc.	FQHC/Safety Net	Frisco
Sunrise Community Health	FQHC/Safety Net	Evans
The PIC Place	FQHC/Safety Net	Montrose
Tri-County Health Department	Dist/Pub Health	Englewood
Uncompahgre Medical Center	FQHC/Safety Net	Norwood
University of Colorado, School of Dental Medicine	UCSDM	Aurora
Valley-Wide Health Systems, Inc.	FQHC/Safety Net	Alamosa

E. Program Administration

The enabling legislation designed the Senior Dental Program to be administered at the local level by allowing up to 7% of each grantee's funds to be used for their administrative costs. It is the responsibility of each grantee to determine a senior's eligibility for services, including age, income, lack of dental coverage, and lawful presence in the state. The 7% administrative cost allowance helps cover the grantees' costs of performing these activities.

HCPF was appropriated one regular full-time equivalent (FTE) position for the administration of the Senior Dental Program. For FY 2022-23, HCPF administrative expenditures were \$82,575, approximately 2.1% of total program funds.

The enabling legislation also requires that grantees are reimbursed on a per procedure basis, with grantee payments and senior co-pays set at the procedure level. To meet the legislative requirements and administer the program efficiently, HCPF modeled its invoice on the American Dental Association (ADA) Dental Claim Form. HCPF receives and authorizes payments for invoices monthly. In addition, to ensure program funds are spent as intended, HCPF performs desk audits on randomly selected files to ensure procedures have not been double billed, the senior is eligible for the Senior Dental Program, and the senior was not charged more than the max co-pay.

House Bill 19-1326 directed HCPF to evaluate the operation and effectiveness of the program and make recommendations about the most effective options for administering the program. Currently, the Senior Dental Program has no prior authorization process, meaning seniors could receive time-limited or duplicate services from multiple grantees, resulting in take back of funds from grantees upon later review. A database to assist with claims, this includes patient, provider, and procedure information would provide grantees with information about duplicative services. While HCPF performs compliance audits to the extent possible, with only 1.0 FTE to administer the program, HCPF lacks sufficient resources to fully perform administrative functions to prevent duplicate billing, billing for patients who are not eligible for services, etc.

Reporting Requirements

To meet its fiduciary responsibility, HCPF requires grantees that participate in the Senior Dental Program to submit monthly invoices to the Senior Dental Grant Program Administrator. The invoice includes:

- Client's name;
- Gender;
- Date of birth;
- Client's zip code;
- Whether senior is enrolled in a Medicare Advantage Plan (MAP);
- Date dental services received;
- Treating provider;
- Treating provider's zip code;

- Procedure code;
- Tooth number(s);
- Tooth surface(s);
- Quadrant(s);
- Patient co-pay amount;
- Amount charged to program if less than the maximum program fee; and
- Administration cost, not to exceed 7%.

Senior Dental Program Compliance Audit

In accordance with the Senior Dental Program contract, HCPF may request random audits at any time and can be requested up to four (4) times per year.

The grantee is notified of the client files to be audited and has thirty (30) calendar days to submit the requested files.

Grantee files are assessed to ensure they meet the following criteria:

- Documentation of client eligibility, including income, proof of age, and if the client is part of a Medicare Advantage Plan (MAP);
- Documentation that the dental services provided match the grantee billing records;
- Documentation that MAPs were billed prior to the Senior Dental Program being billed; and
- Documentation that the client was not charged more than the maximum program co-pay.

If found to be out of compliance, the grantee receives a review summary which indicates what compliance issues were found along with a Corrective Action Plan (CAP) form. The grantee is required to fill out the CAP form indicating what internal controls will be implemented to ensure the compliance issues are resolved. Failure to submit requested audit files or CAP to HCPF by the deadline date may result in HCPF terminating the grantee's contract. If the Client is shown not to qualify for the program, the grantee must pay back the amount billed to HCPF. In the future, HCPF may conduct on-site audits to ensure all files are complete and accurate.

III. Reimbursement

F. Reimbursement For Grantees

In the FY 2022-23 Long Bill (HB22-1329), the Colorado General Assembly appropriated \$3,962,510 to HCPF for the Senior Dental Program. When funds are recovered from grantees due to audit findings, those funds are also available to fund services under the Senior Dental Program up to \$27,848. In FY 2022-23, recovered funds totaled \$9,921 and are reflected in total grantee payments in FY 2022-23 as shown in Table 4.

Table 4 FY 2021-22 Senior Dental Program Payments

Provider Types	Dental Procedures	7% Administration	Total
AAA	\$13,015	\$911	\$13,926
CBO or foundation	\$811,985	\$56,839	\$868,823
FQHC or SNC	\$1,880,986	\$128,990	\$2,009,975
Local public health agency or health district	\$201,409	\$13,406	\$214,815
Private dentists	\$456,556	\$23,901	\$480,457
CU, School of Dental Medicine	\$375,592	\$8,843	\$384,435
Total	\$3,739,542	\$232,889	\$3,972,431

Table 5 Senior Dental Program Grantee Payment Detail for FY 2022-23

Grantees	Grant Amount	Payment for Procedure	Administration. Payment (limited to 7%)	Total Program Payment	Co-Pay Received	Total Paid to Grantee
Benefits in Action	\$0	\$0	\$0	\$0	\$0	\$0
Colorado Coalition for the Homeless	\$172,374	\$161,915	\$10,459	\$172,374	\$0	\$172,374
Colorado Gerontological Society	\$306,464	\$286,415	\$20,049	\$306,464	\$0	\$306,464
Comfort Dental Colorado and Yale	\$198,193	\$186,511	\$11,683	\$198,193	\$910	\$199,103
Community Dental Health NPO	\$562,359	\$525,570	\$36,790	\$562,359	\$322,625	\$594,984
Cozy Dental	\$40,888	\$38,213	\$2,675	\$40,888	\$75	\$40,963
Freiberg Family Dentistry	\$28,547	\$26,680	\$1,868	\$28,547	\$0	\$28,547
Gunnison County Department of Health and Human Services	\$2,146	\$2,006	\$140	\$2,146	\$0	\$2,146
Health District of Northern Larimer County	\$171,040	\$159,850	\$11,190	\$171,040	\$8,985	\$180,025
Inner City Health Center	\$148,841	\$139,104	\$9,737	\$148,841	\$7,405	\$156,246
Kit Carson County Department of Public Health and Environment	\$31,729	\$29,653	\$2,076	\$31,729	\$1,995	\$33,724
Marillac Health	\$176,975	\$165,397	\$11,578	\$176,975	\$12,260	\$189,235
Metro Community Provider Network, Inc.	\$55,001	\$51,403	\$3,598	\$55,001	\$0	\$55,001
Northeastern Colorado Area Agency on Aging	\$7,178	\$6,708	\$470	\$7,178	\$430	\$7,608
Northwest Colorado Council of Governments-Vintage	\$6,748	\$6,307	\$441	\$6,748	\$345	\$7,093



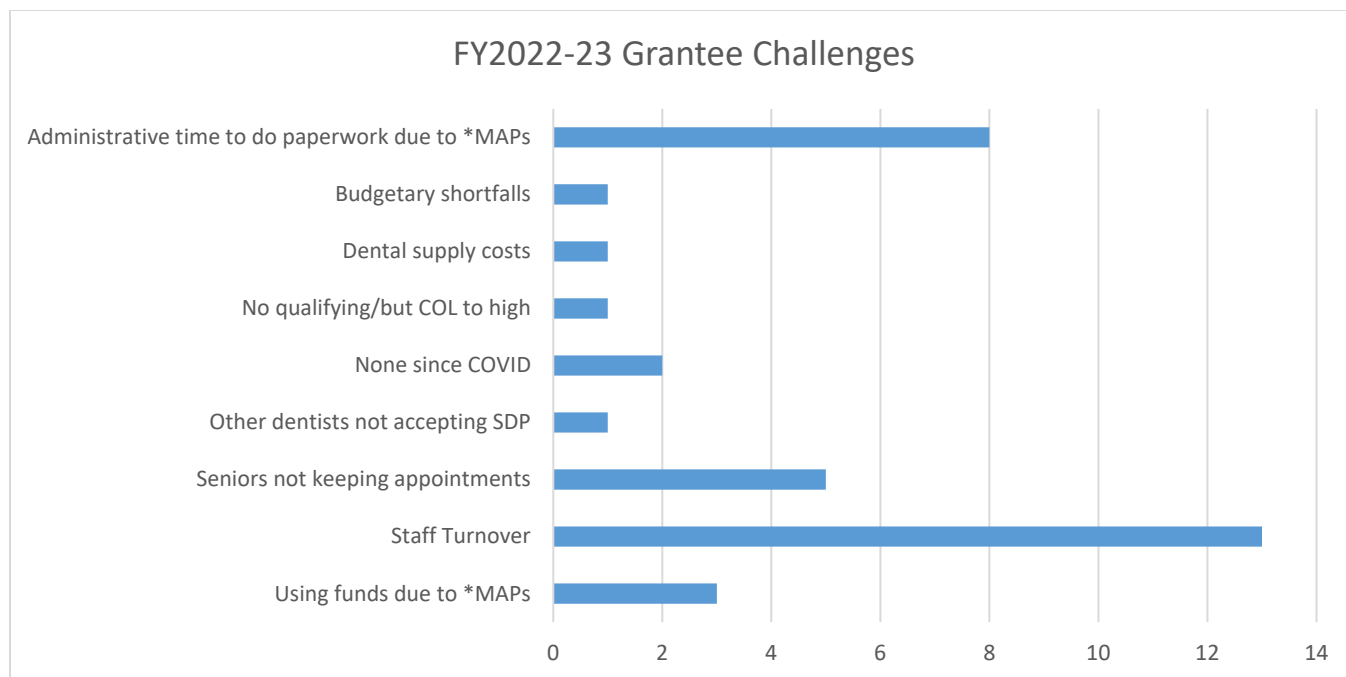
Grantees	Grant Amount	Payment for Procedure	Administration. Payment (limited to 7%)	Total Program Payment	Co-Pay Received	Total Paid to Grantee
Northwest Colorado Health	\$37,327	\$34,885	\$2,442	\$37,327	\$100	\$37,427
Peak Vista Community Health Centers, Inc.	\$177,169	\$177,728	\$12,441	\$190,169	\$11,995	\$202,164
Pueblo Community Health Center, Inc.	\$130,937	\$122,371	\$8,566	\$130,937	\$5,215	\$136,152
Red Rocks Family Dentistry	\$212,828	\$205,152	\$7,675	\$212,828	\$0	\$212,828
River Valley Family Health Center	\$147,526	\$137,875	\$9,651	\$147,526	\$0	\$147,526
Salud Family Health, Inc.	\$298,296	\$278,781	\$19,515	\$298,296	\$15,365	\$313,661
Summit Community Care Clinic, Inc.	\$79,270	\$74,526	\$4,744	\$79,270	\$2,645	\$81,915
Sunrise Community Health	\$149,527	\$139,745	\$9,782	\$149,527	\$9,740	\$159,267
The PIC Place	\$170,490	\$159,336	\$11,154	\$170,490	\$540	\$171,030
Tri-County Health Department	\$9,872	\$9,899	\$	\$9,899	\$0	\$75,521
Uncompahgre Medical Center	\$56,772	\$53,058	\$3,714	\$56,772	\$2,405	\$59,177
University of Colorado, School of Dental Medicine	\$314,838	\$294,241	\$20,597	\$314,838	\$0	\$314,838
Valley-Wide Health Systems, Inc.	\$198,303	\$185,330	\$12,973	\$198,303	\$14,205	\$212,508
Total	\$3,989,494	\$3,728,709	\$260,785	\$3,989,494	\$129,958	\$4,119,452



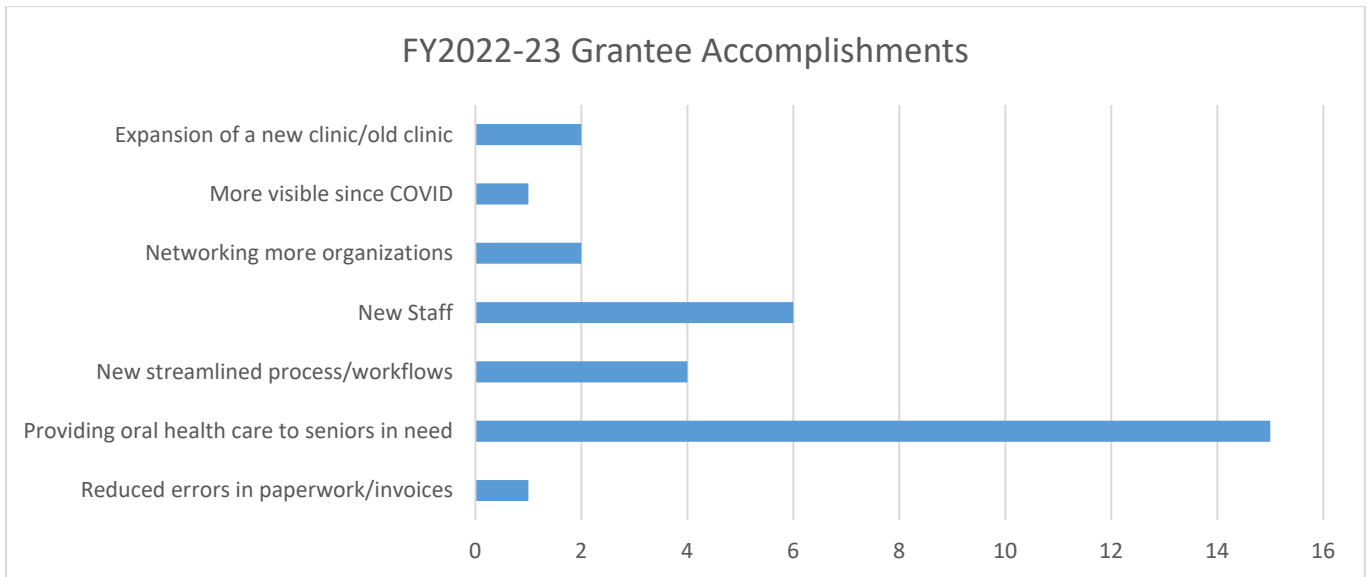
IV. Grantee Annual Reports

Senior Dental Program grantees are required to submit an annual report by September 1 each year which includes patient data, internal accomplishments and challenges, why grant funds were or were not spent, and any other questions HCPF deems necessary to provide pursuant to the legislation.

In FY 2022-23, some grantees were not able to expend all their awarded funding, generally due to staffing issues. HCPF redirects such unused funds to other grantees who expended their full award and have seniors awaiting services. This way, all funds appropriated are expended each year to serve as many seniors in need of dental care as possible. Other challenges and accomplishments reported by grantees are shown in the charts below.



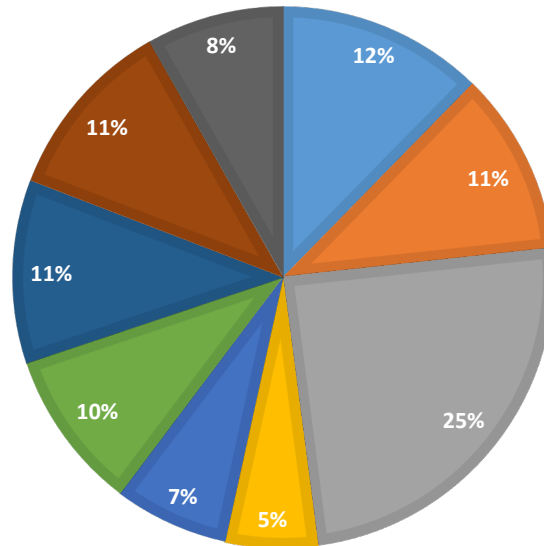
*Medicare Advantage Plans



At the beginning of FY 2022-23, a total of 174 seniors were on waitlists with a total of \$173,000 needed to fund services for these seniors. The Senior Dental Program grantees collaborate with numerous organizations which include, but are not limited to: community centers, contracted dentists, hospitals, Area Agency on Aging, and senior housing. The accomplishments of these grantees ranged from increasing the number of seniors seen, ability to utilize all funds, and ability to assist seniors in the community who could not afford dental care. Grantees must identify and outreach targeted eligible seniors in their area. The grantees attend Annual Age Well conferences, develop flyers, promote to current medical patients, and do marketing over social media.

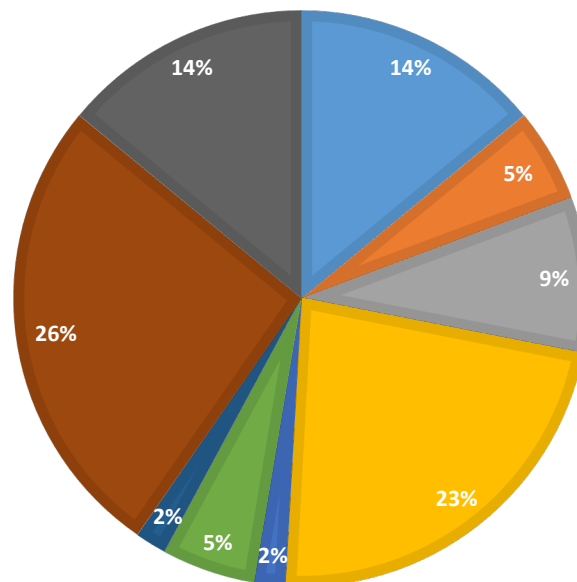
COMMUNITY COLLABORATIONS IN FY 2022-23

■ Adult Care Organizations ■ Area Agency on Aging ■ Grantees/Dentists
 ■ Health Dept ■ In house ■ Physician Offices
 ■ Senior Centers ■ Social/Human Services ■ VA/Others



MEASURES USED TO OUTREACH TO SENIORS FOR FY 2022-23

■ Brochures/Advertising ■ Dentists ■ Doctor Offices
 ■ Internal Clinic ■ Internal Processes ■ Low-Income Living Areas
 ■ Medicare Insurance agents ■ Senior Centers/community events ■ Word of mouth



The grantees were asked in the FY 2022-23 annual reports if they collected race, ethnicity, and primary language spoken demographic information. Nineteen of the 27 grantees indicated they do collect the information, with 17 of them being able to run reports.



V. Senior Dental Program Financial Tables

Table 6 Procedures Performed by Grantee Type for FY 2022-23

Grantees	Diagnostic	Preventive	Restorative	Endodontics	Periodontics	Prosthodontics , Removable (dentures)	Oral & Maxillofacial Surgery	Emergency General Services	TOTAL
AAA	29	12	30	0	0	5	2	0	78
CBO or foundation	2,386	1,313	1,030	13	464	400	1,331	21	6,958
FQHC or SNC	5,080	1,694	2,665	48	1,552	770	1,917	75	13,801
Local public health agency or health district	546	170	327	1	176	83	161	1	1,465
Private dentists	769	340	696	32	247	172	260	13	2,529
U of C, School of Dental Medicine	451	182	589	5	395	200	638	26	2,486
Total	9,261	3,711	5,337	99	2,834	1,630	4,309	136	27,317

Figure 3 Total Co-Pays Received for FY 2022-23

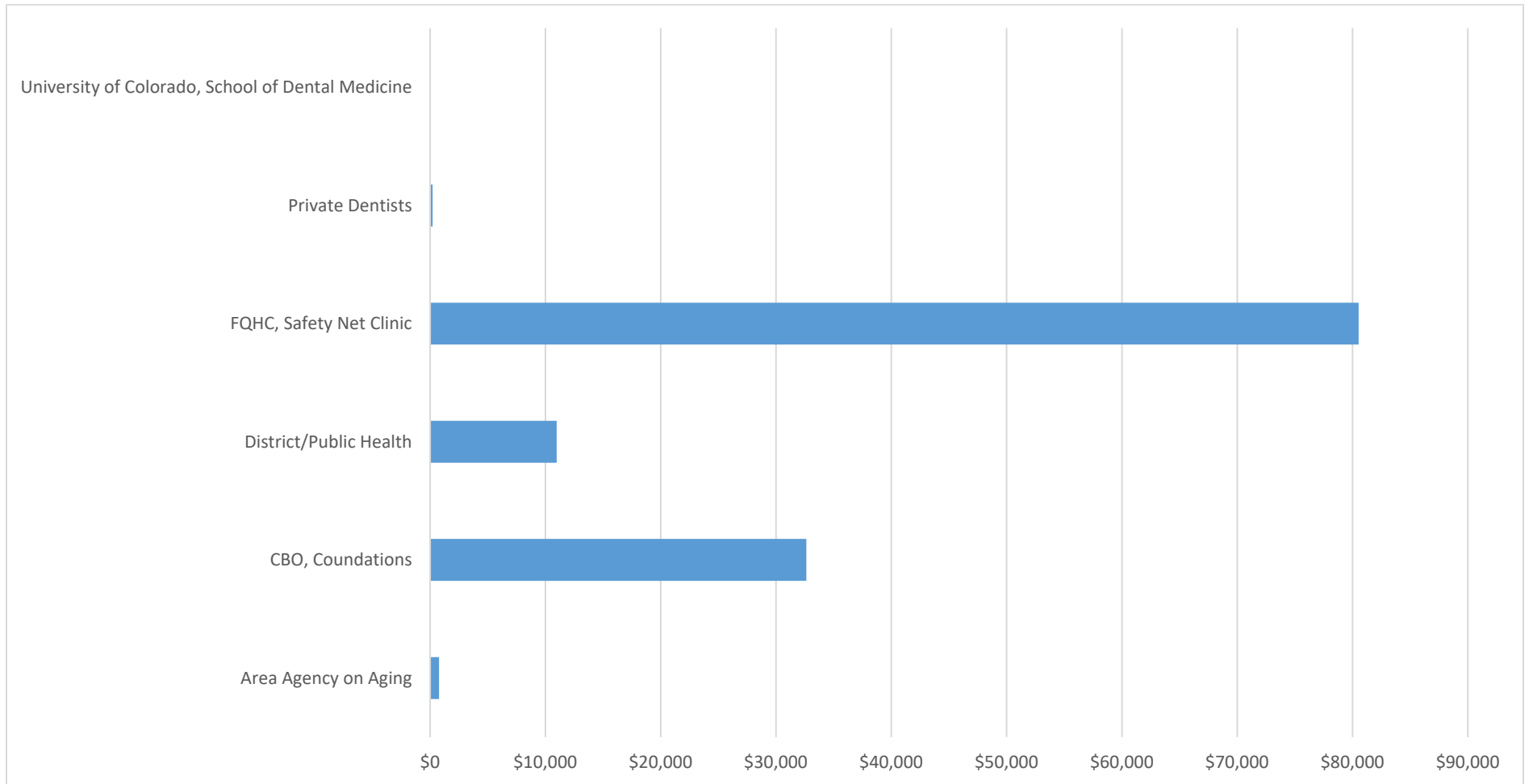


Table 7 Procedures Performed by Grantees in FY 2022-23

Grantee	Diagnostic	Preventive	Restorative	Endodontics	Periodontics	Prosthetic Removable	Oral & Maxillofacial Surgery	Emergency General Services	TOTAL
Benefits in Action	0	0	0	0	0	0	0	0	0
Colorado Coalition for the Homeless	480	72	180	4	101	86	205	0	1,128
Colorado Gerontological Society	158	16	387	7	100	157	418	14	1,257
Comfort Dental Colorado and Yale	215	85	362	16	29	54	72	0	833
Community Dental Health NPO	2,228	1,297	643	6	364	243	913	7	5,701
Cozy Dental	108	43	60	4	12	10	6	0	243
Freiberg Family Dentistry	59	33	27	0	45	8	30	5	207
Gunnison County Depart of Health & Human Services	0	0	6	0	3	0	0	0	9

Grantee	Diagnostic	Preventive	Restorative	Endodontics	Periodontics	Prosthodontics Removable	Oral & Maxillofacial Surgery	Emergency General Services	TOTAL
Health District of Northern Larimer County	473	142	268	1	156	60	127	1	1,228
Inner City Health Center	477	126	177	0	179	53	120	0	1,132
Kit Carson County of Public Health and Environment	54	24	34	0	13	9	33	0	167
Marillac Health	275	215	260	9	109	77	184	0	1,129
Metro Community Provider Network	221	41	78	0	62	13	77	3	495
Northeastern Colorado Area Agency on Aging	4	3	6	0	0	5	1	0	19



Grantee	Diagnostic	Preventive	Restorative	Endodontics	Periodontics	Prosthetic Removable	Oral & Maxillofacial Surgery	Emergency General Services	TOTAL
Northwest Colorado Council of Governments-Vintage	25	9	24	0	0	0	1	0	59
Northwest Colorado Health	97	35	37	1	27	12	8	0	217
Peak Vista Community Health Centers	212	128	236	4	187	81	113	0	961
Pueblo Community Health Center	407	45	118	7	75	65	213	55	985
Red Rocks Family Dentistry	387	179	247	12	161	100	152	8	1,246
River Valley Family Health Centers	389	178	239	5	97	42	129	0	1,079
Salud Family Health, Inc.	1,087	443	348	8	281	115	241	0	2,523
Summit Community Care Clinic, Inc.	221	93	109	1	74	12	41	0	551



COLORADO

Department of Health Care
Policy & Financing

Grantee	Diagnostic	Preventive	Restorative	Endodontics	Periodontics	Prosthetic s Removable	Oral & Maxillofacial Surgery	Emergency General Services	TOTAL
Sunrise Community Health	414	56	213	0	98	90	150	0	1,021
The PIC Place	282	155	312	6	70	53	147	15	1,040
Tri-County Health Department	19	4	19	0	4	14	1	0	61
Uncompahgre Combined Clinics	248	55	115	0	1011	1	55	1	576
University of Colorado, School of Dental Medicine	451	182	589	5	395	200	638	26	2,486
Valley-Wide Health Systems, Inc.	270	52	243	3	91	70	234	1	964
TOTAL	9,261	3,711	5,337	99	2,834	1,630	4,309	136	27,317



Table 8 Dental Visits by County by Grantee Type for FY 2022-23²

County	AAA	CBO, Foundations	FQHC, SNC	District/Public Health	Private Dentist	U of C, School of Dental Medicine	Total
Adams	0	231	755	0	0	2,486	3,472
Alamosa	0	0	202	0	0	0	202
Arapahoe	0	133	118	61	247	0	559
Archuleta	0	0	0	0	0	0	0
Baca	0	0	0	0	0	0	0
Bent	0	0	142	0	0	0	142
Boulder	0	0	459	0	0	0	459
Broomfield	0	0	0	0	0	0	0
Chaffee	0	0	206	0	0	0	206
Cheyenne	0	0	0	0	0	0	0
Clear Creek	0	0	0	0	0	0	0
Conejos	0	0	44	0	0	0	44
Costilla	0	0	25	0	0	0	25
Crowley	0	0	0	0	0	0	0
Custer	0	0	0	0	0	0	0
Delta	0	0	626	0	0	0	626
Denver	0	1,346	1,155	0	833	0	3,334
Dolores	0	0	0	0	0	0	0
Douglas	0	32	33	0	0	0	65
Eagle	39	56	0	0	0	0	95
El Paso	0	2,300	714	0	0	0	3,014
Elbert	0	0	0	0	0	0	0

² Utilization by County is the sum of visits reported on monthly invoices



County	AAA	CBO, Foundations	FQHC, SNC	District/Public Health	Private Dentist	U of C, School of Dental Medicine	Total
Fremont	0	0	64	0	0	0	64
Garfield	4	0	0	0	0	0	4
Gilpin	0	0	0	0	0	0	0
Grand	10	0	2	0	0	0	12
Gunnison	0	0	9	0	0	0	9
Hinsdale	0	0	0	0	0	0	0
Huerfano	0	0	0	0	0	0	0
Jackson	0	0	0	0	0	0	0
Jefferson	0	250	304	0	1,448	0	2,002
Kiowa	0	0	0	0	0	0	0
Kit Carson	0	0	42	167	0	0	209
La Plata	0	201	0	0	0	0	201
Lake	0	0	210	0	0	0	210
Larimer	6	0	1,046	1,228	0	0	2,280
Las Animas	0	0	90	0	0	0	90
Lincoln	0	0	29	0	0	0	29
Logan	11	0	239	0	0	0	250
Mesa	0	116	1,157	0	0	0	1,273
Mineral	0	0	0	0	0	0	0
Moffat	0	0	119	0	0	0	119
Montezuma	0	0	0	0	0	0	0
Montrose	0	23	1,468	0	0	0	1,491
Morgan	0	0	147	0	0	0	147
Otero	0	0	13	0	0	0	13
Ouray	0	0	1	0	0	0	1



County	AAA	CBO, Foundations	FQHC, SNC	District/Public Health	Private Dentist	U of C, School of Dental Medicine	Total
Park	0	0	0	0	0	0	0
Phillips	7	0	0	0	0	0	7
Pitkin	0	0	0	0	0	0	0
Prowers	0	0	0	0	0	0	0
Pueblo	0	3,401	985	0	0	0	4,386
Rio Blanco	0	0	0	0	0	0	0
Rio Grande	0	0	268	0	0	0	268
Routt	0	0	96	0	0	0	96
Saguache	0	0	0	0	0	0	0
San Juan	0	0	0	0	0	0	0
San Miguel	0	0	563	0	0	0	563
Sedgwick	0	0	0	0	0	0	0
Summit	0	0	341	0	0	0	341
Teller	0	0	164	0	0	0	164
Washington	0	0	0	0	0	0	0
Weld	0	0	830	0	0	0	830
Yuma	1	0	0	0	0	0	1
Totals	78	8,089	12,666	1,456	2,528	2,486	27,303



Table 9 Seniors Enrolled in the Senior Dental Program by County for FY 2022-23

County	Seniors Served	County	Seniors Served	County	Seniors Served
Adams	283	Fremont	45	Morgan	27
Alamosa	6	Garfield	14	Otero	77
Arapahoe	314	Gilpin	4	Ouray	5
Archuleta	3	Grand	12	Park	14
Baca	1	Gunnison	16	Phillips	2
Bent	12	Hinsdale	0	Pitkin	1
Boulder	67	Huerfano	18	Prowers	4
Broomfield	4	Jackson	2	Pueblo	520
Chaffee	45	Jefferson	252	Rio Blanco	3
Cheyenne	2	Kiowa	0	Rio Grande	58
Clear Creek	3	Kit Carson	30	Routt	35
Conejos	13	La Plata	16	Saguache	15
Costilla	26	Lake	37	San Juan	1
Crowley	9	Larimer	359	San Miguel	68
Custer	4	Las Animas	25	Sedgwick	3
Delta	151	Lincoln	10	Summit	73
Denver	534	Logan	21	Teller	41
Dolores	0	Mesa	177	Washington	1
Douglas	48	Mineral	0	Weld	216
Eagle	11	Moffat	19	Yuma	4
El Paso	585	Montezuma	4	TOTAL	4,670



COLORADO

Department of Health Care
Policy & Financing

County	Seniors Served	County	Seniors Served	County	Seniors Served
Elbert	4	Montrose	316		

