

Hospital Price Transparency Posting Evaluation Report Spring 2025

April 2025



COLORADO

Department of Health Care
Policy & Financing

Key Findings

The Department of Health Care Policy and Financing (HCPF) developed a Good, Fair, Poor rating system to measure the quality of adherence to federal and state price transparency rules. In February 2025, HCPF reviewed 103 of Colorado's general, critical access, children's, long-term acute care, rehabilitation, and psychiatric hospitals' downloadable price transparency files and shoppable service estimator tools or displays.¹ Each was evaluated using a scorecard and marked "Y" if the criteria was met or "N" if the criteria was not met. These prices posted by hospitals are used to populate various tools, including the [Hospital Price Transparency Tool](#) developed by HCPF, with significant contributions from the Center for Improving Value in Healthcare (CIVHC), which plays a key role in standardizing all hospital machine-readable files. This tool makes it easier for consumers, policymakers, and purchasing organizations to compare hospital prices, identify outlier opportunities to be addressed and advance shared affordability goals that save people money on health care.

- In this report, 45.6% of hospitals received an overall quality rating of Good, 35.9% of hospitals had a rating of Fair, and 18.4% had a rating of Poor.
- This is a slight decline in overall quality ratings between May 2024 and February 2025. In May 2024, 48.5% of hospitals had a Good rating, and 15.8% had a Poor rating.
- The slight decline in overall quality ratings corresponds with the decreased compliance with the machine-readable criteria, requiring hospitals to use a CMS template.
- More than 92% of hospitals met the criteria in ten out of eleven downloadable file categories, though the specific hospitals meeting the criteria varied across different categories.
- Nine independent hospitals have consistently received an overall quality rating of Poor across multiple reviews.

Although HCPF's evaluation is limited to Colorado hospitals, other evaluations show Colorado hospitals are better than national benchmarks when comparing the quality of federal price transparency postings. Specifically, Turquoise Health's recent study

¹ The evaluation reflects what was currently available at the time of the review and HCPF is aware that hospitals may have updated their transparency postings after review but during the review period.

comparing all states indicates that 65.4% of Colorado hospitals had the highest rating of five, which ranks 8th highest compared to all other states.² Additionally, the Seventh Semi-Annual Hospital Price Transparency Report by Patient Rights Advocate found that only 21.1% of hospitals nationally are compliant with federal price transparency while 60% or 21 out of 25 Colorado hospitals are compliant.³

Introduction

In 2022, hospital care accounted for the largest component of overall health care spending nationally, \$1.5 trillion, which accounts for roughly 30% of all health care spending.⁴ Hospital price transparency contributes to a more open and competitive market while providing greater awareness across communities as to the comparative prices their local hospitals charge. Together, these emerging price transparency insights help drive down hospital prices paid by employers and consumer purchasers and ultimately the prices paid for health care coverage. However, for price transparency policy to be effective, hospitals must be compliant with federal and state hospital price transparency rules.⁵

The following performance assessment has a quality scale with three different ratings: Good, Fair, and Poor. This scale measures the conformity of the hospital's price transparency postings, *not* if hospitals are compliant. Hospital compliance with the federal price transparency rule is the purview of the federal Centers for Medicare and Medicaid Services (CMS). This report is to help hospitals identify if they may not be compliant with state or federal rules, and allows for hospitals to complete an internal review to examine whether any necessary changes are needed to ensure they are in line with these rules. Ultimately, this price transparency report better enables all hospitals to be part of the health care affordability solution. These combined efforts are for the betterment of all Coloradans, taxpayers, the state budget, employers, and municipalities. HCPF evaluates hospitals' price transparency postings and produces this report twice per year to achieve the above shared goals; as well as

² Moving into 2024: State of Price Transparency. (2024, January 4). Turquoise Health Blog. <https://blog.turquoise.health/moving-into-2024-state-of-price-transparency/>. State percentages calculated from downloaded data for comparison.

³ Seventh Semi-Annual Hospital Price Transparency Report. (2024, November). PatientRightsAdvocate.org. <https://www.patientrightsadvocate.org/seventh-semi-annual-hospital-price-transparency-report-november-2024>

⁴ CMS. National Health Expenditures 2023 Highlights. (n.d.). <https://www.cms.gov/files/document/nhe-infographic.pdf>

⁵ Hospital Price Transparency, 45 CFR Part 180 (2019). <https://www.ecfr.gov/current/title-45/part-180>; Medical Price Transparency, Senate Bill 23-252, 2023 Regular Session, (2023). <https://leg.colorado.gov/bills/sb23-252>

the Polis-Primavera Administration's overarching objective of saving people money on health care.

HCPF regularly reaches out to Poor rated hospitals to provide technical assistance to ensure Colorado hospitals are meeting federal requirements.

For the downloadable file, HCPF's primary focus is to evaluate hospitals' files compared to current requirements, including the more recent updates to the federal hospital price transparency rule that went into effect on July 1, 2024 and January 1, 2025. Additionally, HCPF focused on the availability of a shoppable services tool or display that allows consumers to obtain a service price when shopping for one of the 70 CMS-specified shoppable service codes.⁶ Prices for third-party payers were not factored in the shoppable services criteria because the majority of Colorado hospitals utilize an estimator tool, which can require specific insurance information to receive a price or quote.

The complete scorecard criteria and rating details are in **Appendix A: Methodology**. The methodology has been updated to reflect the updates made to the federal hospital price transparency rule, which requires hospitals to incorporate the following changes in the machine-readable file (MRF): the use of a CMS template, additional hospital information, the method used to establish the rate, whether the rate is a dollar amount or based on a percentage or algorithm, and payer plans may be indicated as categories. A full list of changes and implementation timelines can be found on the CMS V2.0 CMS Template and Data Dictionary webpage.⁷

⁶ 0 Steps to Making Public Standard Charges for Shoppable Services. (n.d.).

<https://www.cms.gov/files/document/steps-making-public-standard-charges-shoppable-services.pdf>

⁷ CMS.gov/hospital-price-transparency. (2024, June 10). GitHub. <https://github.com/CMSgov/hospital-price-transparency>

Hospital Scorecard

Table 1: Scorecard by Hospital February 2025

Marketed Name	Current System	Hospital type	2025 February Overall Quality Rating	Downloadable File Quality Rating	Shoppable Service Quality Rating	SB23-252 Medicare Rates Quality Rating	Machine Readable	Posted or Updated Date Within 365	Code and Code Type	Description	Setting	Drug Measurement	Gross Charges	Discounted Cash	De-Identified Minimum & Maximum	Negotiated Rates	Plans	Shoppable Services Type	Cash Price
AdventHealth Avista	AdventHealth	General	Fair	Fair	Good	Good	N	Y	Y	Y	Y	Y	Y	Y	Y	Y	Y	Tool	Y
AdventHealth Castle Rock	AdventHealth	General	Fair	Fair	Good	Good	N	Y	Y	Y	Y	Y	Y	Y	Y	Y	Y	Tool	Y
AdventHealth Littleton	AdventHealth	General	Fair	Fair	Good	Good	N	Y	Y	Y	Y	Y	Y	Y	Y	Y	Y	Tool	Y
AdventHealth Parker	AdventHealth	General	Fair	Fair	Good	Good	N	Y	Y	Y	Y	Y	Y	Y	Y	Y	Y	Tool	Y
AdventHealth Porter	AdventHealth	General	Fair	Fair	Good	Good	N	Y	Y	Y	Y	Y	Y	Y	Y	Y	Y	Tool	Y
Animas Surgical Hospital	Independent	General	Good	Good	Good	Good	Y	Y	Y	Y	Y	Y	Y	Y	Y	Y	Y	Tool	Y
Arkansas Valley Regional Medical Center	Independent	Critical Access	Good	Good	Good	Good	Y	Y	Y	Y	Y	Y	Y	Y	Y	Y	Y	Display	Y
Aspen Valley Hospital	Independent	Critical Access	Fair	Fair	Good	Good	N	Y	Y	Y	N	Y	Y	Y	Y	Y	Y	Display	Y
Banner Fort Collins Medical Center	Banner Health	General	Good	Good	Good	Good	Y	Y	Y	Y	Y	Y	Y	Y	Y	Y	Y	Display	Y
Boulder Community Health	Independent	General	Fair	Good	Good	Fair	Y	Y	Y	Y	Y	Y	Y	Y	Y	Y	Y	Display	Y
Broomfield Hospital	UCHealth	General	Good	Good	Good	Good	Y	Y	Y	Y	Y	Y	Y	Y	Y	Y	Y	Display	Y
Cedar Springs Hospital	Independent	Psychiatric	Poor	Poor	Good	Poor	N	Y	Y	Y	Y	Y	Y	Y	N	Y	Y	Display	Y
Centennial Peaks Hospital	Independent	Psychiatric	Poor	Fair	Good	Poor	N	Y	Y	Y	Y	Y	Y	Y	Y	Y	Y	Display	Y
Children's Hospital Colorado	Childrens	Children	Fair	Good	Good	Fair	Y	Y	Y	Y	Y	Y	Y	Y	Y	Y	Y	Tool	Y
Children's Hospital Colorado Springs	Childrens	Children	Fair	Good	Good	Fair	Y	Y	Y	Y	Y	Y	Y	Y	Y	Y	Y	Tool	Y
Community Hospital	Independent	General	Poor	Fair	Good	Poor	N	Y	Y	Y	Y	Y	Y	Y	Y	Y	Y	Display	Y
Craig Hospital	Independent	Long Term Acute Care	Good	Good	Good	Good	Y	Y	Y	Y	Y	Y	Y	Y	Y	Y	Y	Display	Y
Delta Health	Independent	General	Poor	Fair	Good	Poor	N	Y	Y	Y	Y	Y	Y	Y	Y	Y	Y	Tool	Y
Denver Health Medical Center	Independent	General	Good	Good	Good	Good	Y	Y	Y	Y	Y	Y	Y	Y	Y	Y	Y	Display	Y
East Morgan County Hospital	Banner Health	Critical Access	Good	Good	Good	Good	Y	Y	Y	Y	Y	Y	Y	Y	Y	Y	Y	Display	Y
Encompass Health Rehabilitation Hospital of Colorado Springs	HealthSouth	Rehabilitation	Good	Good	Good	Good	Y	Y	Y	Y	Y	Y	Y	Y	Y	Y	Y	Display	Y
Encompass Health Rehabilitation Hospital of Littleton	HealthSouth	Rehabilitation	Good	Good	Good	Good	Y	Y	Y	Y	Y	Y	Y	Y	Y	Y	Y	Display	Y
Estes Park Health	Independent	Critical Access	Good	Good	Good	Good	Y	Y	Y	Y	Y	Y	Y	Y	Y	Y	Y	Display	Y
Family Health West	Independent	Critical Access	Fair	Good	Good	Poor	Y	Y	Y	Y	Y	Y	Y	Y	Y	Y	Y	Display	Y
Good Samaritan Medical Center	Intermountain Health	General	Fair	Good	Good	Fair	Y	Y	Y	Y	Y	Y	Y	Y	Y	Y	Y	Tool	Y

Marketed Name	Current System	Hospital type	2025 February Overall Quality Rating	Downloadable File Quality Rating	Shoppable Service Quality Rating	SB23-252 Medicare Rates Quality Rating	Machine Readable	Posted or Updated Date Within 365	Code and Code Type	Description	Setting	Drug Measurement	Gross Charges	Discounted Cash	De-Identified Minimum & Maximum	Negotiated Rates	Plans	Shoppable Services Type	Cash Price
Grand River Hospital District	Independent	Critical Access	Good	Good	Good	Good	Y	Y	Y	Y	Y	Y	Y	Y	Y	Y	Y	Display	Y
Grandview Hospital	UCHealth	General	Good	Good	Good	Good	Y	Y	Y	Y	Y	Y	Y	Y	Y	Y	Y	Display	Y
Gunnison Valley Health	Independent	Critical Access	Good	Good	Good	Good	Y	Y	Y	Y	Y	Y	Y	Y	Y	Y	Y	Display	Y
Haxtun Hospital District	Independent	Critical Access	Poor	Fair	Good	Poor	Y	Y	Y	Y	Y	Y	Y	Y	Y	Y	N	Tool	Y
HCA HealthONE Aurora	HCA HealthONE	General	Fair	Good	Good	Fair	Y	Y	Y	Y	Y	Y	Y	Y	Y	Y	Y	Tool	Y
HCA HealthONE Mountain Ridge	HCA HealthONE	General	Fair	Good	Good	Fair	Y	Y	Y	Y	Y	Y	Y	Y	Y	Y	Y	Tool	Y
HCA HealthONE Presbyterian St. Luke's	HCA HealthONE	General	Fair	Fair	Good	Fair	N	Y	Y	Y	Y	Y	Y	Y	Y	Y	Y	Tool	Y
HCA HealthONE Rose	HCA HealthONE	General	Fair	Good	Good	Fair	Y	Y	Y	Y	Y	Y	Y	Y	Y	Y	Y	Tool	Y
HCA HealthONE Sky Ridge	HCA HealthONE	General	Fair	Good	Good	Fair	Y	Y	Y	Y	Y	Y	Y	Y	Y	Y	Y	Tool	Y
HCA HealthONE Spalding Rehabilitation	HCA HealthONE	Rehabilitation	Fair	Fair	Good	Fair	N	Y	Y	Y	Y	Y	Y	Y	Y	Y	Y	Tool	Y
HCA HealthONE Swedish	HCA HealthONE	General	Fair	Good	Good	Fair	Y	Y	Y	Y	Y	Y	Y	Y	Y	Y	Y	Tool	Y
Heart of the Rockies Regional Medical Center	Independent	Critical Access	Good	Good	Good	Good	Y	Y	Y	Y	Y	Y	Y	Y	Y	Y	Y	Tool	Y
Highlands Behavioral Health System	Independent	Psychiatric	Fair	Good	Good	Poor	Y	Y	Y	Y	Y	Y	Y	Y	Y	Y	Y	Display	Y
Johnstown Heights Behavioral Health	Independent	Psychiatric	Poor	Poor	Good	Poor	N	N	Y	Y	Y	N	Y	Y	Y	Y	N	MRF	Y
Keefe Memorial Health Service District	Independent	Critical Access	Poor	Poor	Good	Good	N	Y	Y	Y	Y	Y	Y	Y	N	Y	Y	Tool	Y
Kindred Hospital - Aurora	Kindred	Long Term Acute Care	Poor	Poor	Good	Poor	Y	Y	Y	Y	Y	Y	Y	Y	N	N	N	Display	Y
Kindred Hospital - Denver & Denver South	Kindred	Long Term Acute Care	Poor	Poor	Good	Poor	Y	Y	Y	Y	Y	Y	Y	Y	N	N	N	Display	Y
Kit Carson County Health Service District	Independent	Critical Access	Fair	Fair	Good	Good	N	Y	Y	Y	Y	Y	Y	Y	Y	Y	Y	Tool	Y
Lincoln Community Hospital	Independent	Critical Access	Poor	Poor	Poor	Poor	N	N	Y	Y	N	N	N	N	N	N	N	None	N
Longmont United Hospitals	CommonSpirit	General	Good	Good	Good	Good	Y	Y	Y	Y	Y	Y	Y	Y	Y	Y	Y	Tool	Y
Longs Peak Hospital	UCHealth	General	Good	Good	Good	Good	Y	Y	Y	Y	Y	Y	Y	Y	Y	Y	Y	Display	Y
Lutheran Medical Center	Intermountain Health	General	Fair	Good	Good	Fair	Y	Y	Y	Y	Y	Y	Y	Y	Y	Y	Y	Tool	Y
McKee Medical Center	Banner Health	General	Good	Good	Good	Good	Y	Y	Y	Y	Y	Y	Y	Y	Y	Y	Y	Display	Y
Medical Center of the Rockies	UCHealth	General	Good	Good	Good	Good	Y	Y	Y	Y	Y	Y	Y	Y	Y	Y	Y	Display	Y
Melissa Memorial Hospital	Independent	Critical Access	Good	Good	Good	Good	Y	Y	Y	Y	Y	Y	Y	Y	Y	Y	Y	Tool	Y
Memorial Hospital Central	UCHealth	General	Good	Good	Good	Good	Y	Y	Y	Y	Y	Y	Y	Y	Y	Y	Y	Display	Y
Memorial Regional Health	Independent	Critical Access	Fair	Good	Good	Poor	Y	Y	Y	Y	Y	Y	Y	Y	Y	Y	Y	Tool	Y

Marketed Name	Current System	Hospital type	2025 February Overall Quality Rating	Downloadable File Quality Rating	Shoppable Service Quality Rating	SB23-252 Medicare Rates Quality Rating	Machine Readable	Posted or Updated Date Within 365	Code and Code Type	Description	Setting	Drug Measurement	Gross Charges	Discounted Cash	De-Identified Minimum & Maximum	Negotiated Rates	Plans	Shoppable Services Type	Cash Price
Mercy Hospital	CommonSpirit	General	Good	Good	Good	Good	Y	Y	Y	Y	Y	Y	Y	Y	Y	Y	Y	Tool	Y
Middle Park Health - Granby	Independent	Critical Access	Good	Good	Good	Good	Y	Y	Y	Y	Y	Y	Y	Y	Y	Y	Y	Display	Y
Middle Park Health - Kremmling	Independent	Critical Access	Good	Good	Good	Good	Y	Y	Y	Y	Y	Y	Y	Y	Y	Y	Y	Display	Y
Montrose Memorial Hospital	Independent	General	Good	Good	Good	Good	Y	Y	Y	Y	Y	Y	Y	Y	Y	Y	Y	Display	Y
Mt. San Rafael Hospital	Independent	Critical Access	Fair	Fair	Good	Good	N	Y	Y	Y	Y	Y	Y	Y	Y	Y	Y	Display	Y
National Jewish Health	Independent	General	Poor	Fair	Poor	Good	N	Y	Y	Y	Y	Y	Y	Y	Y	Y	Y	Display	N
North Colorado Medical Center	Banner Health	General	Good	Good	Good	Good	Y	Y	Y	Y	Y	Y	Y	Y	Y	Y	Y	Display	Y
Northern Colorado Long Term Acute Hospital	Independent	Long Term Acute Care	Poor	Poor	N/A	Good	Y	Y	Y	Y	Y	Y	Y	N	Y	Y	Y	IP Only	N/A
Northern Colorado Rehabilitation Hospital	Independent	Rehabilitation	Poor	Poor	Poor	Good	Y	Y	Y	Y	Y	Y	Y	N	Y	Y	Y	Display	N
OrthoColorado Hospital	CommonSpirit	General	Good	Good	Good	Good	Y	Y	Y	Y	Y	Y	Y	Y	Y	Y	Y	Tool	Y
Pagosa Springs Medical Center	Independent	Critical Access	Good	Good	Good	Good	Y	Y	Y	Y	Y	Y	Y	Y	Y	Y	Y	Tool	Y
PAM Specialty Hospital of Denver	PAM Health	Long Term Acute Care	Fair	Good	N/A	Poor	Y	Y	Y	Y	Y	Y	Y	Y	Y	Y	Y	IP Only	N/A
Parkview Medical Center	UCHealth	General	Good	Good	Good	Good	Y	Y	Y	Y	Y	Y	Y	Y	Y	Y	Y	Display	Y
Peak View Behavioral Health	Independent	Psychiatric	Poor	Poor	Poor	Poor	N	N	N	Y	Y	N	N	Y	Y	Y	N	MRF	N
Penrose Hospital	CommonSpirit	General	Fair	Good	Good	Fair	Y	Y	Y	Y	Y	Y	Y	Y	Y	Y	Y	Tool	Y
Pikes Peak Regional Hospital	UCHealth	Critical Access	Good	Good	Good	Good	Y	Y	Y	Y	Y	Y	Y	Y	Y	Y	Y	Display	Y
Pioneers Medical Center	Independent	Critical Access	Poor	Poor	Good	Good	Y	Y	Y	Y	Y	N	Y	Y	Y	Y	Y	Display	Y
Platte Valley Medical Center	Intermountain Health	General	Fair	Good	Good	Fair	Y	Y	Y	Y	Y	Y	Y	Y	Y	Y	Y	Tool	Y
Poudre Valley Hospital	UCHealth	General	Good	Good	Good	Good	Y	Y	Y	Y	Y	Y	Y	Y	Y	Y	Y	Display	Y
Prowers Medical Center	Independent	Critical Access	Fair	Fair	Good	Good	N	Y	Y	Y	Y	Y	Y	Y	Y	Y	N	Tool	Y
Rangely District Hospital	Independent	Critical Access	Good	Good	Good	Good	Y	Y	Y	Y	Y	Y	Y	Y	Y	Y	Y	Display	Y
Rio Grande Hospital	Independent	Critical Access	Good	Good	Good	Good	Y	Y	Y	Y	Y	Y	Y	Y	Y	Y	Y	Tool	Y
San Luis Valley Health Conejos County Hospital	San Luis Valley	Critical Access	Fair	Fair	Good	Fair	N	Y	Y	Y	Y	Y	Y	Y	Y	Y	Y	Display	Y
San Luis Valley Health Regional Medical Center	San Luis Valley	General	Fair	Fair	Good	Fair	N	Y	Y	Y	Y	Y	Y	Y	Y	Y	Y	Display	Y

Marketed Name	Current System	Hospital type	2025 February Overall Quality Rating	Downloadable File Quality Rating	Shoppable Service Quality Rating	SB23-252 Medicare Rates Quality Rating	Machine Readable	Posted or Updated Date Within 365	Code and Code Type	Description	Setting	Drug Measurement	Gross Charges	Discounted Cash	De-Identified Minimum & Maximum	Negotiated Rates	Plans	Shoppable Services Type	Cash Price
Sedgwick County Health Center	Independent	Critical Access	Poor	Poor	Poor	Poor	N	N	N	N	N	N	N	N	N	N	N	Display	N
Southeast Colorado Hospital District	Independent	Critical Access	Good	Good	Good	Good	Y	Y	Y	Y	Y	Y	Y	Y	Y	Y	Y	Display	Y
Southwest Health System, Inc.	Independent	Critical Access	Good	Good	Good	Good	Y	Y	Y	Y	Y	Y	Y	Y	Y	Y	Y	Display	Y
Spanish Peaks Regional Health Center	Independent	Critical Access	Good	Good	Good	Good	Y	Y	Y	Y	Y	Y	Y	Y	Y	Y	Y	Display	Y
St. Anthony Hospital	CommonSpirit	General	Fair	Good	Good	Fair	Y	Y	Y	Y	Y	Y	Y	Y	Y	Y	Y	Tool	Y
St. Anthony North Hospital	CommonSpirit	General	Fair	Good	Good	Fair	Y	Y	Y	Y	Y	Y	Y	Y	Y	Y	Y	Tool	Y
St. Anthony Summit Hospital	CommonSpirit	General	Good	Good	Good	Good	Y	Y	Y	Y	Y	Y	Y	Y	Y	Y	Y	Tool	Y
St. Elizabeth Hospital	CommonSpirit	General	Good	Good	Good	Good	Y	Y	Y	Y	Y	Y	Y	Y	Y	Y	Y	Tool	Y
St. Francis Hospital	CommonSpirit	General	Fair	Good	Good	Fair	Y	Y	Y	Y	Y	Y	Y	Y	Y	Y	Y	Tool	Y
St. Francis Hospital - Interquest	CommonSpirit	General	Poor	Good	Poor	Poor	Y	Y	Y	Y	Y	Y	Y	Y	Y	Y	Y	None	N
St. Joseph Hospital	Intermountain Health	General	Fair	Good	Good	Fair	Y	Y	Y	Y	Y	Y	Y	Y	Y	Y	Y	Tool	Y
St. Mary-Corwin Hospital	CommonSpirit	General	Good	Good	Good	Good	Y	Y	Y	Y	Y	Y	Y	Y	Y	Y	Y	Tool	Y
St. Mary's Hospital & Medical Center, Inc.	Intermountain Health	General	Fair	Good	Good	Fair	Y	Y	Y	Y	Y	Y	Y	Y	Y	Y	Y	Tool	Y
St. Thomas More Hospital	CommonSpirit	Critical Access	Good	Good	Good	Good	Y	Y	Y	Y	Y	Y	Y	Y	Y	Y	Y	Tool	Y
St. Vincent General Hospital District	Independent	Critical Access	Fair	Good	Good	Poor	Y	Y	Y	Y	Y	Y	Y	Y	Y	Y	Y	Display	Y
Sterling Regional MedCenter	Banner Health	General	Good	Good	Good	Good	Y	Y	Y	Y	Y	Y	Y	Y	Y	Y	Y	Display	Y
UCHealth Greeley	UCHealth	General	Good	Good	Good	Good	Y	Y	Y	Y	Y	Y	Y	Y	Y	Y	Y	Display	Y
UCHealth Highlands Ranch	UCHealth	General	Good	Good	Good	Good	Y	Y	Y	Y	Y	Y	Y	Y	Y	Y	Y	Display	Y
University of Colorado Hospital	UCHealth	General	Good	Good	Good	Good	Y	Y	Y	Y	Y	Y	Y	Y	Y	Y	Y	Display	Y
Vail Health Hospital	Independent	General	Fair	Fair	Good	Good	N	Y	Y	Y	Y	Y	Y	Y	Y	Y	Y	Tool	Y
Valley View Hospital	Independent	General	Good	Good	Good	Good	Y	Y	Y	Y	Y	Y	Y	Y	Y	Y	Y	Display	Y
Vibra Hospital	Independent	Long Term Acute Care	Good	Good	N/A	Good	Y	Y	Y	Y	Y	Y	Y	Y	Y	Y	Y	IP Only	N/A
Weisbrod Memorial County Hospital	Independent	Critical Access	Poor	Good	Poor	Good	Y	Y	Y	Y	Y	Y	Y	Y	Y	Y	Y	None	N
West Springs Hospital	Independent	Psychiatric	Poor	Poor	Poor	Poor	N	N	Y	Y	N	N	Y	Y	Y	Y	Y	MRF	N
Wray Community District Hospital	Independent	Critical Access	Fair	Good	Good	Poor	Y	Y	Y	Y	Y	Y	Y	Y	Y	Y	Y	Display	Y
Yampa Valley Medical Center	UCHealth	General	Good	Good	Good	Good	Y	Y	Y	Y	Y	Y	Y	Y	Y	Y	Y	Display	Y
Yuma District Hospital	Independent	Critical Access	Good	Good	Good	Good	Y	Y	Y	Y	Y	Y	Y	Y	Y	Y	Y	Tool	Y

Chronological Hospital Scorecard Ratings

Table 2: November 2022-February 2025 Overall Quality Rating by Hospital

Marketed Name	Current System	Hospital type	2025 February Overall Quality Rating	2024 May Overall Quality Rating	2023 September Overall Quality Rating	2022 November Overall Quality Rating
AdventHealth Avista	AdventHealth	General	Fair	Fair	Good	Good
AdventHealth Castle Rock	AdventHealth	General	Fair	Fair	Good	Good
AdventHealth Littleton	AdventHealth	General	Fair	Fair	Good	Good
AdventHealth Parker	AdventHealth	General	Fair	Fair	Good	Good
AdventHealth Porter	AdventHealth	General	Fair	Fair	Good	Good
Animas Surgical Hospital	Independent	General	Good	Good	Poor	Fair
Arkansas Valley Regional Medical Center	Independent	Critical Access	Good	Good	Good	Good
Aspen Valley Hospital	Independent	Critical Access	Fair	Poor	Poor	Poor
Banner Fort Collins Medical Center	Banner Health	General	Good	Good	Poor	Fair
Boulder Community Health	Independent	General	Fair	Poor	Poor	Fair
Broomfield Hospital	UCHealth	General	Good	Good	Good	Fair
Cedar Springs Hospital	Independent	Psychiatric	Poor	Fair	Good	
Centennial Peaks Hospital	Independent	Psychiatric	Poor	Fair	Good	
Children's Hospital Colorado	Childrens	Children	Fair	Fair	Good	Poor
Children's Hospital Colorado Springs	Childrens	Children	Fair	Fair	Good	Poor
Community Hospital	Independent	General	Poor	Fair	Good	Good
Craig Hospital	Independent	Long Term Acute Care	Good	Poor	Good	
Delta Health	Independent	General	Poor	Poor	Poor	Poor
Denver Health Medical Center	Independent	General	Good	Good	Poor	Good
East Morgan County Hospital	Banner Health	Critical Access	Good	Good	Good	Fair
Encompass Health Rehabilitation Hospital of Colorado Springs	HealthSouth	Rehabilitation	Good	Good	Good	
Encompass Health Rehabilitation Hospital of Littleton	HealthSouth	Rehabilitation	Good	Good	Good	
Estes Park Health	Independent	Critical Access	Good	Good	Good	Poor
Family Health West	Independent	Critical Access	Fair	Fair	Good	Poor
Good Samaritan Medical Center	Intermountain Health	General	Fair	Fair	Good	Fair
Grand River Hospital District	Independent	Critical Access	Good	Good	Good	Poor
Grandview Hospital	UCHealth	General	Good	Good	Good	Fair
Gunnison Valley Health	Independent	Critical Access	Good	Good	Good	Fair
Haxtun Hospital District	Independent	Critical Access	Poor	Poor	Poor	Poor
HCA HealthONE Aurora	HCA HealthONE	General	Fair	Fair	Poor	Poor
HCA HealthONE Mountain Ridge	HCA HealthONE	General	Fair	Fair	Poor	Poor
HCA HealthONE Presbyterian St. Luke's	HCA HealthONE	General	Fair	Fair	Poor	Poor
HCA HealthONE Rose	HCA HealthONE	General	Fair	Fair	Poor	Poor
HCA HealthONE Sky Ridge	HCA HealthONE	General	Fair	Fair	Poor	Poor
HCA HealthONE Spalding Rehabilitation	HCA HealthONE	Rehabilitation	Fair	Fair	Poor	
HCA HealthONE Swedish	HCA HealthONE	General	Fair	Fair	Poor	Poor
Heart of the Rockies Regional Medical Center	Independent	Critical Access	Good	Good	Good	Good
Highlands Behavioral Health System	Independent	Psychiatric	Fair	Fair	Good	
Johnstown Heights Behavioral Health	Independent	Psychiatric	Poor	Poor	Poor	
Keefe Memorial Health Service District	Independent	Critical Access	Poor	Good	Poor	Poor
Kindred Hospital - Aurora	Kindred	Long Term Acute Care	Poor	Fair	Poor	
Kindred Hospital - Denver & Denver South	Kindred	Long Term Acute Care	Poor	Fair	Poor	

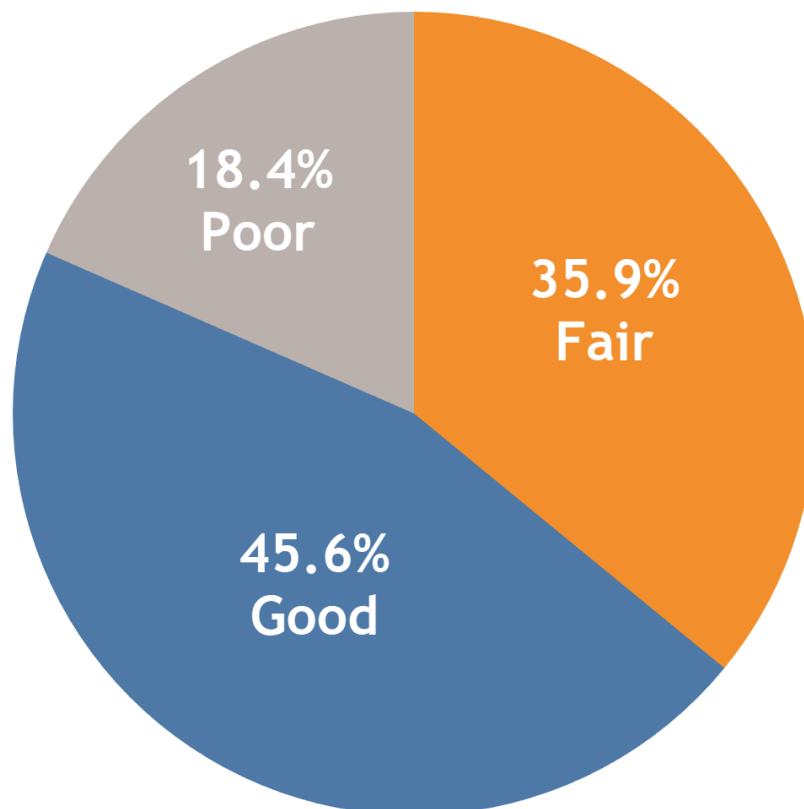
Marketed Name	Current System	Hospital type	2025 February Overall Quality Rating	2024 May Overall Quality Rating	2023 September Overall Quality Rating	2022 November Overall Quality Rating
Kit Carson County Health Service District	Independent	Critical Access	Fair	Fair	Good	Poor
Lincoln Community Hospital	Independent	Critical Access	Poor	Poor	Poor	Good
Longmont United Hospitals	CommonSpirit	General	Good	Good	Good	Good
Longs Peak Hospital	UCHealth	General	Good	Good	Good	Fair
Lutheran Medical Center	Intermountain Health	General	Fair	Fair	Good	Fair
McKee Medical Center	Banner Health	General	Good	Good	Good	Fair
Medical Center of the Rockies	UCHealth	General	Good	Good	Good	Fair
Melissa Memorial Hospital	Independent	Critical Access	Good	Good	Fair	Fair
Memorial Hospital Central	UCHealth	General	Good	Good	Good	Fair
Memorial Regional Health	Independent	Critical Access	Fair	Good	Fair	Fair
Mercy Hospital	CommonSpirit	General	Good	Poor	Good	Good
Middle Park Health - Granby	Independent	Critical Access	Good			
Middle Park Health - Kremmling	Independent	Critical Access	Good	Good	Good	Poor
Montrose Memorial Hospital	Independent	General	Good	Good	Fair	Fair
Mt. San Rafael Hospital	Independent	Critical Access	Fair	Fair	Good	Good
National Jewish Health	Independent	General	Poor	Fair	Poor	Good
North Colorado Medical Center	Banner Health	General	Good	Good	Good	Fair
Northern Colorado Long Term Acute Hospital	Independent	Long Term Acute Care	Poor	Poor	Poor	
Northern Colorado Rehabilitation Hospital	Independent	Rehabilitation	Poor	Poor	Poor	
OrthoColorado Hospital	CommonSpirit	General	Good	Good	Good	Good
Pagosa Springs Medical Center	Independent	Critical Access	Good	Good	Good	Fair
PAM Specialty Hospital of Denver	PAM Health	Long Term Acute Care	Fair	Fair	Poor	
Parkview Medical Center	UCHealth	General	Good	Good	Fair	Good
Peak View Behavioral Health	Independent	Psychiatric	Poor	Poor	Poor	
Penrose Hospital	CommonSpirit	General	Fair	Good	Good	
Pikes Peak Regional Hospital	UCHealth	Critical Access	Good	Good	Good	Fair
Pioneers Medical Center	Independent	Critical Access	Poor	Fair	Good	Poor
Platte Valley Medical Center	Intermountain Health	General	Fair	Fair	Good	Fair
Poudre Valley Hospital	UCHealth	General	Good	Good	Good	Fair
Prowers Medical Center	Independent	Critical Access	Fair	Poor	Fair	Fair
Rangely District Hospital	Independent	Critical Access	Good	Good	Fair	Fair
Rio Grande Hospital	Independent	Critical Access	Good	Good	Good	Fair
San Luis Valley Health Conejos County Hospital	San Luis Valley	Critical Access	Fair	Fair	Poor	Fair
San Luis Valley Health Regional Medical Center	San Luis Valley	General	Fair	Fair	Poor	Fair
Sedgwick County Health Center	Independent	Critical Access	Poor	Poor	Fair	Poor
Southeast Colorado Hospital District	Independent	Critical Access	Good	Fair	Fair	Fair
Southwest Health System, Inc.	Independent	Critical Access	Good	Fair	Good	Fair
Spanish Peaks Regional Health Center	Independent	Critical Access	Good	Good	Fair	Fair
St. Anthony Hospital	CommonSpirit	General	Fair	Good	Good	Good
St. Anthony North Hospital	CommonSpirit	General	Fair	Good	Good	Good
St. Anthony Summit Hospital	CommonSpirit	General	Good	Good	Good	Good
St. Elizabeth Hospital	CommonSpirit	General	Good	Good	Good	

Evaluation

This Price Transparency Evaluation Report expands upon the previous reviews completed in May 2024, September 2023, and November 2022.⁸ This report reviews the same 101 short-term acute care and long-term Colorado hospitals with the addition of Middle Park Health Granby and CommonSpirit St. Francis - Interquest. As seen in **Figure 1**, 45.6% of hospitals had an overall quality rating of Good, while 35.9% had a rating of Fair, and 18.4% had a rating of Poor.

Figure 1: Overall Quality Rating All Hospitals

February 2025

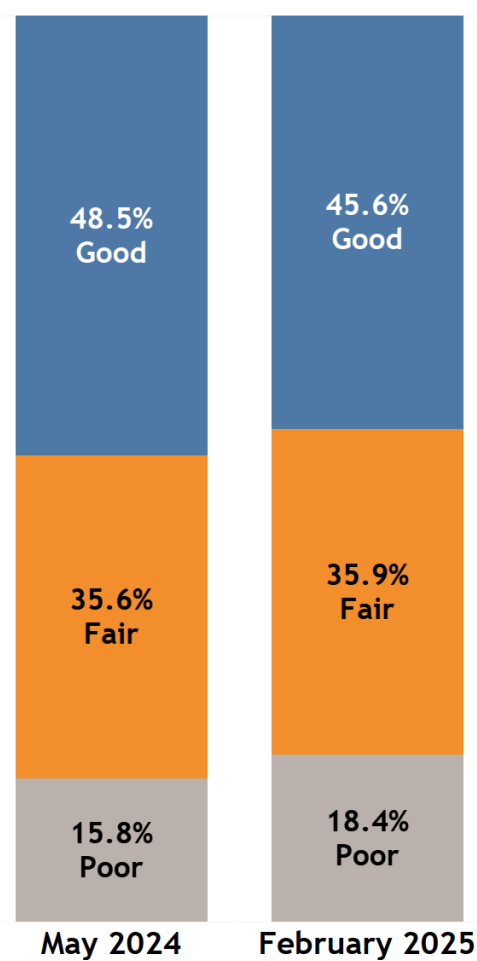


⁸ Hospital Price Transparency | Colorado Department of Health Care Policy & Financing. (n.d.). Hcpf.colorado.gov. <https://hcpf.colorado.gov/hospital-price-transparency>

Colorado hospitals' overall quality ratings are mostly consistent with those from the May 2024 evaluation, even after incorporating the federal updates to the hospital price transparency rule.

Figure 2 shows how overall ratings have changed from May 2024 to February 2025. Previously, 48.5% of hospitals reviewed had an overall quality rating of Good and 15.8% had an overall quality rating of Poor. As of February 2025, new ratings show hospitals had a slight decline, with only 45.6% receiving a rating of Good and 18.4% of hospitals receiving a rating of Poor. The overall quality rating met by hospital types for February 2025 can be found in **Appendix B: Additional Figures**.

Figure 2: Overall Quality Rating All Hospitals



The slight decline in quality ratings visualized in **Figure 2** reflects the decrease in the machine-readable criteria met by hospitals, as seen in **Table 3**.

Table 3: Downloadable File Criteria Met by Category by All Hospitals February 2025

Downloadable File Category	All Hospitals
Machine-Readable	75.7%
Posted or Updated Date	95.1%
Code and Code Type	98.1%
Description	99.0%
Setting	96.1%
Drug Measurement	94.2%
Gross Charges	97.1%
Discounted Cash	96.1%
De-Identified Minimum & Maximum	94.2%
Negotiated Rates	96.1%
Plans	92.2%

Table 3 illustrates that generally, hospitals performed well in implementing the updates to the federal hospital price transparency downloadable file requirements. More than 92% of hospitals met 10 of the 11 downloadable file categories, though the specific hospitals meeting the criteria varied across different categories. However, only 75.7% of hospitals met the machine-readable requirement, which mandates the use of a CMS-approved machine-readable file template. Details on the downloadable file criteria met by hospital types for February 2025 can be found in **Appendix C: Additional Tables**.

CMS developed the V2.0 Online Validator tool to help hospitals conform to the requirements of using a CMS template and data specifications.⁹ Hospitals' success in meeting the downloadable file quality rating can be attributed to their ability to pass validation (i.e., receiving zero errors) when using CMS's V2.0 Online Validator tool, as shown in **Figure 3**. It is important to note that the machine-readable requirement stipulates that hospitals must pass validation using the CMS's new tool.

Figure 3: Downloadable File Quality Rating when MRF conforms to CMS V2.0 Online Validator February 2025

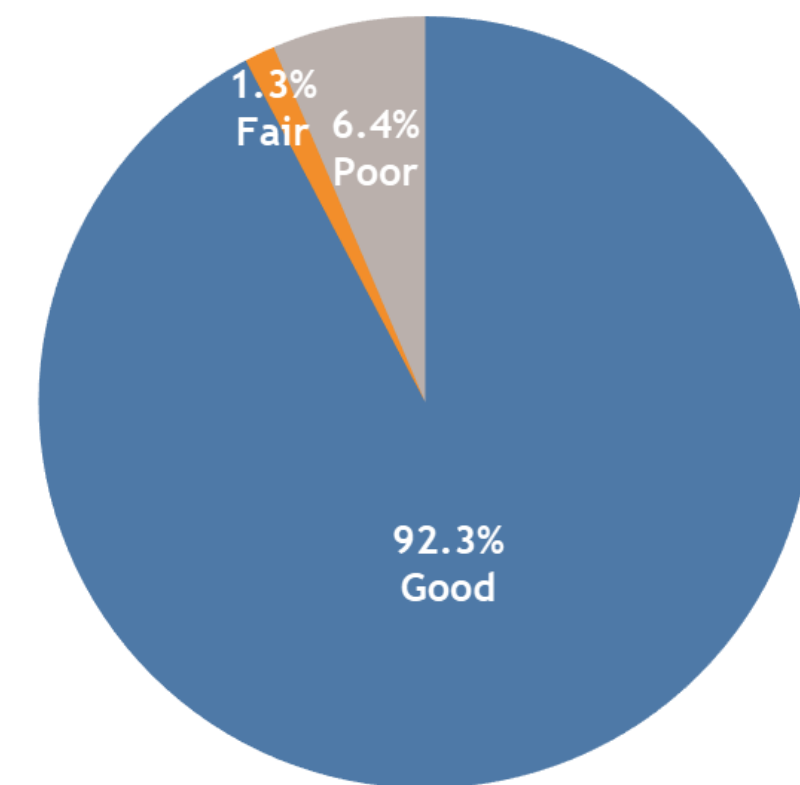


Figure 3 shows that out of the seventy-eight Colorado hospitals that passed CMS's V2.0 Online Validator tool, 92.3% had a downloadable file quality rating of Good and only six hospitals, or 7.7%, had a downloadable file quality rating of Fair or Poor.

⁹ CMS. (n.d.). Hospital price transparency - tools. <https://cms.gov.github.io/hpt-tool/online-validator/>

Children’s, general, and critical access hospitals account for 84.5% or 87 of the 103 hospitals reviewed in this evaluation. **Table 4** presents the total counts of the overall quality ratings for these hospitals, categorized by their respective systems.

Table 4: Overall Quality Rating Hospital Count for Children’s, General, and Critical Access Hospitals by System February 2025

Current System	Good	Fair	Poor
AdventHealth	0	5	0
Banner Health	5	0	0
Childrens	0	2	0
CommonSpirit	7	4	1
HCA HealthONE	0	6	0
Intermountain Health	0	5	0
San Luis Valley	0	2	0
UCHealth	12	0	0
Independent	19	10	9
Total	43	34	10

Table 4 illustrates that Banner Health and UCHealth are the only systems in which all their hospitals received an overall quality rating of Good. In contrast, AdventHealth, Children’s, HCA HealthONE, Intermountain Health, and San Luis Valley systems had an overall quality rating of Fair across all their hospitals.

Long-term acute care, rehabilitation, and psychiatric hospitals have lower quality ratings than other hospital types, with 56.3% of these hospitals having an overall quality rating of Poor.

Figure 4: Overall Quality Rating by Hospital Type February 2025

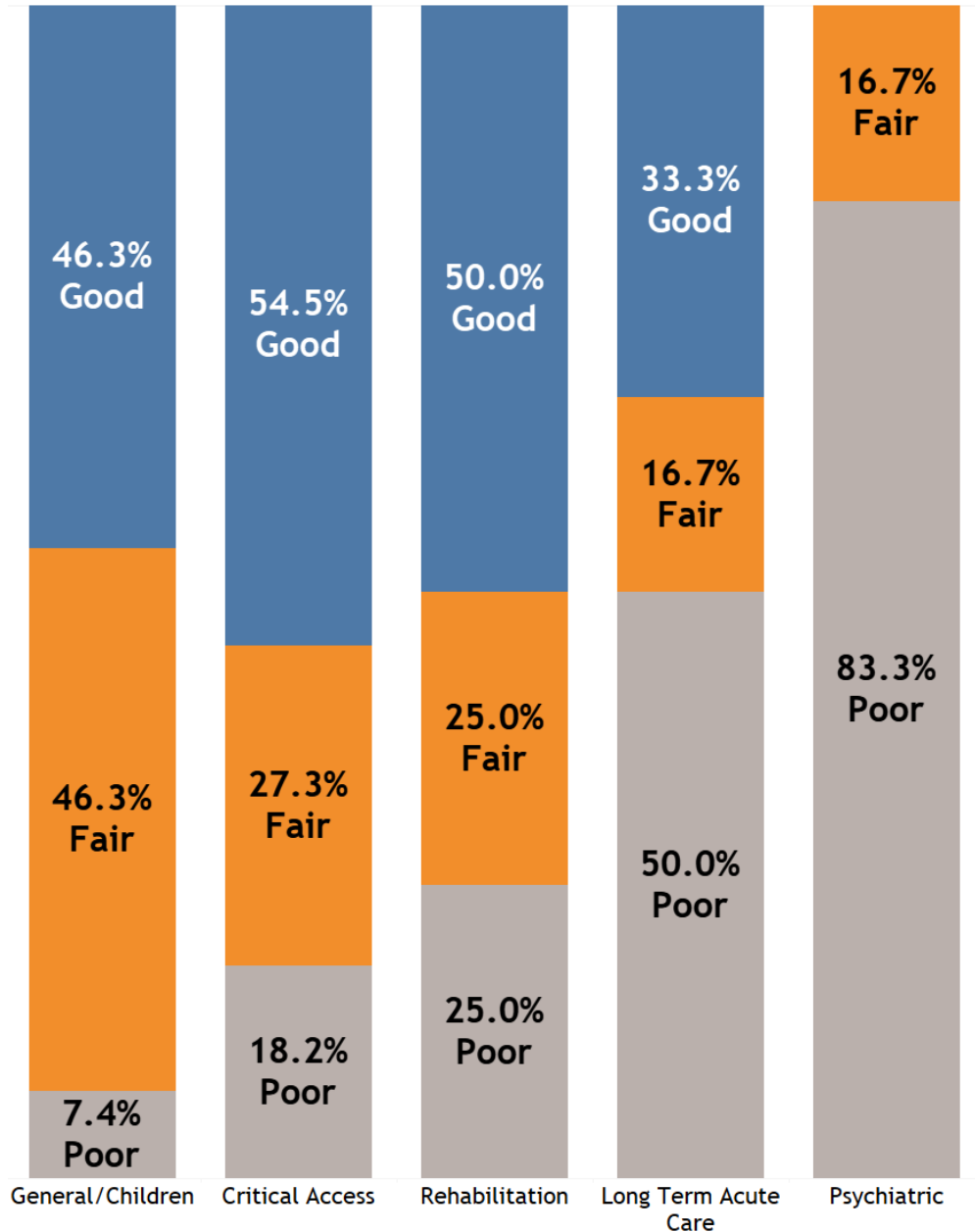


Figure 4 illustrates the overall quality ratings for each hospital type, revealing that nine out of the 16 long-term acute care, rehabilitation, and psychiatric hospitals received an overall rating of Poor. Notably, five of the six psychiatric hospitals were rated poor. In contrast, nearly half, 49.4%, of general, critical access, and children’s hospitals earned an overall rating of Good.

Table 5: Low Overall Quality Ratings from September 2023-February 2025 by Hospital

Marketed Name	Current System	Hospital Type	2025 February	2024 May	2023 September
Delta Health	Independent	General	Poor	Poor	Poor
Haxtun Hospital District	Independent	Critical Access	Poor	Poor	Poor
Johnstown Heights Behavioral Health (now closed)	Independent	Psychiatric	Poor	Poor	Poor
Lincoln Community Hospital	Independent	Critical Access	Poor	Poor	Poor
Northern Colorado Long Term Acute Hospital	Independent	Long Term Acute Care	Poor	Poor	Poor
Northern Colorado Rehabilitation Hospital	Independent	Rehabilitation	Poor	Poor	Poor
Peak View Behavioral Health	Independent	Psychiatric	Poor	Poor	Poor
Sedgwick County Health Center	Independent	Critical Access	Poor	Poor	Fair
West Springs Hospital (now closed)	Independent	Psychiatric	Poor	Poor	Poor

Table 5 shows the nine independent hospitals with consistently poor performance in these reviews. Excluding West Spring Hospital and Johnstown Heights Behavioral Health, which are currently not open, three of the remaining hospitals are long-term acute care, rehabilitation, or psychiatric hospitals. Despite HCPF continuing to offer assistance, these hospitals continue to score poorly.

Conclusion

The overall quality ratings of Colorado's hospitals in February 2025 demonstrate a slight decline compared to the previous May 2024 evaluation. The percentage of hospitals rated Good decreased from 48.5% to 45.6% and there was an increase in the proportion of hospitals rated Poor, rising from 15.8% to 18.4%. Despite these shifts, hospitals performed well in adjusting to the federal hospital price transparency requirements, with more than 92% of hospitals successfully implementing ten of the eleven required downloadable file categories, though the specific hospitals meeting the criteria varied across different categories. However, the CMS machine-readable file requirement was less widely met, with only 75.7% of hospitals fulfilling this criterion. **The use of CMS's V2.0 Online Validator tool can play a key role in ensuring hospitals adhere to the necessary data specifications**, with a significant 92.3% of hospitals passing the validation and achieving a Good downloadable file quality rating. These findings highlight both areas of improvement and success in Colorado's hospital quality and transparency efforts, particularly in relation to the implementation of federal updates.

Appendix A: Methodology

The rating methodology is composed of three elements: the downloadable file review, the shoppable service review, and the SB23-252 Medicare rates review.

A. Downloadable File Review

Only hospitals know if they disclose all requirements in their price transparency postings. For example, it is difficult to determine what a blank cell means and how many specific third-party payers or individual payer plans a hospital should list. For this evaluation, HCPF reviewed all downloadable files in Excel format and converted them if necessary.

1. Scorecard

“Y” meets and “N” does not meet the defined requirements:

- Machine Readable - Must be a required CMS template, in a CSV “tall”, CSV “wide” or JSON format. Does not receive any errors when reviewing the machine-readable file in the current CMS Online Validator tool.
- Posted or Updated Date - The file must have been posted or updated within 365 days from the day of the review. If two dates are present, such as an updated date and a data extract date, the most recent date will be reviewed.
- Code and Code Type- At least one specific code and its corresponding code type must be listed for multiple items or services.
- Description - A description must be listed for all items or services.
- Setting - A valid setting, “inpatient”, “outpatient”, or “both”, must be listed for all items or services.
- Drug Measurement - If an item or service is a drug, it must indicate a valid unit value and the type of measurement that corresponds.

- Gross Charges - A gross charge must be listed for multiple items or services.
- Discounted Cash - List a discounted cash price for multiple items or services.
- De-Identified Minimum & Maximum - Both De-identified minimum and maximum dollar amounts must be present for any item or service that has a payer-specific negotiated rate posted.
- Negotiated Rates - Must have at least one commercial third-party payer listed with negotiated rates for multiple items or services.
- Plans - Every third-party payer must have either an individual plan or a category (such as “all PPO plans”) listed.

2. Quality Rating

- Good - “Y” in all categories.
- Fair - “Y” in Posted or Updated Date, Code and Code Type, Description, Gross Charge, Discounted Cash, De-Identified Minimum & Maximum, Drug Measurement, and Negotiated Rates, but has at least one “N” in any other category.
- Poor - Does not meet Good or Fair requirements.

B. Shoppable Service Review

HCPF was limited in testing hospitals’ estimator tools because of the tools’ designs. Several estimator tools required specific insurance information to generate a noncash price or quote. To check functionality, HCPF searched for several of the CMS-required shoppable service codes for each hospital’s cash price, including those that were listed with a discounted cash price on the hospital’s downloadable file. If a hospital utilized two separate shoppable services display(s) and/or tool(s), HCPF reviewed the one located on the hospital’s price transparency webpage and was labeled as

“Shoppable Services. If a specialized hospital, such as, rehabilitation hospital, psychiatric hospital, or long term acute care hospital provides less than 300 items or services, determined by the total items or services listed in the downloadable file, the downloadable file was reviewed. In addition, if a specialized hospital does not provide outpatient services, determined by only having inpatient listed under the setting category in the downloadable file, the shoppable service quality rating will be marked as “N/A”. If the downloadable file is missing the setting category and the hospital does not state ‘they don’t provide services that can be scheduled in advance’, they will be reviewed as if they provide outpatient services.

1. Scorecard

“Y” meets and “N” does not meet the defined requirement:

- Cash Price - Obtained a self-pay cash price or quote for multiple codes from the 70 CMS-specified shoppable services codes. The cash price must be posted or updated within 365 days for displays or downloadable files and must be current for estimator tools.

2. Quality Rating

- Good - “Y” for Cash Price.
- Poor - “N” for Cash Price.
- N/A - Only provides inpatient items or services.

C. Colorado SB 23-252 Medicare Reimbursement Rates Review

Colorado SB 23 -252 added a requirement for hospitals to post Medicare reimbursement rates by Oct. 1, 2023, and by Feb. 1, 2024, Medicare reimbursement rates needed to be incorporated into the hospitals' federally required machine-readable files per the guidelines in the Medicare Rates Clarification document.¹⁰

¹⁰ Medicare Rates Clarification - November 2023. (2023) <https://hcpf.colorado.gov/sites/hcpf/files/SB23%20-%20252%20Medicare%20Rates%20Clarification%20Updated%2011.1.2023.pdf>

1. Quality Rating

- Good - Medicare reimbursement rates are available for download, posted by item and service, and incorporated in the hospital's required federal price transparency machine-readable file as a payer.
- Fair - Medicare reimbursement rates are available for download, posted by item and service, but are listed in a separate table in the hospital's required federal price transparency machine-readable file or available in a separate downloadable file.
- Poor - Medicare reimbursement rates are unavailable or not posted by item and service.

D. Overall Quality Rating

Determined by quality ratings of the downloadable file, the shoppable service tool or display, and SB 23-252 Medicare reimbursement rates

- Good - Quality rating of Good in all three areas, the downloadable file, the shoppable service display or tool, and SB23-252 Medicare reimbursement rates.
- Fair - Meets one of the following requirements
 - The SB 23-252 Medicare reimbursement rates quality rating is Fair or Good, and the downloadable file and the shoppable service display or tool have at least one quality rating of Fair but do not have a quality rating of Poor.
 - The SB 23-252 Medicare reimbursement rates quality rating is either Poor or Fair, and both the downloadable file and the shoppable service display or tool have quality ratings are Good.
- Poor - At least one quality rating of Poor in one of the three areas, but when the only Poor quality rating is for SB23-252 Medicare

reimbursement rates, the downloadable file and the shoppable service display or tool have at least one quality rating of Fair.



Appendix B: Additional Figures

Figure 5: Overall Quality Rating by Hospital System Classification and Type

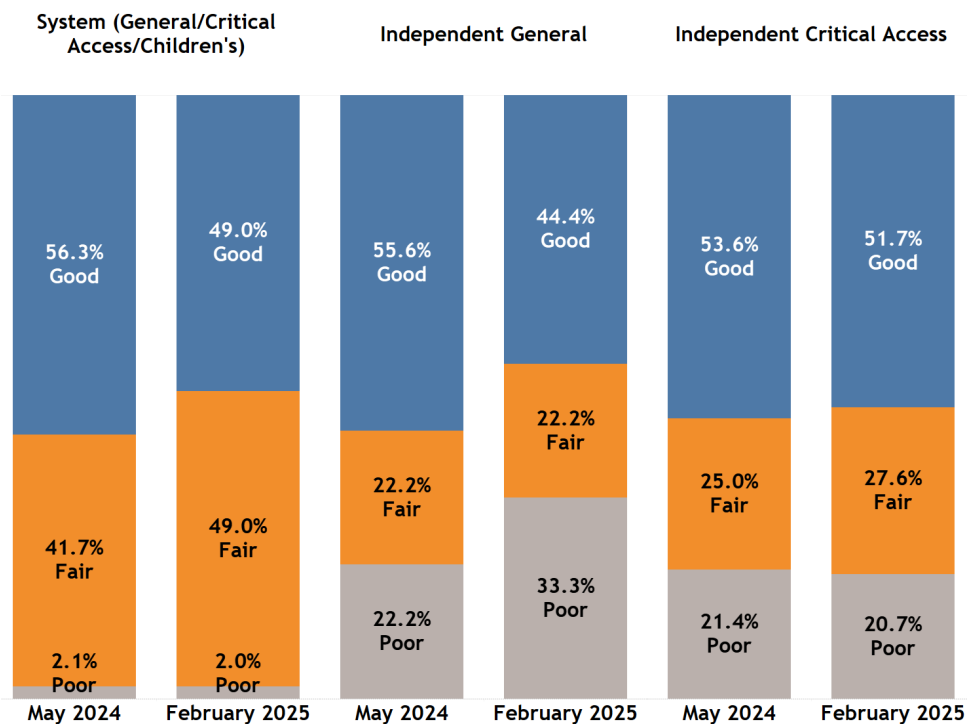
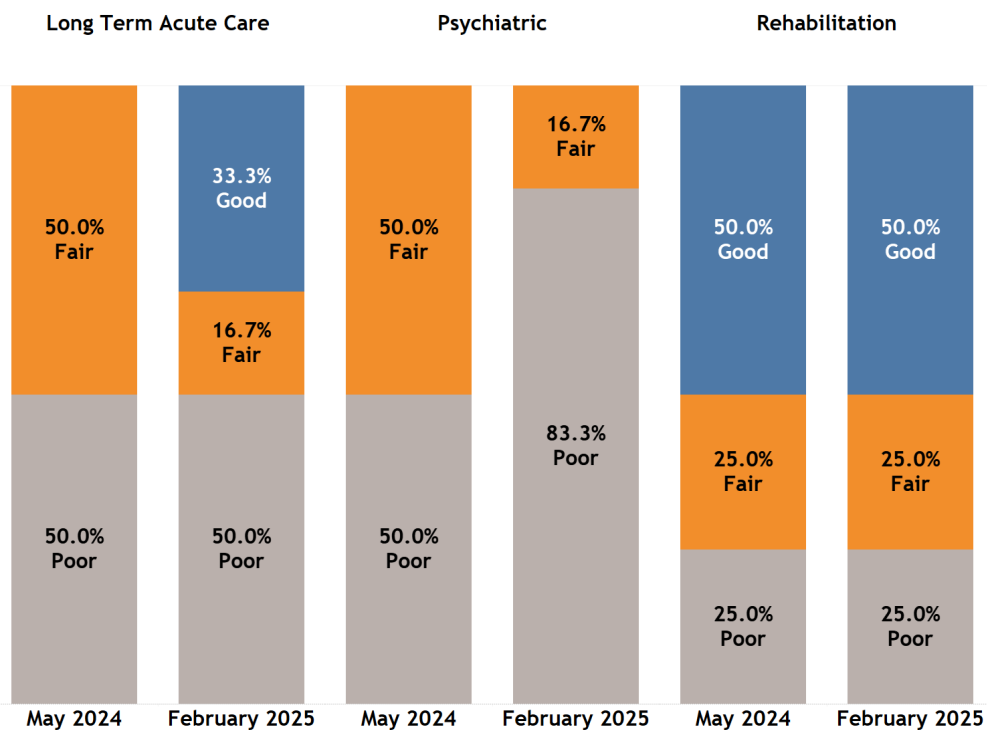


Figure 6: Overall Quality Rating for Long-Term Acute Care, Psychiatric and Rehabilitation Hospitals by Type



Appendix C: Additional Tables

Table 6: Downloadable File Criteria Met by Children's, General, and Critical Access System Classification February 2025

Downloadable File Category	Total	System	Independent General	Independent Critical Access
Machine Readable	78.2%	83.7%	55.6%	75.9%
Posted or Updated Date Within 365	97.7%	100.0%	100.0%	93.1%
Code and Code Type	98.9%	100.0%	100.0%	96.6%
Description	98.9%	100.0%	100.0%	96.6%
Setting	96.6%	100.0%	100.0%	89.7%
Drug Measurement	96.6%	100.0%	100.0%	89.7%
Gross Charges	97.7%	100.0%	100.0%	93.1%
Discounted Cash	97.7%	100.0%	100.0%	93.1%
De-Identified Minimum & Maximum	96.6%	100.0%	100.0%	89.7%
Negotiated Rates	97.7%	100.0%	100.0%	93.1%
Plans	95.4%	100.0%	100.0%	86.2%

Table 7: Downloadable File Criteria Met by Category by Long-Term Care Rehabilitation, and Psychiatric Hospitals February 2025

Downloadable File Category	Total	Long-Term Acute Care	Psychiatric	Rehabilitation
Machine Readable	62.5%	100.0%	16.7%	75.0%
Posted or Updated Date Within 365	81.3%	100.0%	50.0%	100.0%
Code and Code Type	93.8%	100.0%	83.3%	100.0%
Description	100.0%	100.0%	100.0%	100.0%
Setting	93.8%	100.0%	83.3%	100.0%
Drug Measurement	81.3%	100.0%	50.0%	100.0%
Gross Charges	93.8%	100.0%	83.3%	100.0%
Discounted Cash	87.5%	83.3%	100.0%	75.0%
De-Identified Minimum & Maximum	81.3%	66.7%	83.3%	100.0%
Negotiated Rates	87.5%	66.7%	100.0%	100.0%
Plans	75.0%	66.7%	66.7%	100.0%