

# Performance Measurement & Member Engagement (PMME) Subcommittee Meeting

September Meeting  
9.28.2023



# Colorado Department of Health Care Policy & Financing (HCPF) Mission

Improve health care equity, access and outcomes for the people we serve while saving Coloradans money on health care and driving value for Colorado.



# PMME Conversation Guidelines

## Reminder:

Non-voting members, please  
use the chat only.

- Assume best intent.
- Be tough on issues, soft on people.
- Step forward/step backward so everyone participates.
- Avoid acronyms.
- Acknowledge what hat you're wearing.
- The answer to "but" is "yes"
- Be thoughtful and respectful.
- Mute yourself when you're not speaking and please use the chat feature when appropriate.

# Agenda

3:00-3:10: Welcome, Introductions, and Housekeeping

3:10-3:20: HCPF Quality Measures Alignment Vision

3:20-3:30: Review of Regional Accountable Entity (RAE) Phase II Incentive Structure: KPI, PP & BHIP

3:30-4:25: Behavioral Health Incentive Program (BHIP) Overview, Data Review, and Discussion

4:25-4:30: Public Comment, Next Steps and Wrap Up





# August Meeting Minutes

# PIAC Update

HCPF Executive Director, Kim Bimestefer provided an update for FY23-24. Highlights included.

- Increasing Access to care-
  - Growing networks
  - Provider reimbursement increases
  - Extended post-partum coverage
  - Investing in Rural Access-modernizing hospitals & funding virtual care
  - Investing in care for people with disabilities
- Applying a health equity lens in closing disparities, cultural responsiveness & member engagement



# PIAC Update (cont.)

- Public Health Emergency Unwind
  - HCPF Update
  - RAEs & MCOs gave brief updates
- Potential attribution changes for ACC Phase III-
  - Members needing to be established with a primary care provider will be assigned to a RAE and will collaborate with that RAE in where that member will receive care.
- Next PIAC Meeting is October 18<sup>th</sup>, 2023



# HCPF's Metric Alignment Vision

**Nicole Nyberg**

**HCPF Quality Performance Unit Supervisor**





# HCPF's Metric Alignment Vision

- HCPF's Goal is to align measures across Department Program, built from:
  - CMS Core Measure Sets (Adult and Child)
  - Universal Foundation Measure Set
  - Multi-Payer Collaborative with CO Division of Insurance
  - Making Care Primary
- HCPF Will be making changes, as appropriate through the upcoming years to align with these programs, in our Health Equity Plan, ACC, APMs, etc.



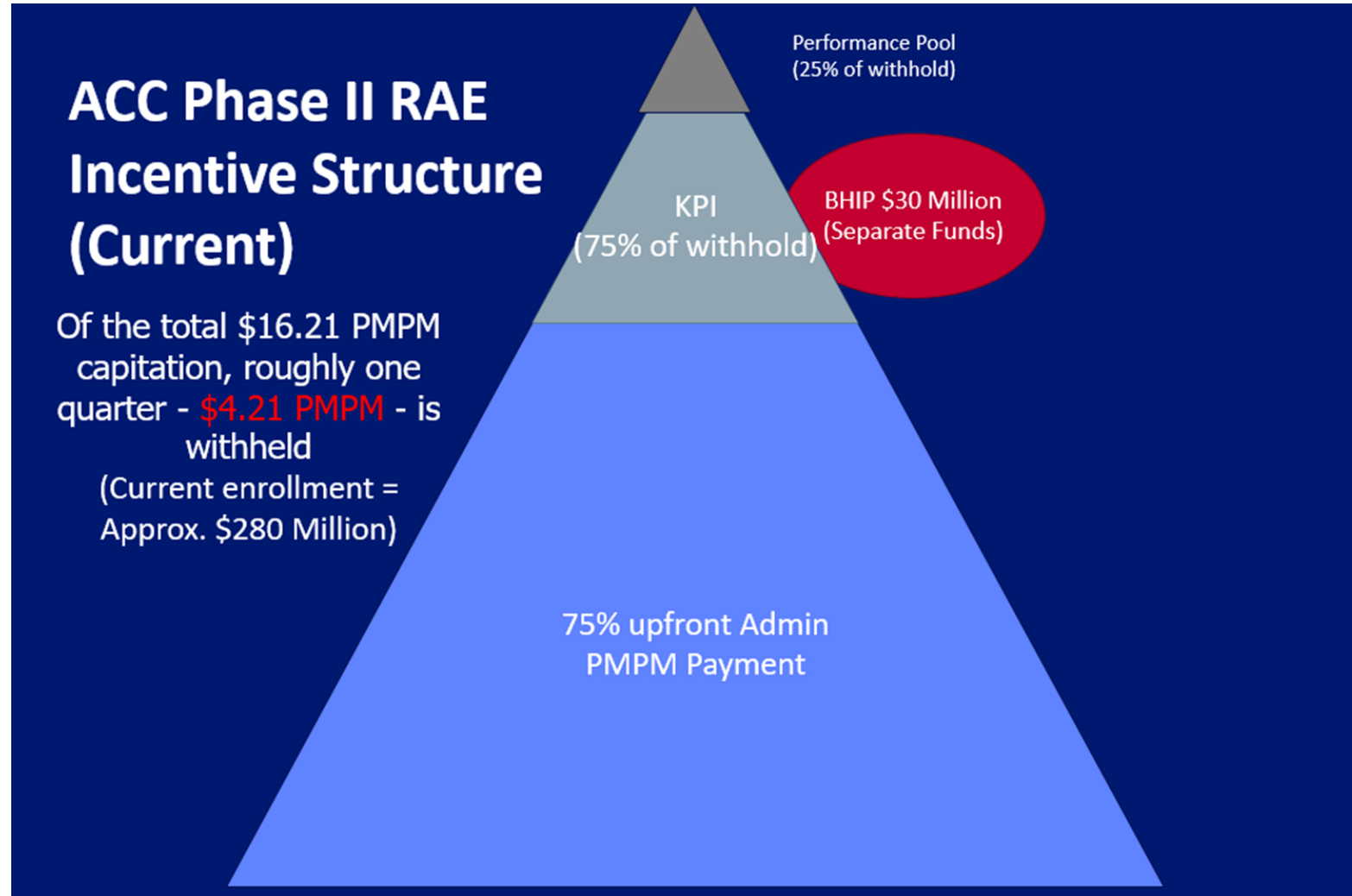
# Review of RAE Incentive Structure (KPI, Performance Pool & BHIP)

Nicole Nyberg

HCPF Quality Performance Unit Supervisor



# ACC Phase III RAE Incentive Structure



# KPI & Performance Pool Measures

KPI	Performance Pool
Depression Screening and Follow up Plan	Extended Care Coordination
Oral Evaluation, Dental Services	Premature Birth Rate
Child and Adolescent Well Visits	Behavioral Health Engagement for Members Releasing from State Prisons
Prenatal and Postpartum Care	Asthma Medication Ratio
Emergency Department (ED) Visits	Antidepressant Medication Management
Risk Adjusted PMPM	Contraceptive Care for Postpartum Women

# BHIP Measures

- In SFY 23-24, three measures changed to align with the CMS Core Measure Set

## BHIP

Initiation and Engagement of Substance Use Disorder Treatment (Engagement)

Follow-up After Hospitalization for Mental Illness (7 days)

Follow-up After Emergency Department Visit for Substance Use (7 days)

Follow-Up after a Positive Depression Screen

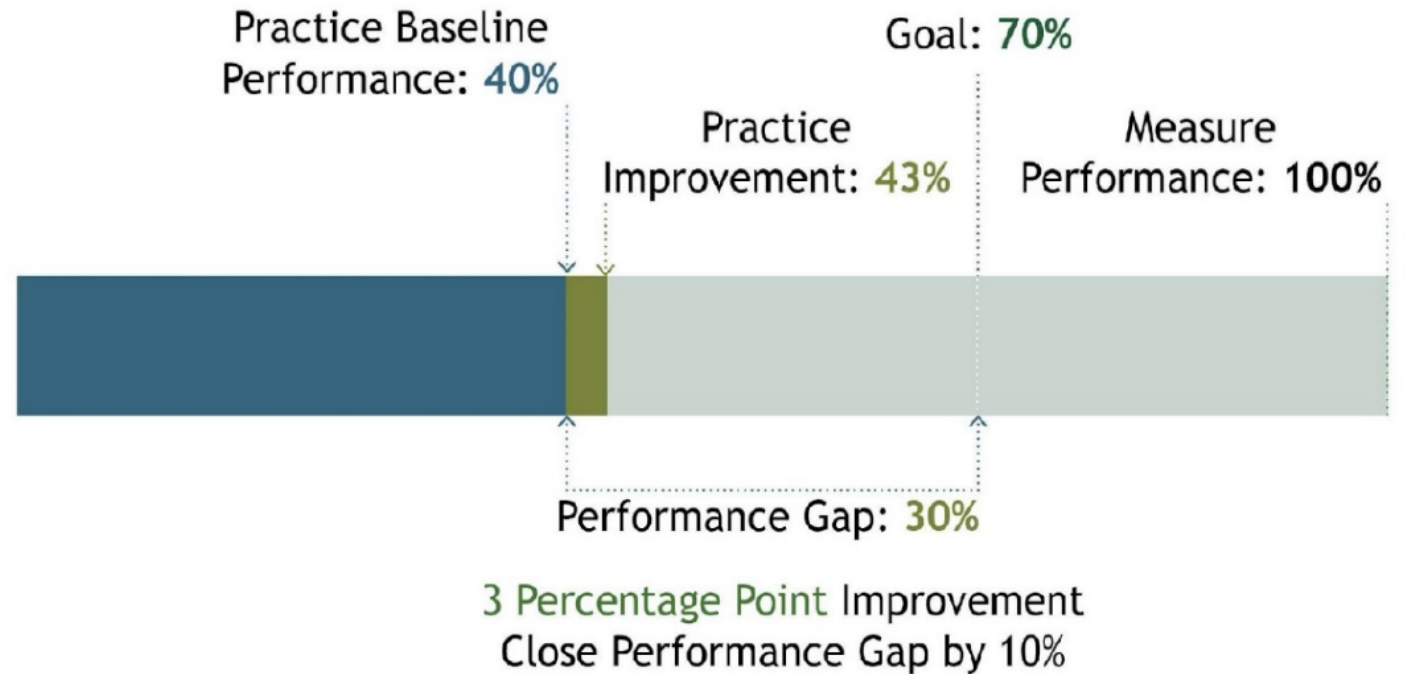
Behavioral Health Screening or Assessment for Children in the Foster Care System



# How RAEs earn incentives in BHIP

The targets for indicators are based on a 10% gap closure methodology from baseline to Department goal.

Each RAE will be responsible for closing their performance gap (between SFY 21-22 performance and the identified HCPF Goal) by 10% during the performance year (SFY 23-24).



# Calculation of Department Goals

Measures in the BHIP Program that are using national standards have Department Stretch Goals typically based on the NCQA 90<sup>th</sup> percentile for all Medicaid Lines of Business, when available.

When unavailable, the Department will use the Top Performer to develop a Department Goal.

**(Top Performer) + (10% of Top Performer) = Department Goal**



# BHIP Data Review

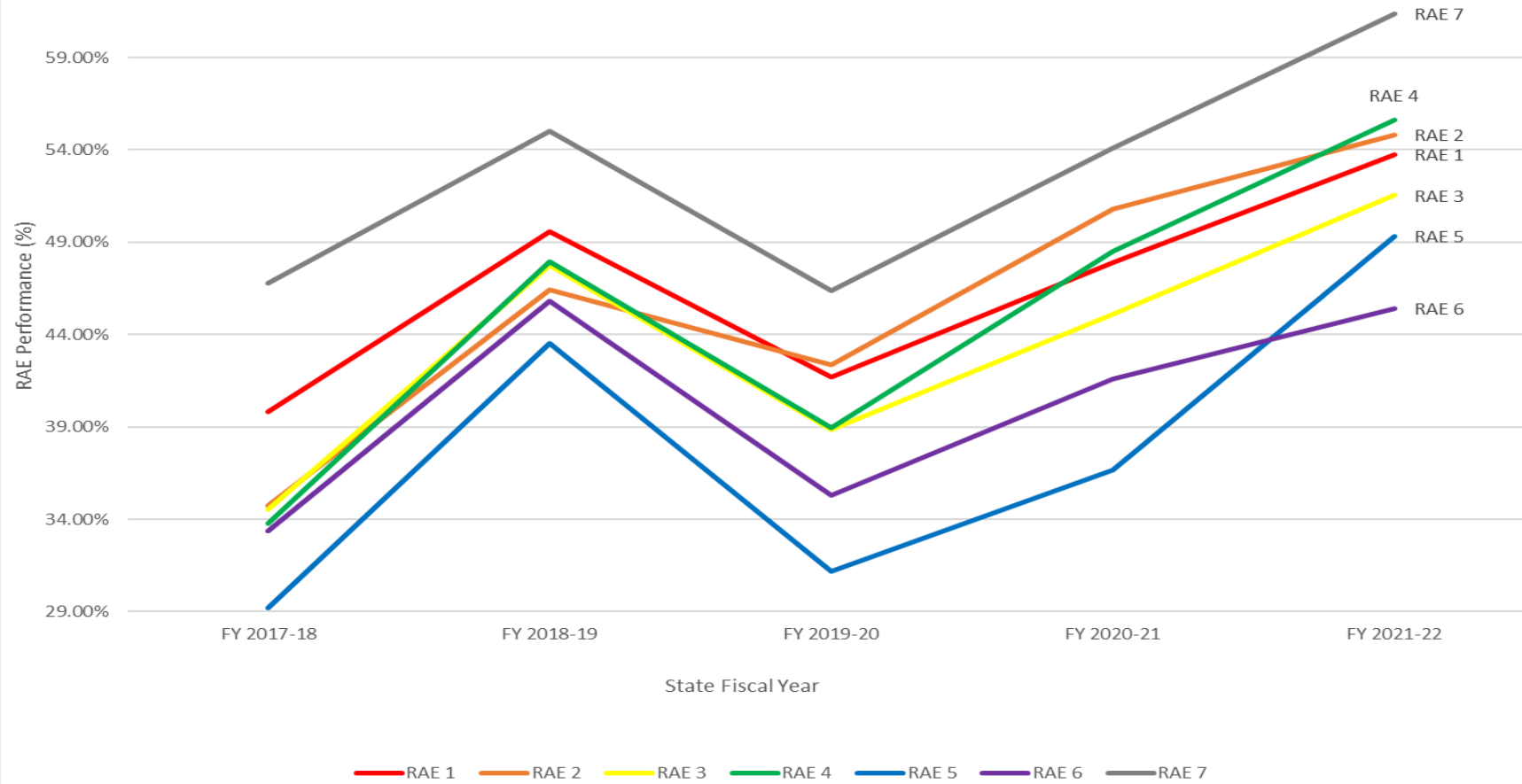
- **Questions to discuss:**

- What stands out to you as positive in the measures data? Negatives?
- What barriers do members have to receiving this care (including those related to SDoH)? How can the RAEs and/or HCPF support members?





## Engagement in Outpatient Substance Use Disorder (SUD) Treatment

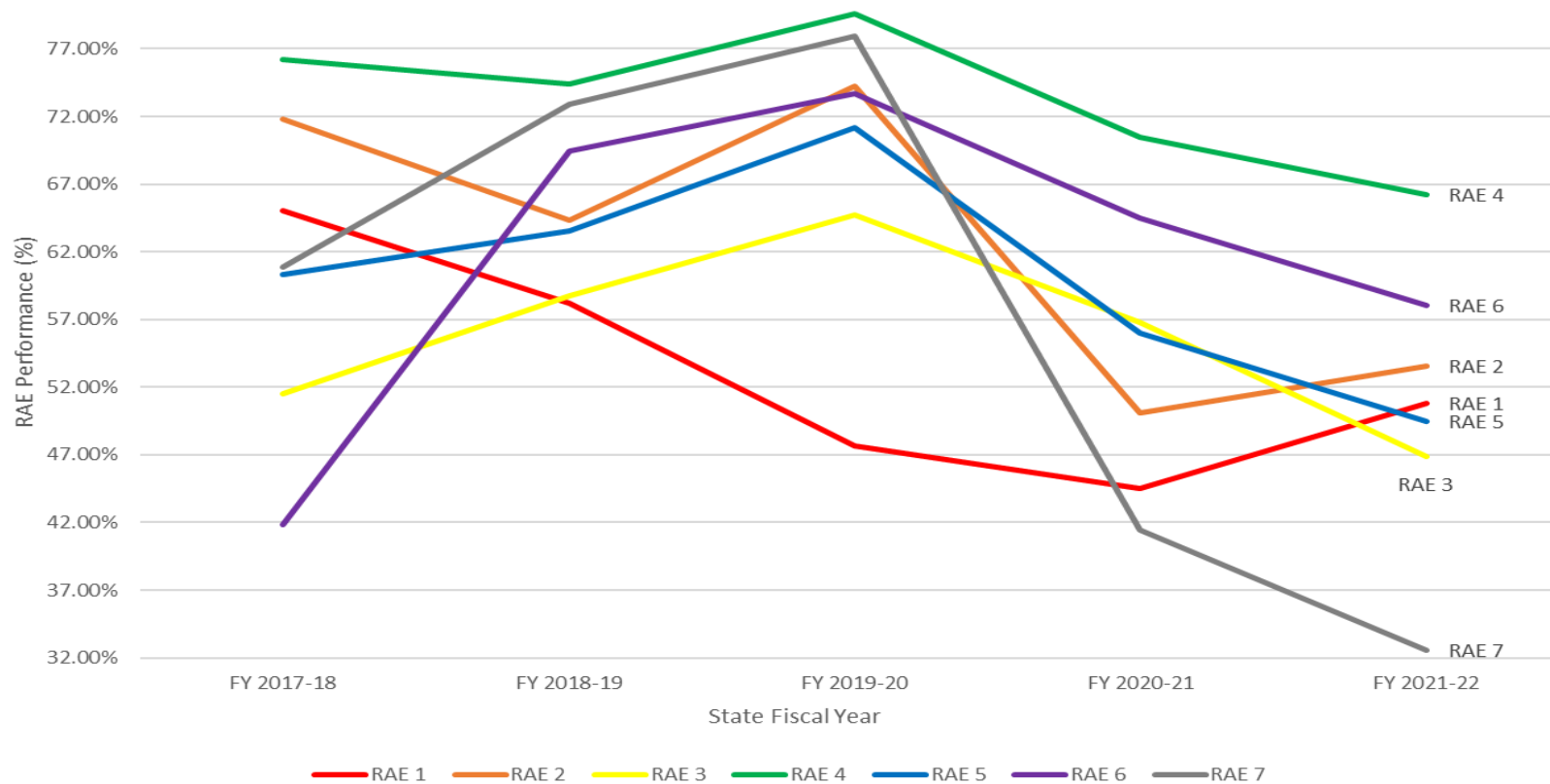


	FY 2017-18	FY 2018-19	FY 2019-20	FY 2020-21	FY 2021-22
<b>RAE 1</b>	39.84%	49.58%	41.72%	47.90%	53.72%
<b>RAE 2</b>	34.72%	46.40%	42.34%	50.80%	54.79%
<b>RAE 3</b>	34.53%	47.75%	38.84%	45.09%	51.53%
<b>RAE 4</b>	33.75%	47.93%	38.98%	48.51%	55.64%
<b>RAE 5</b>	29.18%	43.54%	31.19%	36.65%	49.33%
<b>RAE 6</b>	33.36%	45.82%	35.29%	41.61%	45.40%
<b>RAE 7</b>	46.77%	55.01%	46.37%	54.10%	61.34%

Goal Met  
Goal Not Met



### Follow-up within 7 days of an Inpatient Hospital Discharge for a Mental Health Condition

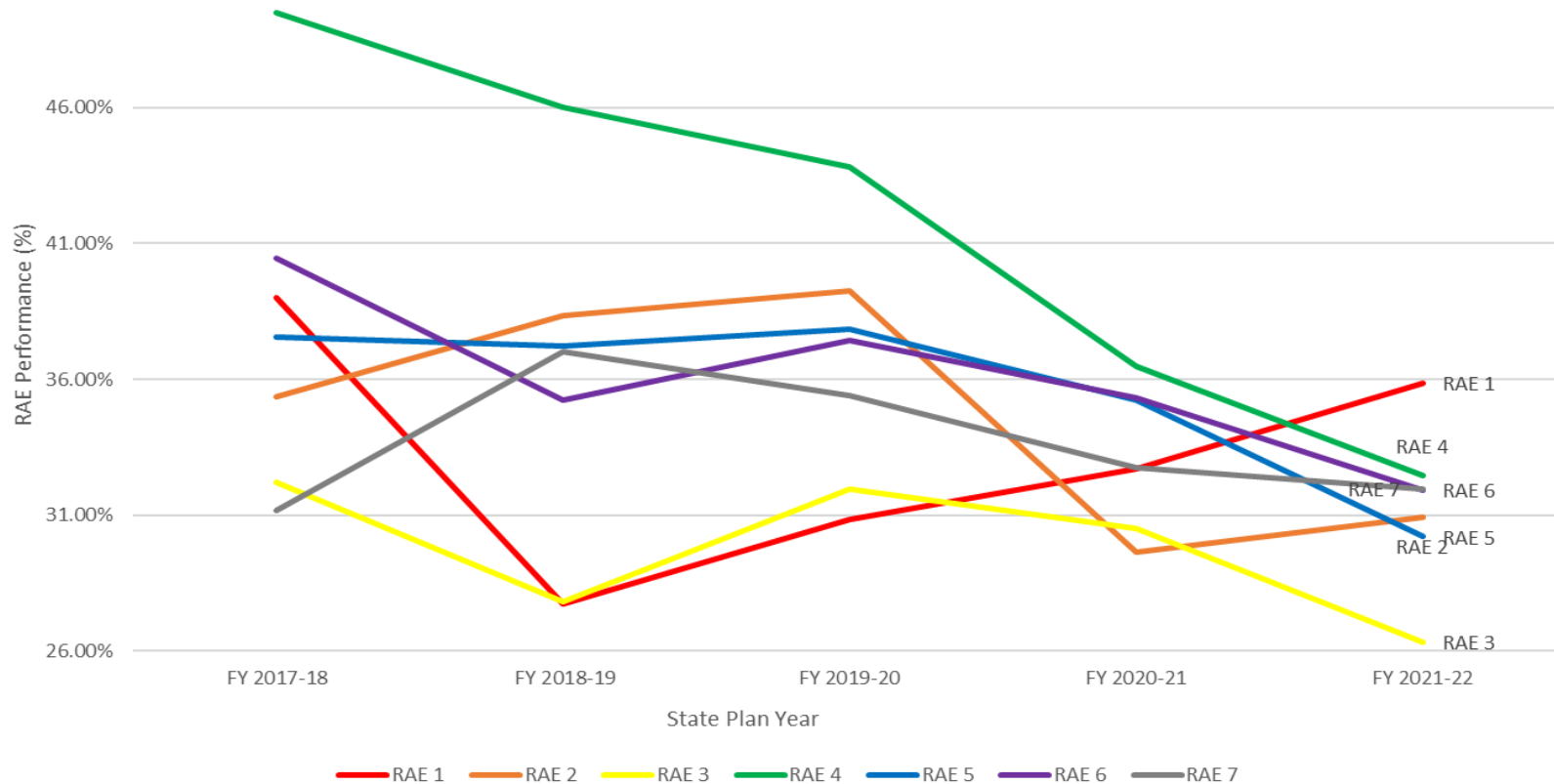


	FY 2017-18	FY 2018-19	FY 2019-20	FY 2020-21	FY 2021-22
<b>RAE 1</b>	65.02%	<b>58.18%</b>	<b>47.66%</b>	<b>44.48%</b>	<b>50.79%</b>
<b>RAE 2</b>	71.82%	<b>64.31%</b>	<b>74.23%</b>	<b>50.07%</b>	<b>53.59%</b>
<b>RAE 3</b>	51.53%	<b>58.76%</b>	<b>64.71%</b>	<b>56.76%</b>	<b>46.84%</b>
<b>RAE 4</b>	76.17%	<b>74.36%</b>	<b>79.61%</b>	<b>70.43%</b>	<b>66.21%</b>
<b>RAE 5</b>	60.32%	<b>63.56%</b>	<b>71.20%</b>	<b>56.03%</b>	<b>49.46%</b>
<b>RAE 6</b>	41.82%	<b>69.45%</b>	<b>73.69%</b>	<b>64.51%</b>	<b>58.07%</b>
<b>RAE 7</b>	60.86%	<b>72.90%</b>	<b>77.93%</b>	<b>41.42%</b>	<b>32.59%</b>

<b>Goal Met</b>
<b>Goal Not Met</b>



### Follow-up within 7 days of an Emergency Department (ED) Visit for Substance Use Disorder

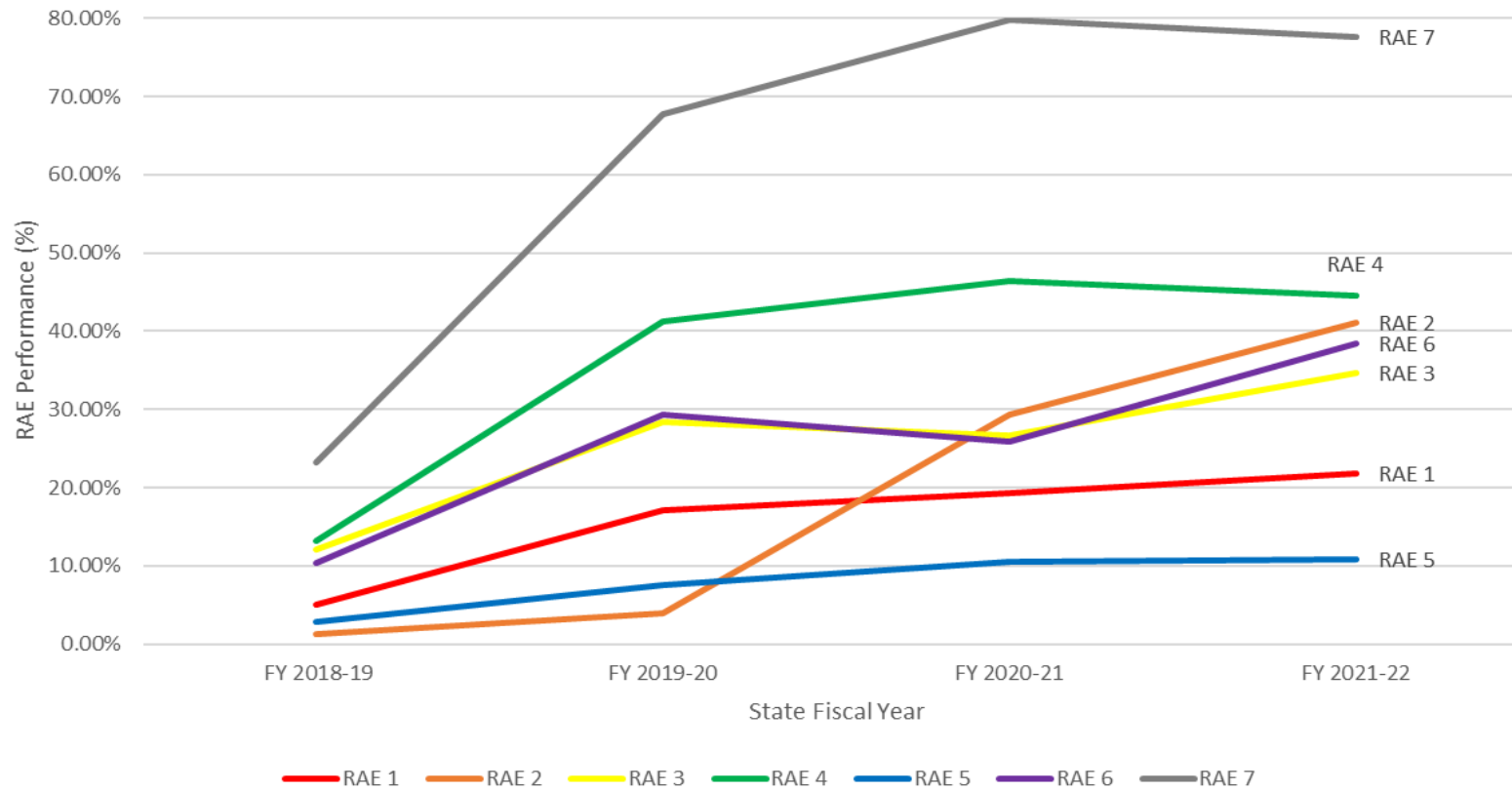


	FY 2017-18	FY 2018-19	FY 2019-20	FY 2020-21	FY 2021-22
<b>RAE 1</b>	39.00%	<b>27.75%</b>	<b>30.85%</b>	<b>32.69%</b>	<b>35.87%</b>
<b>RAE 2</b>	35.34%	<b>38.33%</b>	<b>39.25%</b>	<b>29.64%</b>	<b>30.94%</b>
<b>RAE 3</b>	32.22%	<b>27.83%</b>	<b>31.97%</b>	<b>30.50%</b>	<b>26.33%</b>
<b>RAE 4</b>	49.49%	<b>46.03%</b>	<b>43.83%</b>	<b>36.49%</b>	<b>32.45%</b>
<b>RAE 5</b>	37.56%	<b>37.22%</b>	<b>37.85%</b>	<b>35.25%</b>	<b>30.20%</b>
<b>RAE 6</b>	40.46%	<b>35.25%</b>	<b>37.42%</b>	<b>35.30%</b>	<b>31.92%</b>
<b>RAE 7</b>	31.17%	<b>37.01%</b>	<b>35.41%</b>	<b>32.75%</b>	<b>31.96%</b>

**Goal Met**  
**Goal Not Met**



### Members with a Well Visit & Depression Screening within Measurement Year (Gate Measure)

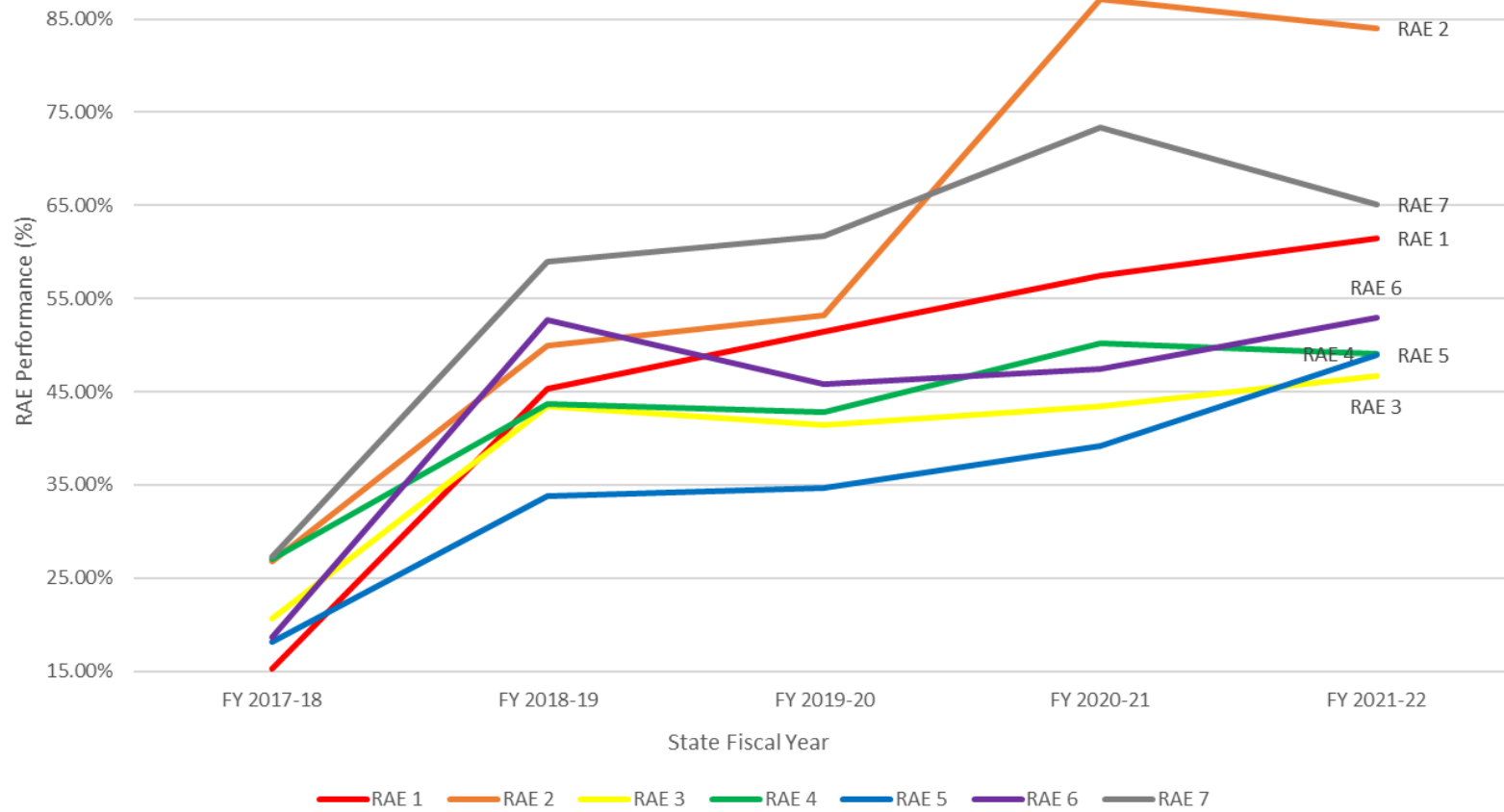


	FY 2018-19	FY 2019-20	FY 2020-21	FY 2021-22
RAE 1	4.99%	17.11%	19.31%	21.76%
RAE 2	1.18%	3.88%	29.34%	41.06%
RAE 3	12.05%	28.45%	26.70%	34.65%
RAE 4	13.21%	41.17%	46.47%	44.51%
RAE 5	2.89%	7.46%	10.50%	10.85%
RAE 6	10.37%	29.30%	25.81%	38.45%
RAE 7	23.15%	67.71%	79.78%	77.66%

Goal Met  
Goal Not Met



### Follow-Up after a Positive Depression Screening

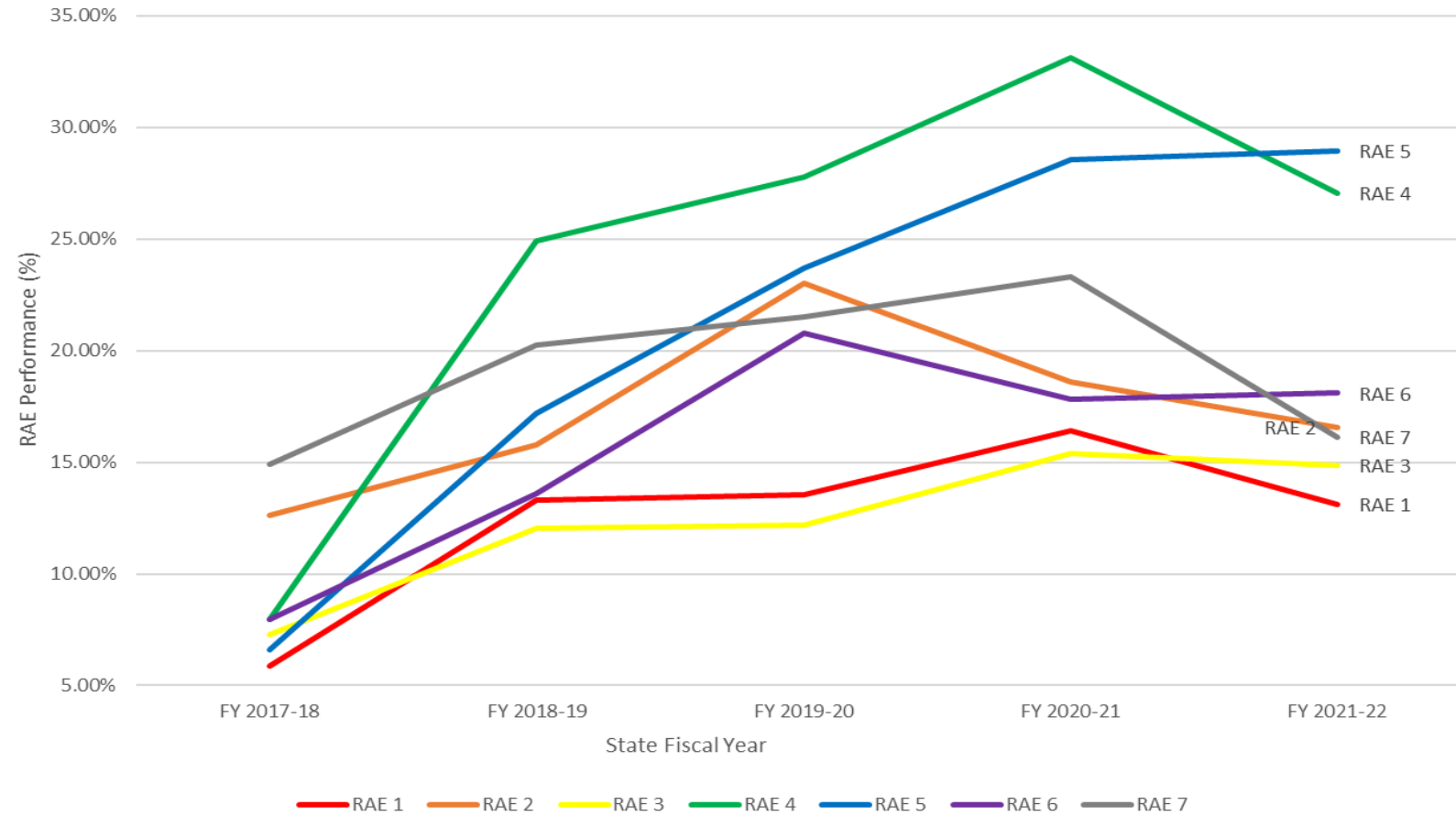


	FY 2017-18	FY 2018-19	FY 2019-20	FY 2020-21	FY 2021-22
<b>RAE 1</b>	15.32%	45.32%	51.47%	57.49%	61.43%
<b>RAE 2</b>	26.83%	50.00%	53.25%	87.09%	83.99%
<b>RAE 3</b>	20.70%	43.48%	41.50%	43.47%	46.69%
<b>RAE 4</b>	27.10%	43.64%	42.87%	50.19%	49.03%
<b>RAE 5</b>	18.12%	33.82%	34.64%	39.21%	48.98%
<b>RAE 6</b>	18.61%	52.70%	45.87%	47.48%	52.98%
<b>RAE 7</b>	27.26%	58.99%	61.75%	73.39%	65.09%

Goal Met  
Goal Not Met



### Behavioral Health Screening or Assessment for Children in the Foster Care System



	<b>FY 2017-18</b>	<b>FY 2018-19</b>	<b>FY 2019-20</b>	<b>FY 2020-21</b>	<b>FY 2021-22</b>
<b>RAE 1</b>	5.85%	13.29%	13.57%	16.39%	13.12%
<b>RAE 2</b>	12.63%	15.76%	23.00%	18.60%	16.56%
<b>RAE 3</b>	7.29%	12.05%	12.17%	15.41%	14.88%
<b>RAE 4</b>	7.94%	24.93%	27.78%	33.11%	27.05%
<b>RAE 5</b>	6.58%	17.20%	23.70%	28.57%	28.93%
<b>RAE 6</b>	7.94%	13.59%	20.79%	17.82%	18.09%
<b>RAE 7</b>	14.93%	20.26%	21.51%	23.29%	16.12%

Note: This data does not include DH in SFY20-21

Goal Met  
Goal Not Met



# RAE Presentations





# Discussion



# Next Steps and Wrap Up

## Next Steps:

- Continue ACC Phase III discussions
- CAHPS survey results

## Upcoming PMME Meeting:

- October 26, 2023