



Network Adequacy

Sandi Wetenkamp

Health Care Network Accountability Specialist, HCPF

Performance Measurement and Member Engagement Committee

September 26, 2024



COLORADO
Department of Health Care
Policy & Financing



Our Mission:

Improving health care equity, access and outcomes for the people we serve while saving Coloradans money on health care and driving value for Colorado.



What is Network Adequacy?

Network adequacy refers to a health plan's ability to deliver health care services by providing reasonable access to enough in-network providers for all health care services included under the terms of the contract.

CMS requires States to establish quantitative network adequacy standards to ensure members have reasonable access to services and providers.



COLORADO

Department of Health Care
Policy & Financing

CMS
Regulations, protocols
and requirements



MCE Contracts:
HCPF continuous
Network monitoring





Health First Colorado MCE Network measures

- 1) Time and distance
- 2) Provider to Member ratios



COLORADO

Department of Health Care
Policy & Financing

Geographic Analysis

Primary Care - Time and Distance (Urban Counties)



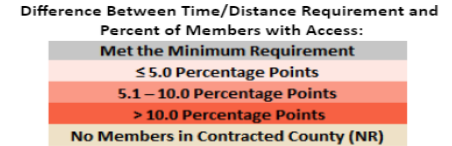
Time and Distance Standards Assessment

Covering the MCE's report for the network from 04/01/2024 - 06/30/2024, FY2024 Q4.
 Reflecting MCE's member and network data as of June 30, 2024.

MCE Type	MCE Name	Urbanicity	County	Network Type	Network Category	Compliance Result
RAE	(All)	Urban	(All)	Physical Health	(All)	Not Met

Based on the selected filters, 51 standards are being assessed. Of these:

- 0 network categories met the minimum time/distance requirements.
- 51 network categories did not meet the minimum time/distance requirements.
- 0 network categories did not have any members identified.



MCE Type	MCE	Urbanicity	County	Network Category	Minimum Time/Distance Requirement	Percent of Members Within Minimum Time/Distance Requirements	Percent of Members Not In Minimum Time/Distance Requirements	Number of Members Not In Minimum Time/Distance Requirements	Number of Members in the Network Category	Number of Providers in the Network Category*
			Elbert	Primary Care Practitioner (PA)	100% w/ 2 in 30 miles or 30 mins	91.4%	8.6%	193	2,244	0
		Urban	Adams	Pediatric Primary Care Practitioner (MD, DO, NP, CNS)	100% w/ 2 in 30 miles or 30 mins	>99.9%	<0.1%	2	44,608	961
			Elbert	Pediatric Primary Care Practitioner (MD, DO, NP, CNS)	100% w/ 2 in 30 miles or 30 mins	92.9%	7.1%	74	1,040	2
		Urban	Adams	Pediatric Primary Care Practitioner (PA)	100% w/ 2 in 30 miles or 30 mins	>99.9%	<0.1%	2	44,608	1179
			Elbert	Pediatric Primary Care Practitioner (PA)	100% w/ 2 in 30 miles or 30 mins	91.1%	8.9%	93	1,040	0



Geographic Analysis

Primary Care - Time and Distance (Rural Counties)



Time and Distance Standards Assessment

Covering the MCE's report for the network from 04/01/2024 - 06/30/2024, FY2024 Q4.
 Reflecting MCE's member and network data as of June 30, 2024.

MCE Type	MCE Name	Urbanicity	County	Network Type	Network Category	Compliance Result
RAE	(All)	Rural	(All)	Physical Health	(All)	Not Met

Based on the selected filters, 12 standards are being assessed. Of these:

- 0 network categories met the minimum time/distance requirements.
- 12 network categories did not meet the minimum time/distance requirements.
- 0 network categories did not have any members identified.

Difference Between Time/Distance Requirement and Percent of Members with Access:

Met the Minimum Requirement
≤ 5.0 Percentage Points
5.1 – 10.0 Percentage Points
> 10.0 Percentage Points
No Members in Contracted County (NR)

MCE Type	MCE	Urbanicity	County	Network Category	Minimum Time/Distance Requirement	Percent of Members Within Minimum Time/Distance Requirements	Percent of Members Not In Minimum Time/Distance Requirements	Number of Members Not In Minimum Time/Distance Requirements	Number of Members in the Network Category	Number of Providers in the Network Category*
RAE	CCHA Region 7	Rural	Park	Adult Primary Care Practitioner (MD, DO, NP, CNS)	100% w/ 2 in 45 miles or 45 mins	56.1%	43.9%	322	734	0
		Rural	Park	Family Practitioner (MD, DO, NP, CNS)	100% w/ 2 in 45 miles or 45 mins	55.6%	44.4%	445	1,002	0
		Rural	Park	Pediatric Primary Care Practitioner (MD, DO, NP, CNS)	100% w/ 2 in 45 miles or 45 mins	54.1%	45.9%	123	268	0
HCI	Prowers	Rural	Prowers	Adult Primary Care Practitioner (PA)	100% w/ 2 in 45 miles or 45 mins	99.8%	0.2%	4	2,086	6
		Rural	Prowers	Family	100% w/ 2 in 45	99.8%	0.2%	6	2,794	6

Geographic Analysis

Primary Care - Time and Distance (Frontier Counties)



Time and Distance Standards Assessment

Covering the MCE's report for the network from 04/01/2024 - 06/30/2024, FY2024 Q4.
Reflecting MCE's member and network data as of June 30, 2024.

MCE Type	MCE Name	Urbanicity	County	Network Type	Network Category	Compliance Result
RAE	(All)	Frontier	(All)	Physical Health	(All)	Not Met

Based on the selected filters, 12 standards are being assessed. Of these:

- 0 network categories met the minimum time/distance requirements.
- 12 network categories did not meet the minimum time/distance requirements.
- 0 network categories did not have any members identified.

Difference Between Time/Distance Requirement and Percent of Members with Access:

Met the Minimum Requirement
≤ 5.0 Percentage Points
5.1 – 10.0 Percentage Points
> 10.0 Percentage Points
No Members in Contracted County (NR)

MCE Type	MCE	Urbanicity	County	Network Category	Minimum Time/Distance Requirement	Percent of Members Within Minimum Time/Distance Requirements	Percent of Members Not In Minimum Time/Distance Requirements	Number of Members Not In Minimum Time/Distance Requirements	Number of Members in the Network Category	Number of Providers in the Network Category*
			Sedgwick	Practitioner (PA)	miles or 60 mins	32.1%	67.9%	245	361	1
		Frontier	Cheyenne	Family Practitioner (PA)	100% w/ 2 in 60 miles or 60 mins	41.1%	58.9%	231	392	0
			Sedgwick	Family Practitioner (PA)	100% w/ 2 in 60 miles or 60 mins	32.6%	67.4%	381	565	1
		Frontier	Cheyenne	Pediatric Primary Care Practitioner (PA)	100% w/ 2 in 60 miles or 60 mins	37.0%	63.0%	116	184	0
			Sedgwick	Pediatric Primary Care Practitioner (PA)	100% w/ 2 in 60 miles or 60 mins	33.3%	66.7%	136	204	1



Geographic Analysis

Primary Care - Time and Distance (Frontier Counties)



Time and Distance Standards Assessment

Covering the MCE's report for the network from 04/01/2024 - 06/30/2024, FY2024 Q4.
Reflecting MCE's member and network data as of June 30, 2024.

MCE Type	MCE Name	Urbanicity	County	Network Type	Network Category	Compliance Result
RAE	(All)	Frontier	(Multiple values)	Physical Health	(All)	(All)

Based on the selected filters, 12 standards are being assessed. Of these:

- 6 network categories met the minimum time/distance requirements.
- 6 network categories did not meet the minimum time/distance requirements.
- 0 network categories did not have any members identified.

Difference Between Time/Distance Requirement and Percent of Members with Access:

Met the Minimum Requirement
≤ 5.0 Percentage Points
5.1 – 10.0 Percentage Points
> 10.0 Percentage Points
No Members in Contracted County (NR)

MCE Type	MCE	Urbanicity	County	Network Category	Minimum Time/Distance Requirement	Percent of Members Within Minimum Time/Distance Requirements	Percent of Members Not In Minimum Time/Distance Requirements	Number of Members Not In Minimum Time/Distance Requirements	Number of Members in the Network Category	Number of Providers in the Network Category*
			Sedgwick	Care Practitioner (MD, DO, NP, CNS)	100% w/ 2 in 60 miles or 60 mins	100.0%	0.0%	0	361	3
		Frontier	Cheyenne	Adult Primary Care Practitioner (PA)	100% w/ 2 in 60 miles or 60 mins	44.7%	55.3%	115	208	0
			Sedgwick	Adult Primary Care Practitioner (PA)	100% w/ 2 in 60 miles or 60 mins	32.1%	67.9%	245	361	1
		Frontier	Cheyenne	Family Practitioner (MD, DO, NP, CNS)	100% w/ 2 in 60 miles or 60 mins	100.0%	0.0%	0	392	10
			Sedgwick	Family Practitioner (MD, DO, NP, CNS)	100% w/ 2 in 60 miles or 60 mins	100.0%	0.0%	0	565	3



Click to Select



PRACTITIONERS



FACILITIES

Click to select region
Click again to view Statewide

RAE 1

RAE 2

RAE 3


RAE 4

RAE 5

RAE 6

RAE 7

☑ Practitioners by Region



IPN Provider values selected: All

Total Practitioners

6,544

5.5%▲
change

6,203
vs previous quarter

Net Contract Gain

83

191
newly contracted

108
closed or left the network

Practitioners Accepting New Members

6,055

92.5%
of total practitioners

Practitioners Offering After Hours Appointments

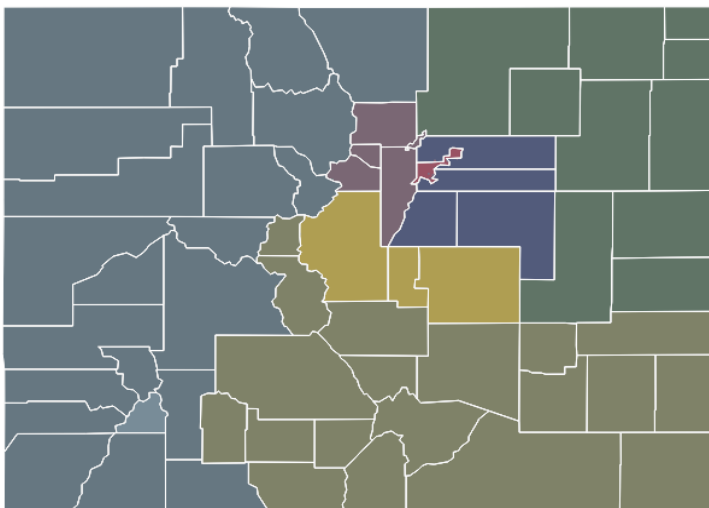
1,022

15.6%
of total practitioners

Statewide there are 943,415 members for reporting period 2024 Q4

Hover over county to view snapshot
Click county to view detail

Click to view
counts by county



Counts by County

Click column header to sort

Select to view by provider type

(All)

County	Members	Practitioners	New Contracts	Ending Contracts	Net Contracts
Broomfield	6,783	69	-	-	0
Chaffee	3,262	35	-	-	0
Cheyenne	505	12	-	-	0
Clear Creek	1,024	3	1	1	0
Conejos	2,675	11	-	-	0
Costilla	1,564	4	-	-	0
Crowley	1,160	2	-	-	0
Custer	899	6	-	-	0
Delta	3,399	61	-	-	0
Denver	100,105	2,273	42	55	-13▼
Dolores	492	9	-	-	0
Douglas	27,076	858	8	45	-37▼
Eagle	4,882	75	1	-	1▲
--					



Thank you...



COLORADO

Department of Health Care
Policy & Financing