



Outlier Analysis Appendix

Medicaid Provider Rate Review Quarterly Public Meeting

July 12, 2024

This document provides outlier visuals for the July 12, 2024 MPRRAC meeting. Please refer to both this appendix and PowerPoint presentation throughout the meeting.

PLEASE NOTE: The PowerPoint presentation and appendix for this meeting are in draft form and may be updated with new information up until the day of the meeting. Therefore, materials did not have the time to undergo accessibility review before the meeting. New versions of materials that have gone through a full ADA review will be posted on our website as soon as possible after the meeting.

Emergency Medical Transportation (EMT)2
 Outliers2
Qualified Residential Treatment Programs (QRTP).....3
 Outliers3
Physician Services - Sleep Studies3
 Outliers3
Physician Services - EEG Ambulatory Monitoring Codes4
 Outliers4
Home Health Services5
 Outliers5
Home & Community Based Services - ADL Assistance and Delivery Models6
 Outliers6
Home & Community Based Services - Behavioral Services.....7
 Outliers7
Home & Community Based Services - Community Access and Integration8
 Outliers8
Home & Community Based Services - Day Program 11
 Outliers 11



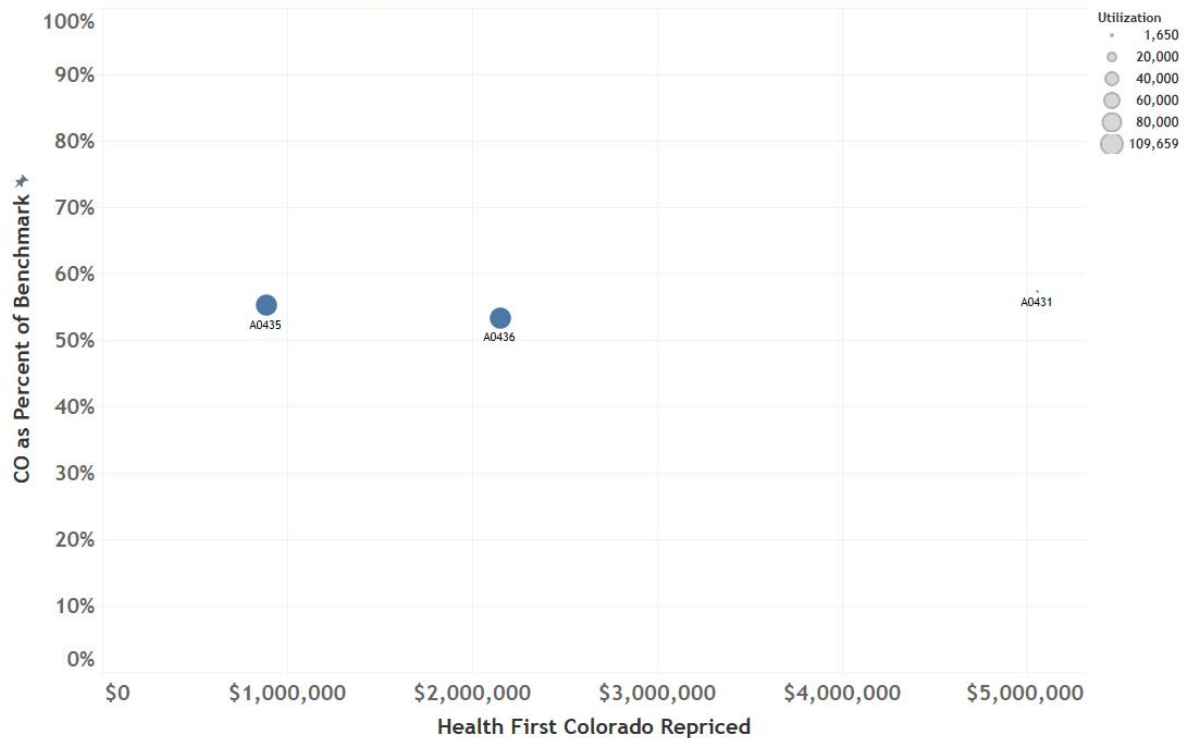
Home & Community Based Services - Residential Services..... 13
 Outliers 13
 Home & Community Based Services - Respite Services..... 14
 Outliers 14
 Home & Community Based Services - Transition Services 18
 Outliers 18

Emergency Medical Transportation (EMT)

Outliers

Outliers are defined as rates in CO that are under 60% or above 140% of the benchmark. The bubble chart below indicates that there are 3 procedure codes with CO rates under 60% of the benchmark rate for the EMT service category.

Rate Benchmark Comparison Outliers (Below 60% or Above 140%) SFY23
Emergency Medical Transportation

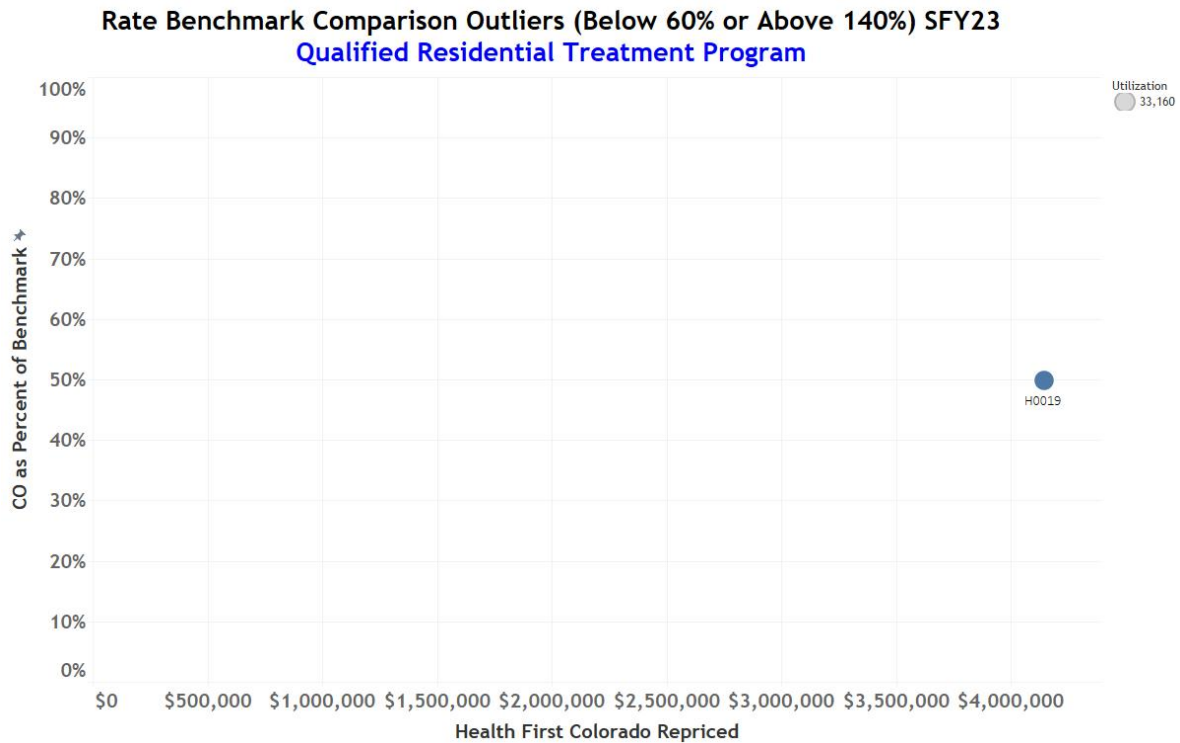




Qualified Residential Treatment Programs (Q RTP)

Outliers

Outliers are defined as rates in CO that are under 60% or above 140% of the benchmark. The bubble chart below indicates that there is 1 procedure code with CO rates under 60% of the benchmark rate for Q RTP service category.



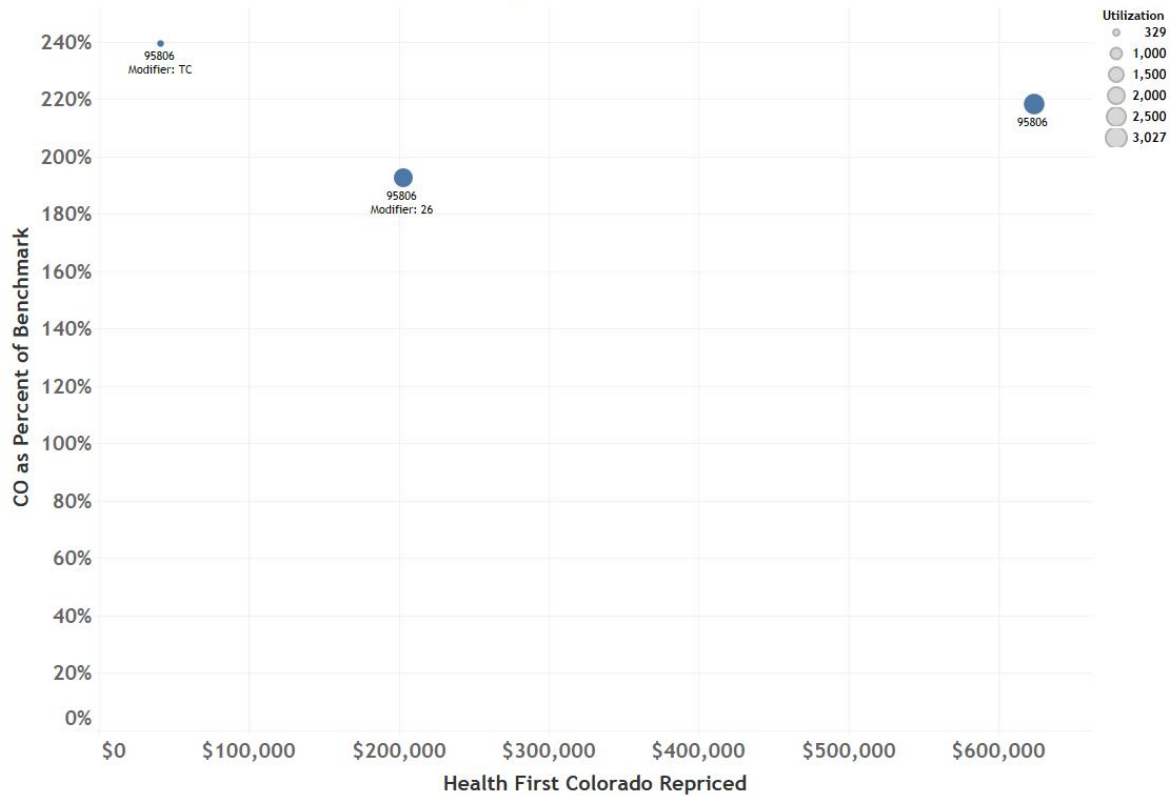
Physician Services - Sleep Studies

Outliers

Outliers are defined as rates in CO that are under 60% or above 140% of the benchmark. The bubble chart below indicates that there are 3 procedure codes with CO rates over 140% of the benchmark rate for the Sleep Studies service category.



Rate Benchmark Comparison Outliers (Below 60% or Above 140%) SFY23
Sleep Studies



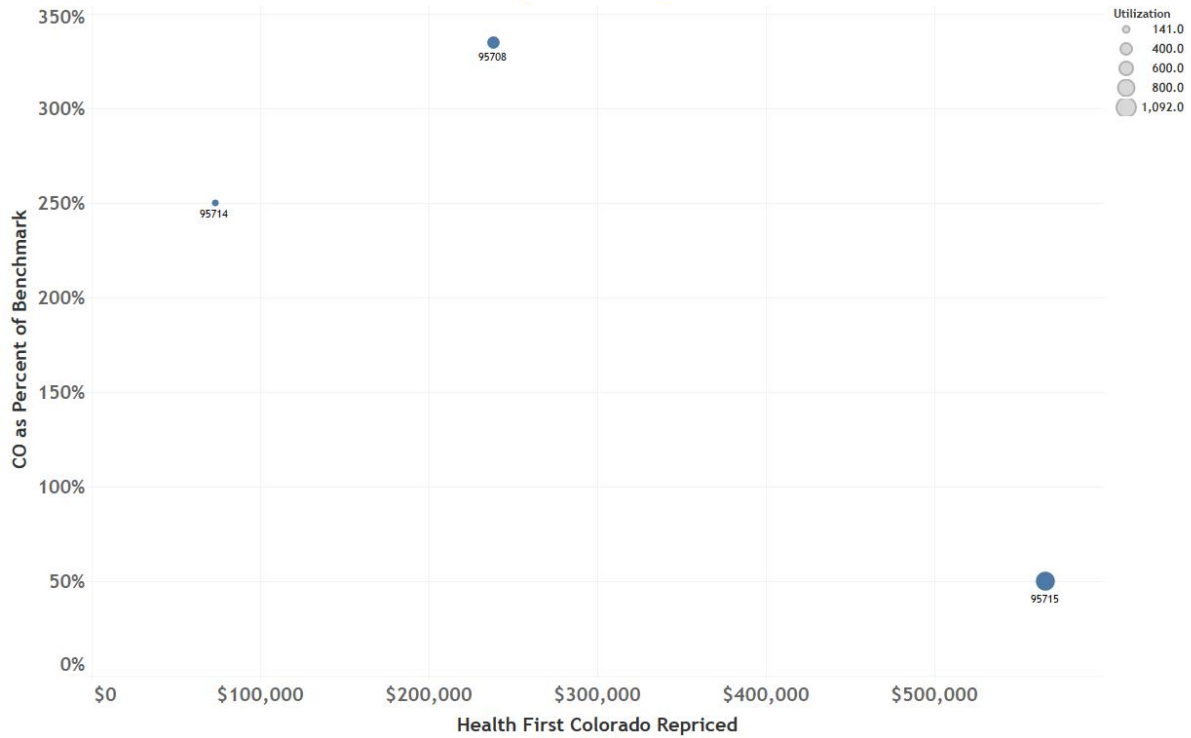
Physician Services - EEG Ambulatory Monitoring Codes

Outliers

Outliers are defined as rates in CO that are under 60% or above 140% of the benchmark. The bubble chart below indicates that there is 1 procedure code with CO rates under 60% of the benchmark rate and 2 procedure codes with CO rates over 140% of the benchmark rate for EEG ambulatory monitoring service category.



Rate Benchmark Comparison Outliers (Below 60% or Above 140%) SFY23
EEG Ambulatory Monitoring Service



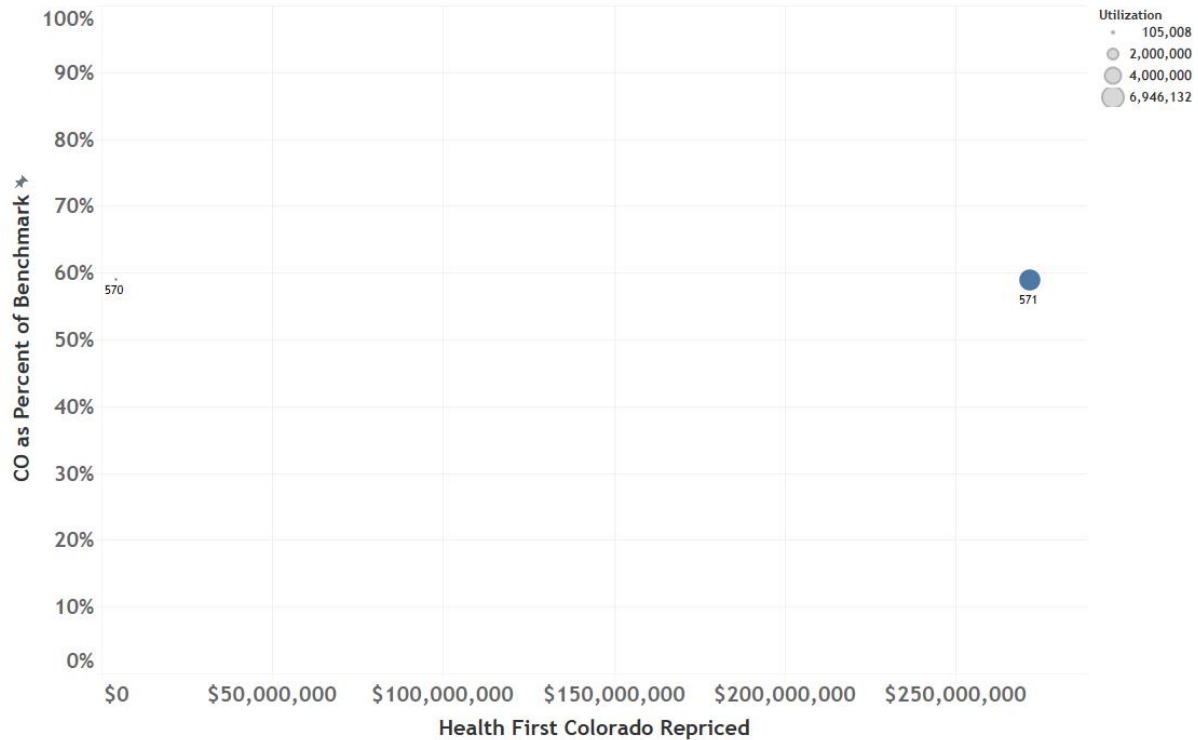
Home Health Services

Outliers

Outliers are defined as rates in CO that are under 60% or above 140% of the benchmark. The bubble chart below indicates that there are 2 procedure codes with CO rates under 60% of the benchmark rate for HH service category.



Rate Benchmark Comparison Outliers (Below 60% or Above 140%) SFY23
Home Health



Home & Community Based Services - ADL Assistance and Delivery Models

Outliers

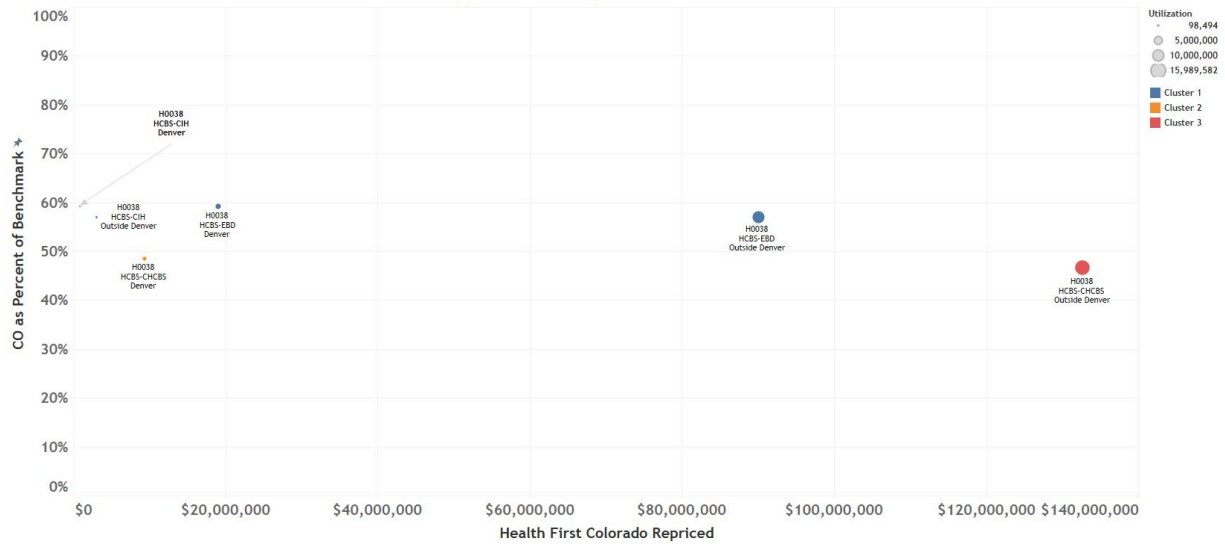
Outliers are defined as rates in CO that are under 60% or above 140% of the benchmark. The bubble chart below indicates that there are 6 procedure code/service variations with CO rates under 60% of the benchmark rate for HCBS - ADL Assistance and Delivery service category.



COLORADO
 Department of Health Care
 Policy & Financing

Rate Benchmark Comparison Outliers (Below 60% or Above 140%) SFY23

**HCBS ADL Assistance and Delivery Models
 In Home Support Services, Health Maintenance**



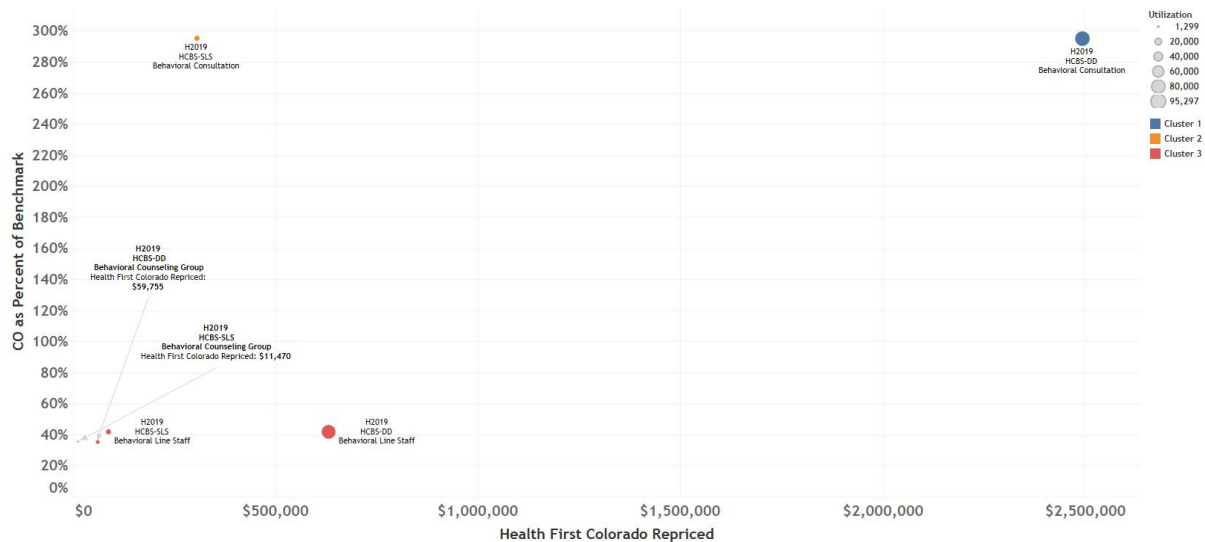
Home & Community Based Services - Behavioral Services

Outliers

Outliers are defined as rates in CO that are under 60% or above 140% of the benchmark. The bubble chart below indicates that there are 4 procedure code/service variations with CO rates under 60% of the benchmark rate and 2 procedure code/service variations with CO rates over 140% of the benchmark rate for HCBS - Behavioral Services service category.

Rate Benchmark Comparison Outliers (Below 60% or Above 140%) SFY23

HCBS Behavioral Services

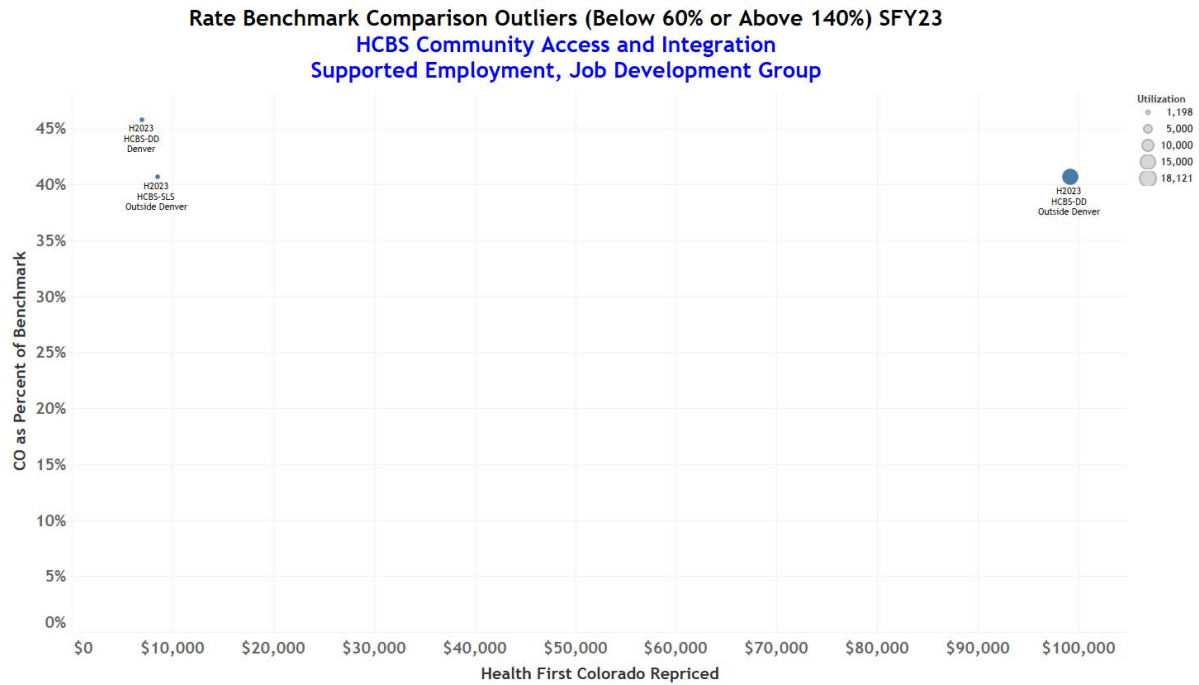




Home & Community Based Services - Community Access and Integration

Outliers

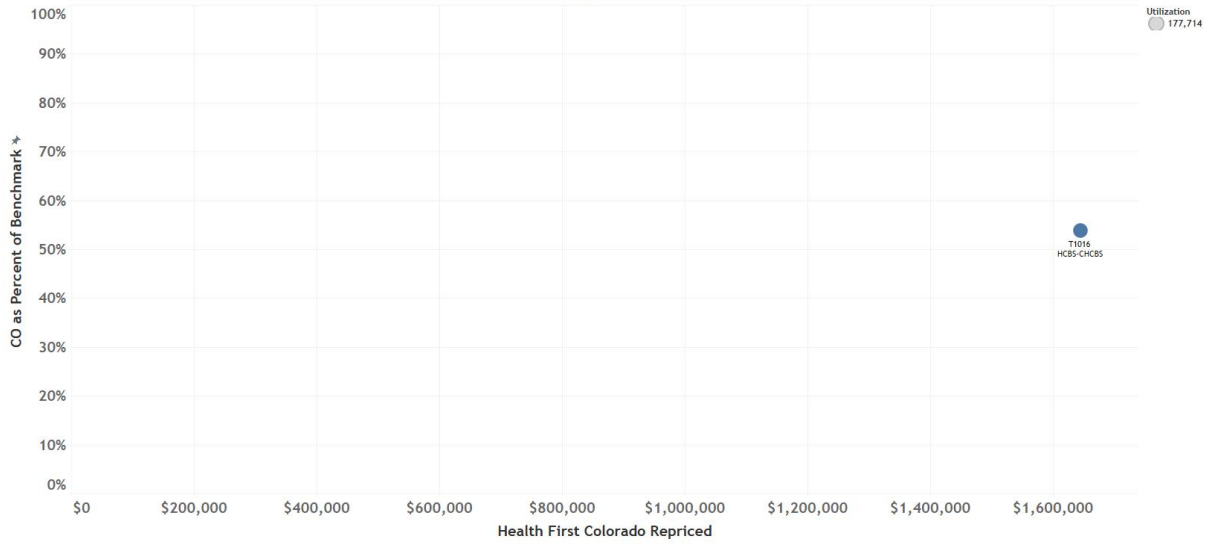
Outliers are defined as rates in CO that are under 60% or above 140% of the benchmark. The bubble chart below indicates that there are 8 procedure/service variation codes with CO rates under 60% of the benchmark rate and 4teen procedure code/service variations with CO rates over 140% of the benchmark rate for HCBS - Community Access and Integration service category.



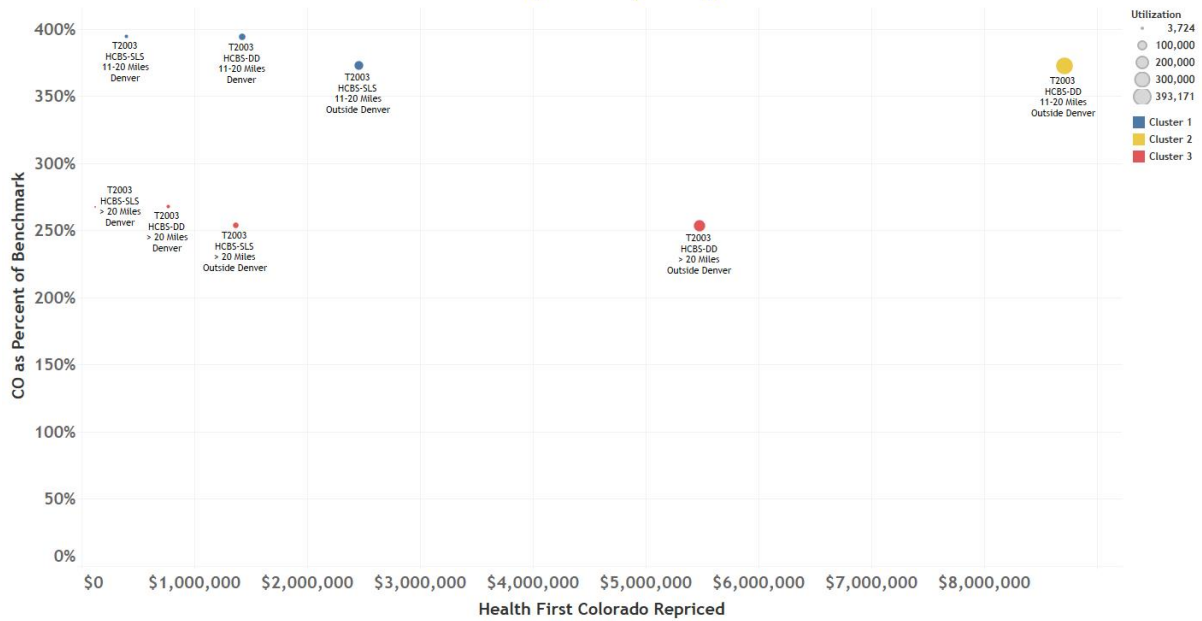


COLORADO
 Department of Health Care
 Policy & Financing

Rate Benchmark Comparison Outliers (Below 60% or Above 140%) SFY23
 HCBS Community Access and Integration
 Case Management



Rate Benchmark Comparison Outliers (Below 60% or Above 140%) SFY23
 HCBS Community Access and Integration
 Non Medical Transportation, Mileage Band

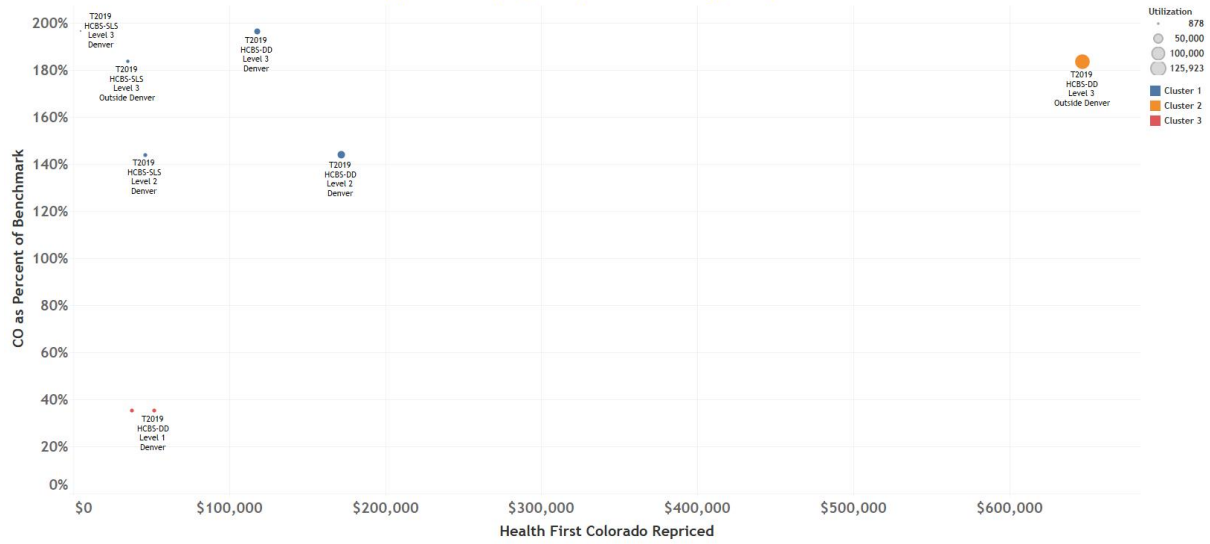




COLORADO
 Department of Health Care
 Policy & Financing

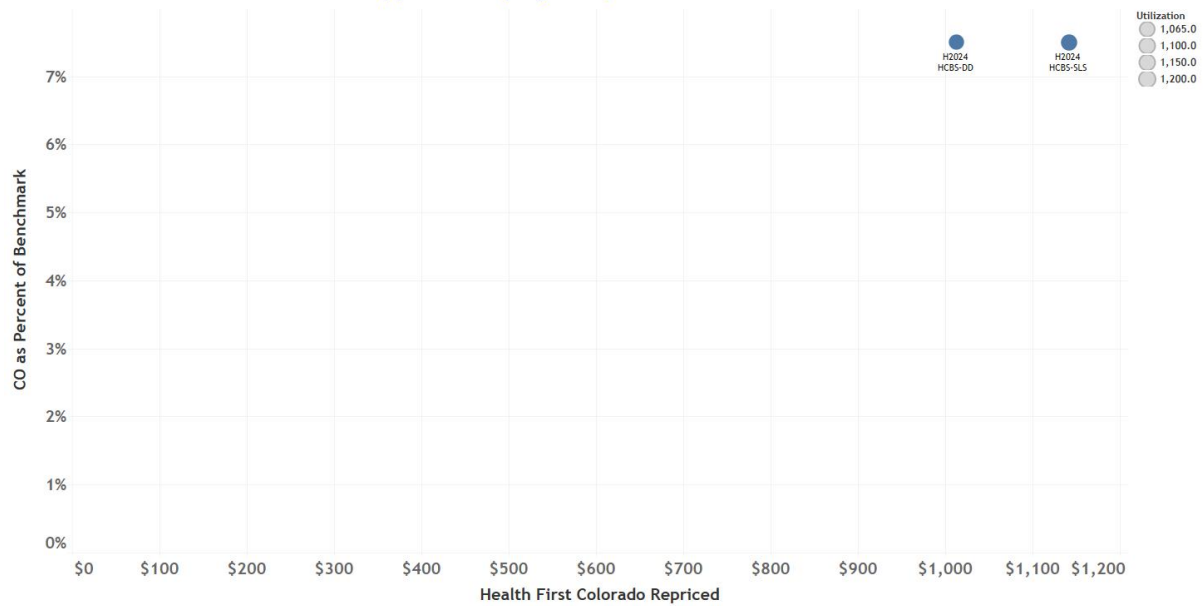
Rate Benchmark Comparison Outliers (Below 60% or Above 140%) SFY23

HCBS Community Access and Integration
 Supported Employment, Job Coaching Group



Rate Benchmark Comparison Outliers (Below 60% or Above 140%) SFY23

HCBS Community Access and Integration
 Supported Employment, Job Placement

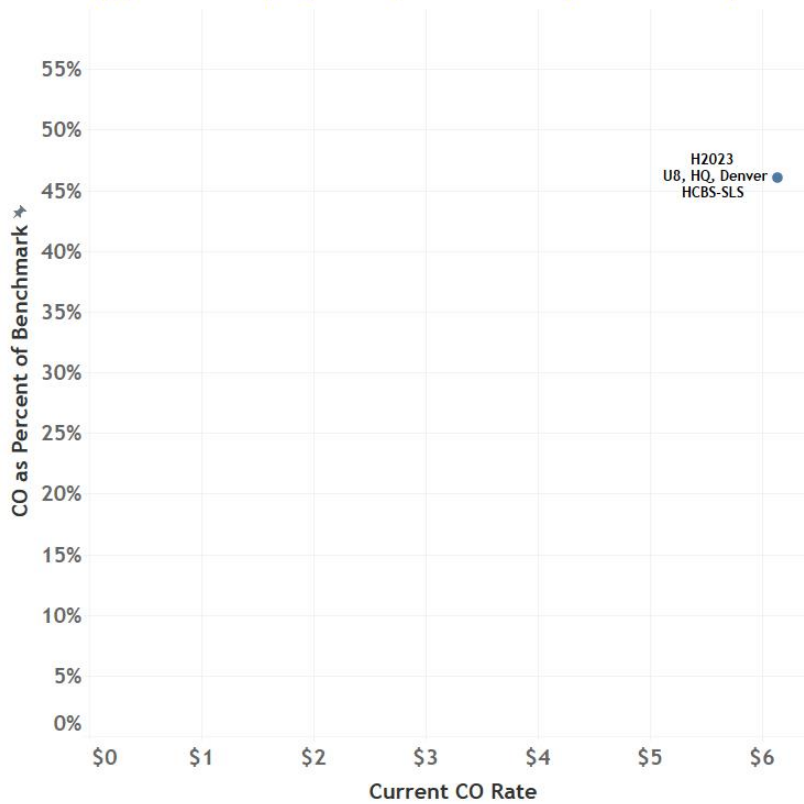


There is 1 procedure code/service variation with no utilization data and rate-only comparison was applied to this analysis for HCBS - Community Access and Integration service category. The scatter chart below indicates that this code/service variation has CO rates under 60% of the benchmark rate.



**Rate Benchmark Comparison Outliers (Below 60% or
Above 140%) SFY23**

**HCBS Community Access and Integration
Supported Employment, Job Development Group**



Home & Community Based Services - Day Program

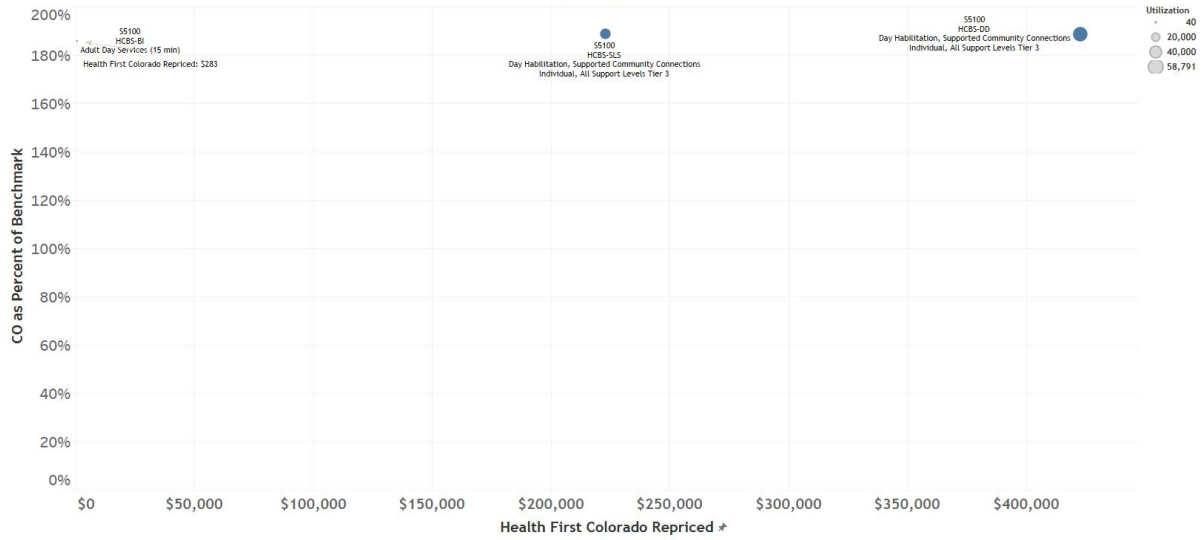
Outliers

Outliers are defined as rates in CO that are under 60% or above 140% of the benchmark. The bubble chart below indicates that there are 2 procedure code/service variations with CO rates under 60% of the benchmark rate and 5 procedure code/service variations with CO rates over 140% of the benchmark rate for HCBS - service category.

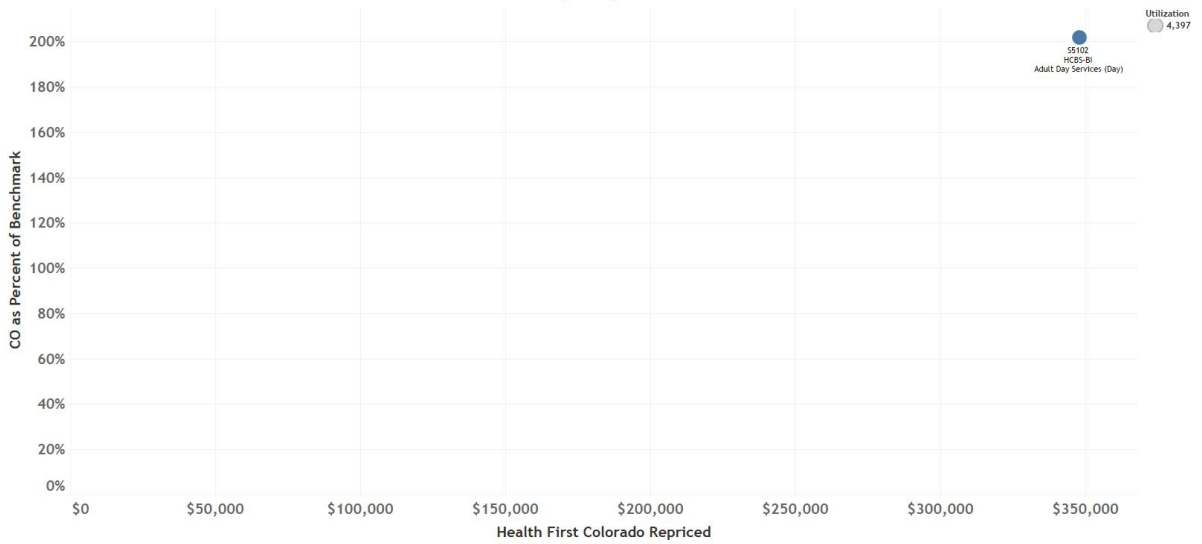


COLORADO
 Department of Health Care
 Policy & Financing

Rate Benchmark Comparison Outliers (Below 60% or Above 140%) SFY23
 HCBS Day Program



Rate Benchmark Comparison Outliers (Below 60% or Above 140%) SFY23
 HCBS Day Program

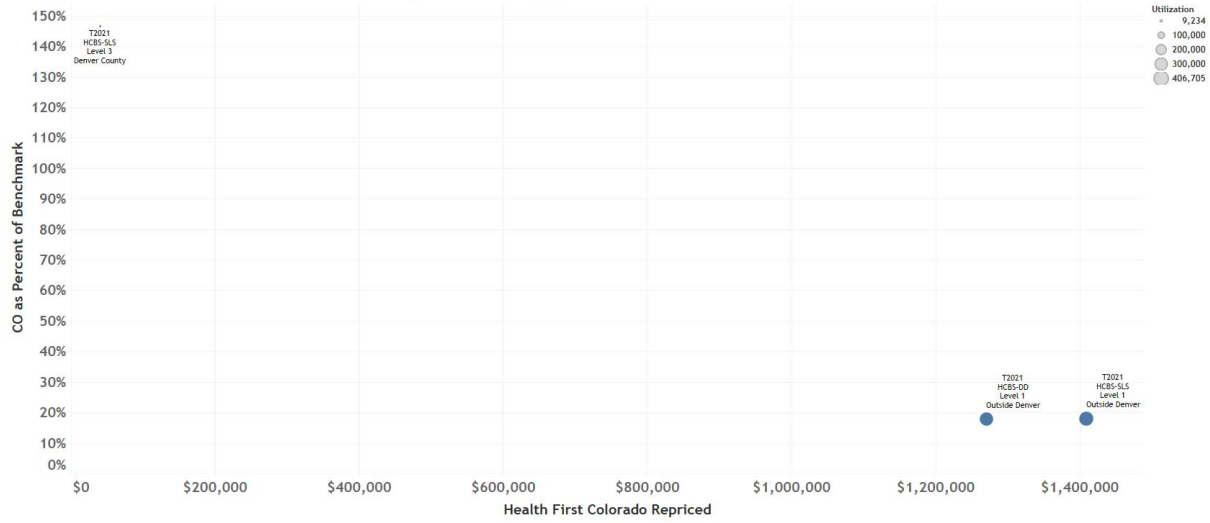




COLORADO
 Department of Health Care
 Policy & Financing

Rate Benchmark Comparison Outliers (Below 60% or Above 140%) SFY23

HCBS Day Program
Day Habilitation, Specialized Habilitation



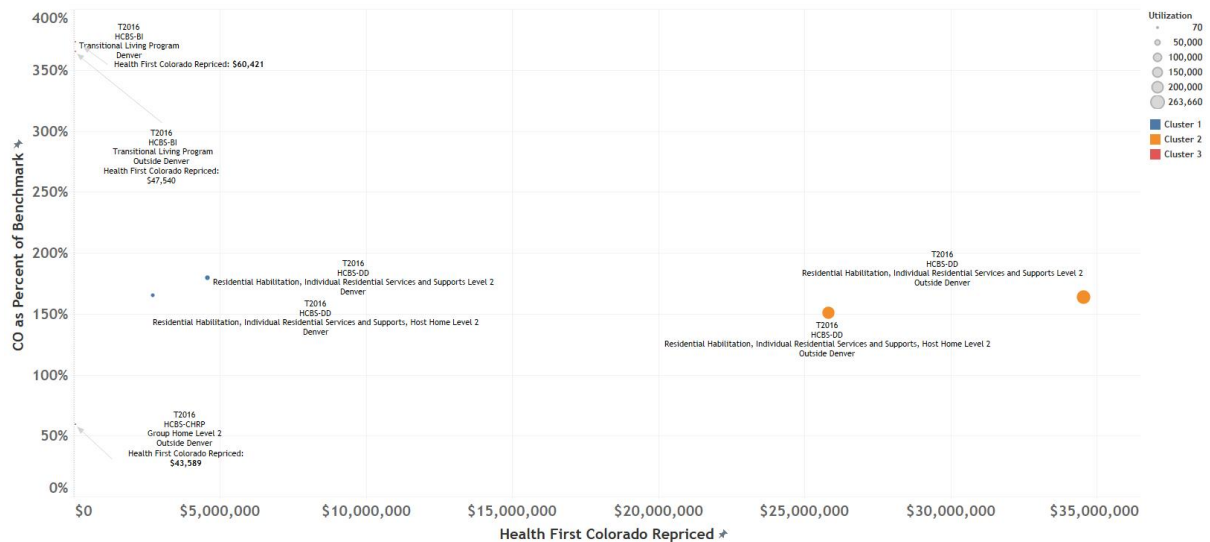
Home & Community Based Services - Residential Services

Outliers

Outliers are defined as rates in CO that are under 60% or above 140% of the benchmark. The bubble chart below indicates that there is 1 procedure code/service variation with CO rates under 60% of the benchmark rate and 6 procedure code/service variations with CO rates over 140% of the benchmark rate for HCBS - Residential Services service category.

Rate Benchmark Comparison Outliers (Below 60% or Above 140%) SFY23

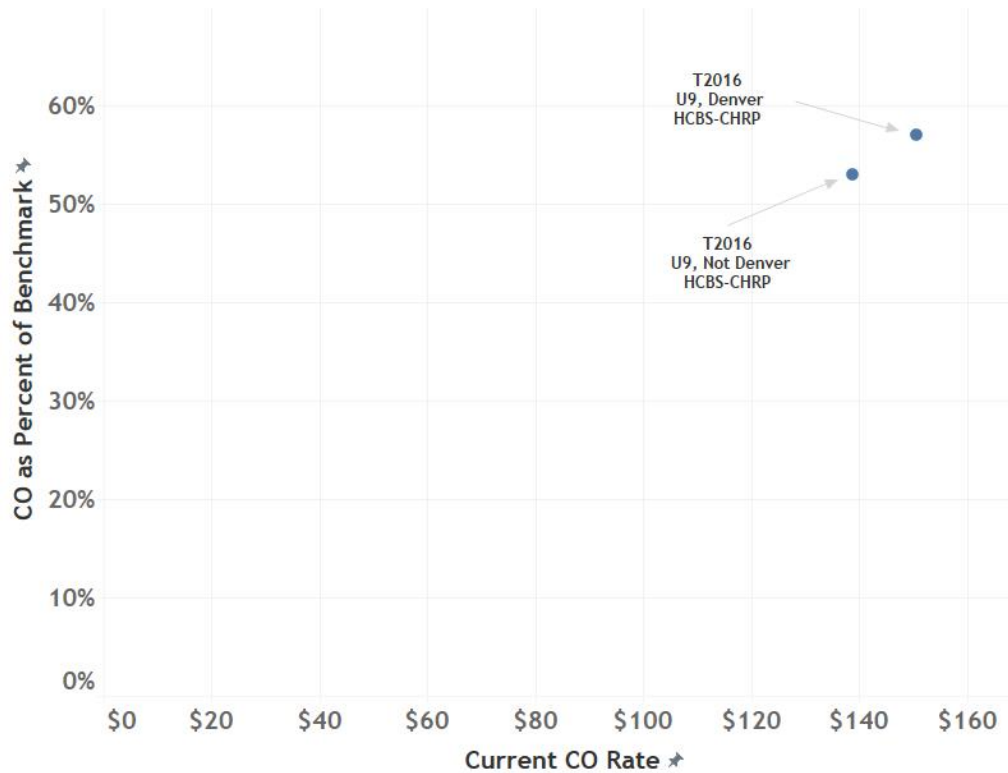
HCBS Residential Services





There are 2 procedure code/service variations with no utilization data and rate-only comparison was applied to this analysis for HCBS - Residential Services service category. The scatter chart below indicates that these 2 code/service variations have CO rates under 60% of the benchmark rate.

Rate Benchmark Comparison Outliers (Below 60% or Above 140%) SFY23 HCBS Residential Services



Home & Community Based Services - Respite Services

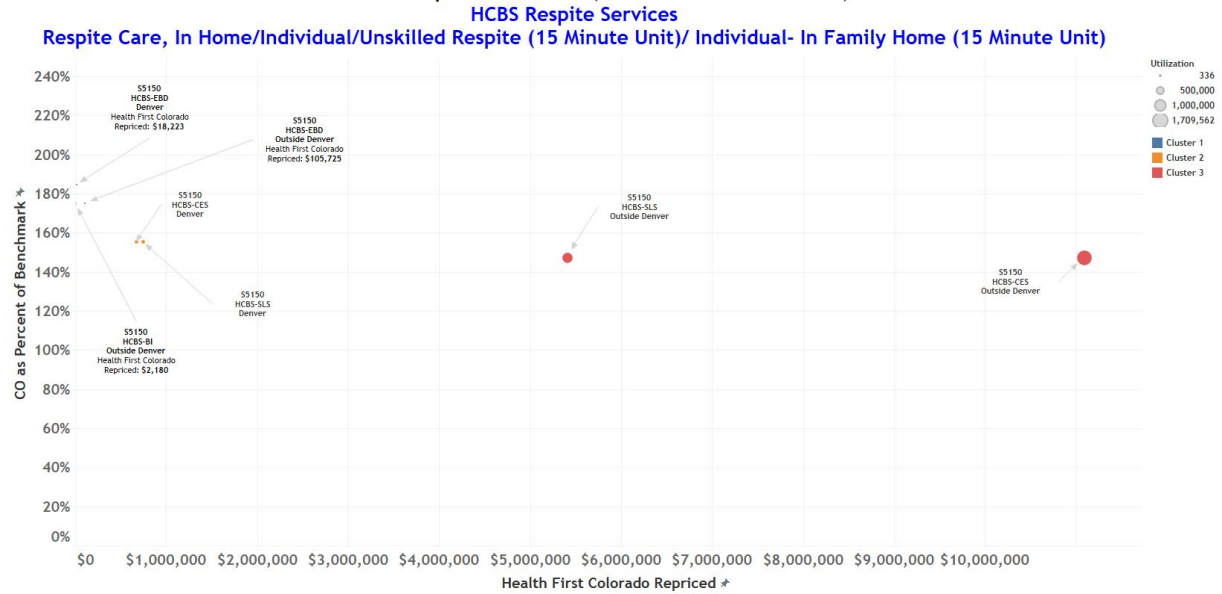
Outliers

Outliers are defined as rates in CO that are under 60% or above 140% of the benchmark. The bubble chart below indicates that there are 2 procedure code/service variations with CO rates under 60% of the benchmark rate and 7 procedure code/service variations with CO rates over 140% of the benchmark rate for HCBS - service category.

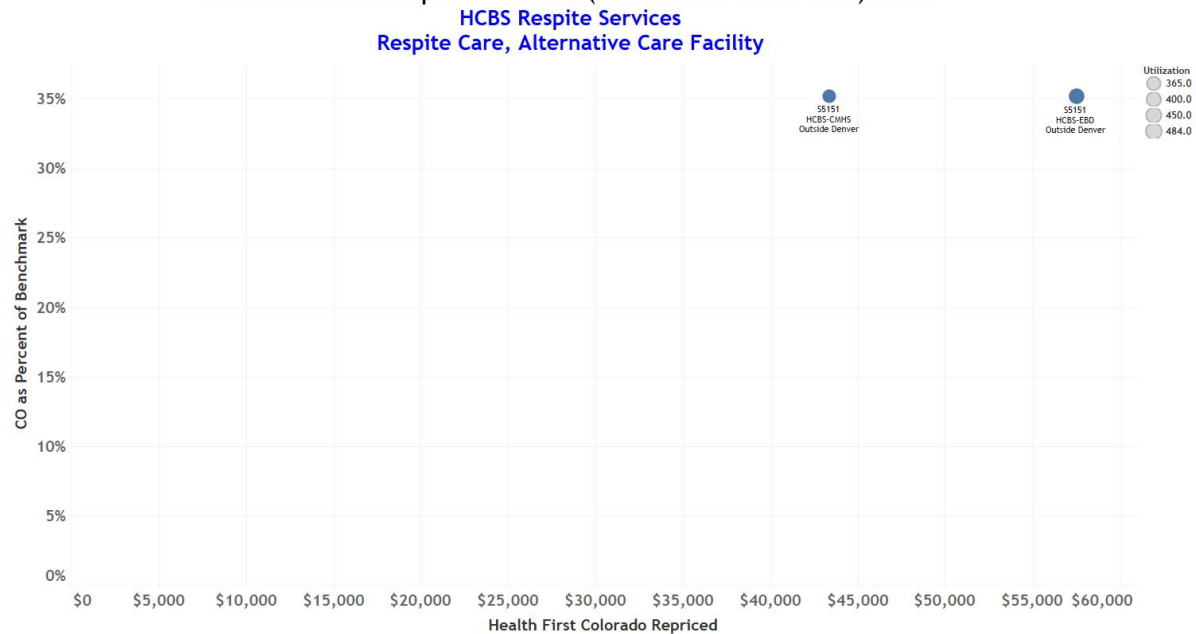


COLORADO
 Department of Health Care
 Policy & Financing

Rate Benchmark Comparison Outliers (Below 60% or Above 140%) SFY23



Rate Benchmark Comparison Outliers (Below 60% or Above 140%) SFY23



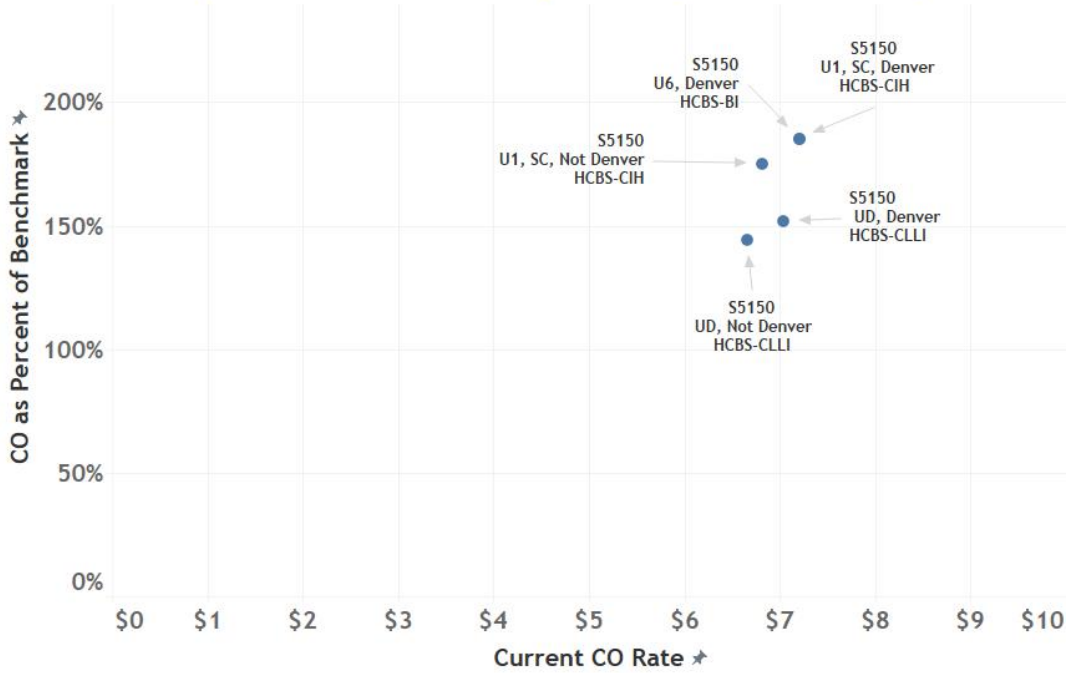
There are 17 procedure code/service variations with no utilization data and rate-only comparison was applied to this analysis for HCBS - Respite Services service category. The scatter chart below indicates that there are 6 code/service variations with CO rates under 60% of the benchmark rate and 11 code/service variations with CO rates over 140% of the benchmark rate.



**Rate Benchmark Comparison Outliers (Below 60% or Above 140%)
SFY23**

HCBS Respite Services

Respite Care, In Home/Individual/Unskilled Respite (15 Minute Unit)/ Individual- In Family Home (15 Minute Unit)





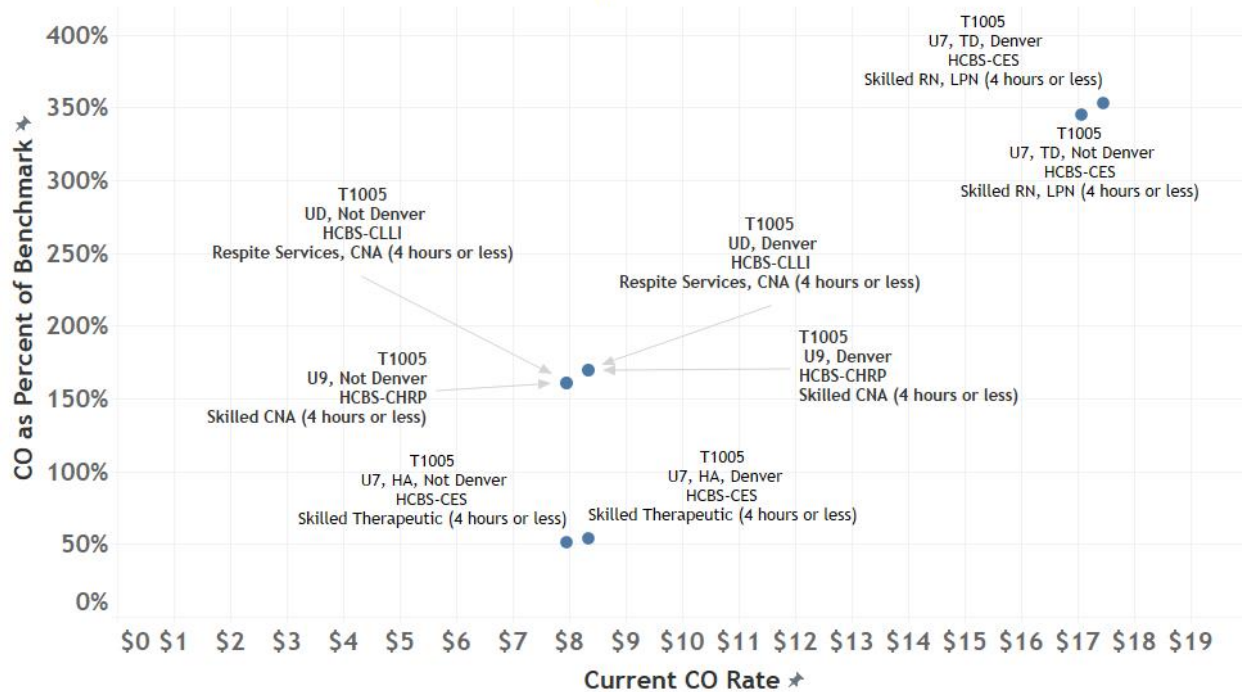
**Rate Benchmark Comparison Outliers (Below 60% or Above 140%)
SFY23**

**HCBS Respite Services
Respite Care, Alternative Care Facility**





Rate Benchmark Comparison Outliers (Below 60% or Above 140%) SFY23 HCBS Respite Services



Home & Community Based Services - Transition Services

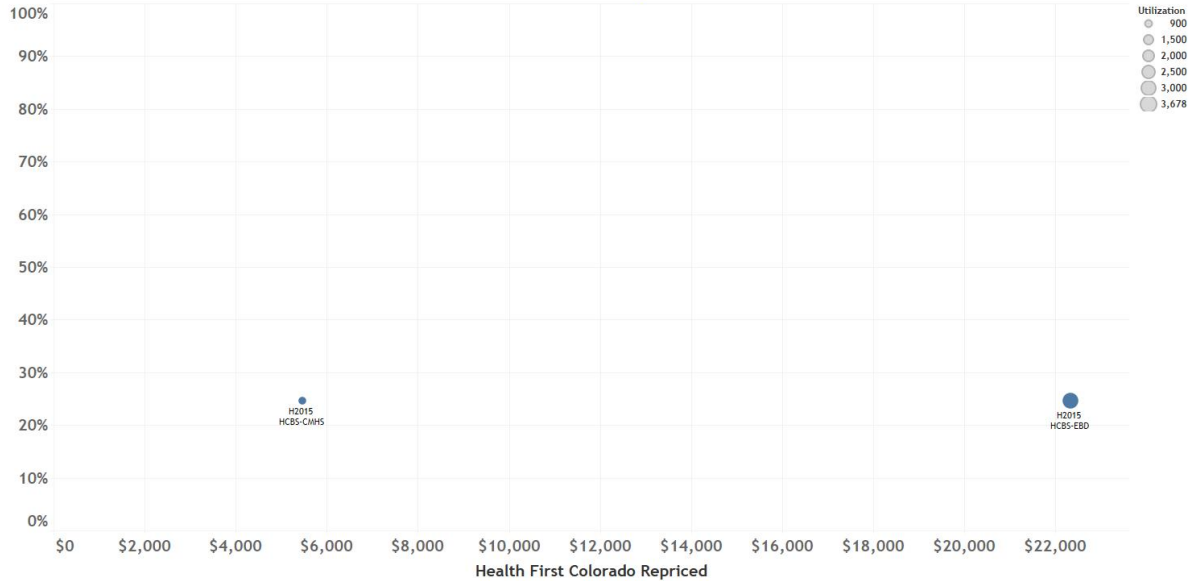
Outliers

Outliers are defined as rates in CO that are under 60% or above 140% of the benchmark. The bubble chart below indicates that there are 2 procedure code/service variations with CO rates over 140% of the benchmark rate for HCBS - service category.



COLORADO
Department of Health Care
Policy & Financing

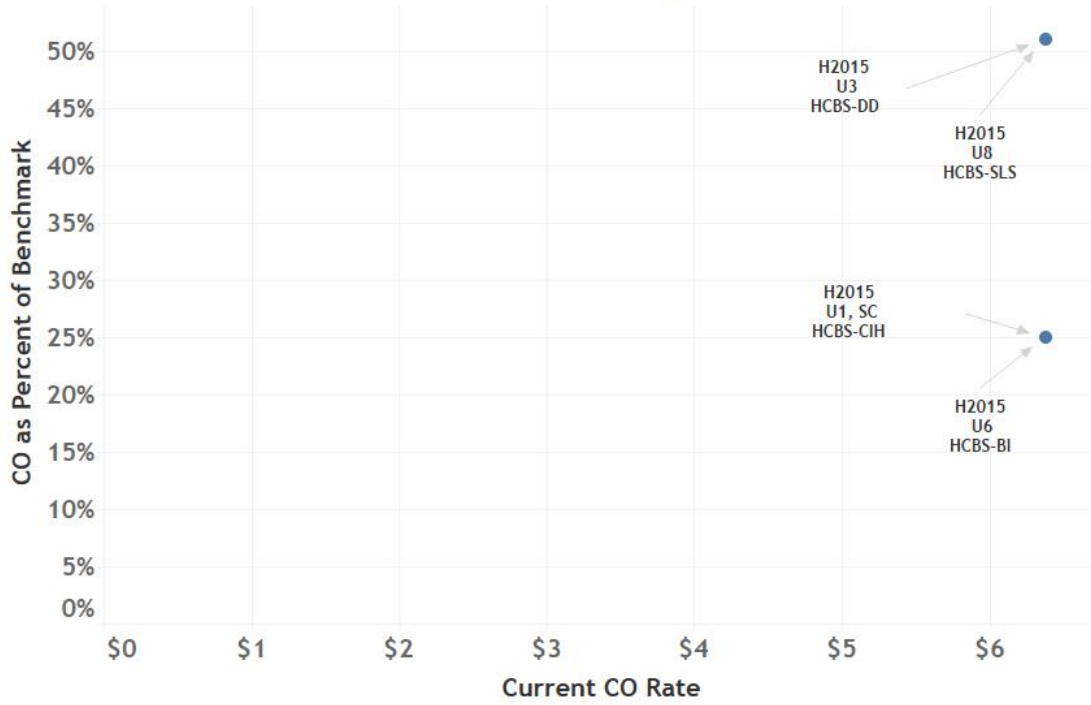
Rate Benchmark Comparison Outliers (Below 60% or Above 140%) SFY23
HCBS Transition Services
Peer Mentorship



There are 8 procedure code/service variations with no utilization data and rate-only comparison was applied to this analysis for HCBS - Transition Services service category. The scatter chart below indicates that there are 6 code/service variations with CO rates under 60% of the benchmark rate and 2 code/service variations with CO rates over 140% of the benchmark rate.



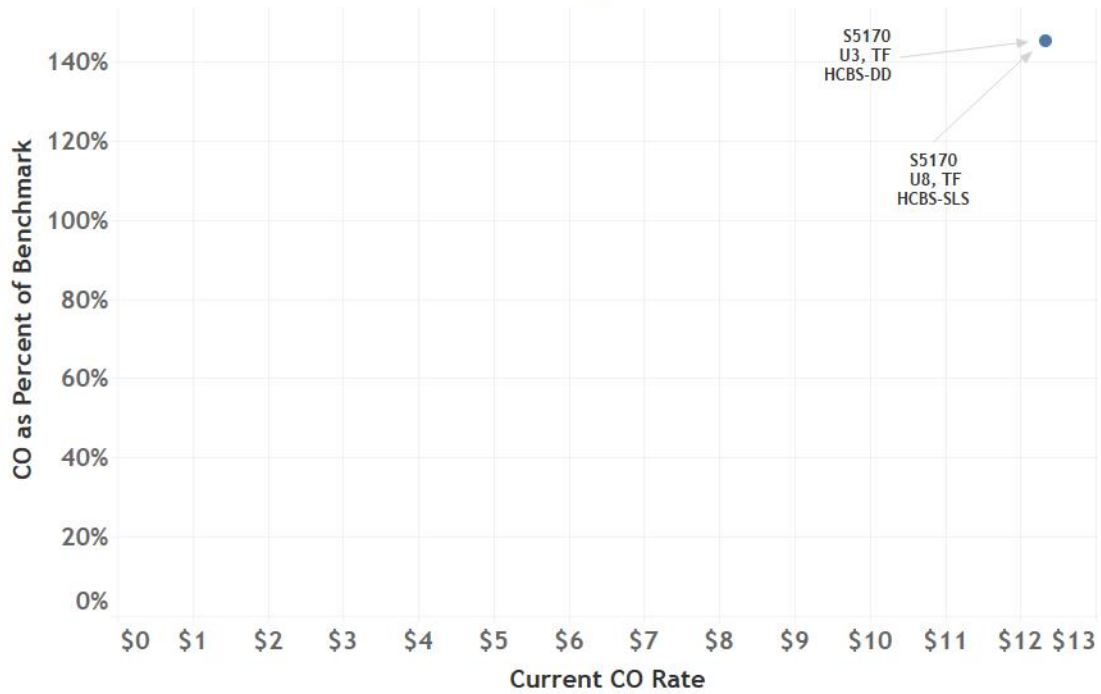
**Rate Benchmark Comparison Outliers (Below 60% or Above 140%)
SFY23
HCBS Transition Services
Peer Mentorship**





**Rate Benchmark Comparison Outliers (Below 60% or Above 140%)
SFY23**

**HCBS Transition Services
Home Delivered Meals Post-Hospital Discharge, First Hospital
Discharge**





**Rate Benchmark Comparison Outliers (Below 60% or Above 140%)
SFY23
HCBS Transition Services
Community Transition Services, Coordinator**

