

Key Performance Indicators (KPIs) SFYs 21-24

Updated April 2024



COLORADO

Department of Health Care
Policy & Financing

Key Performance Indicators

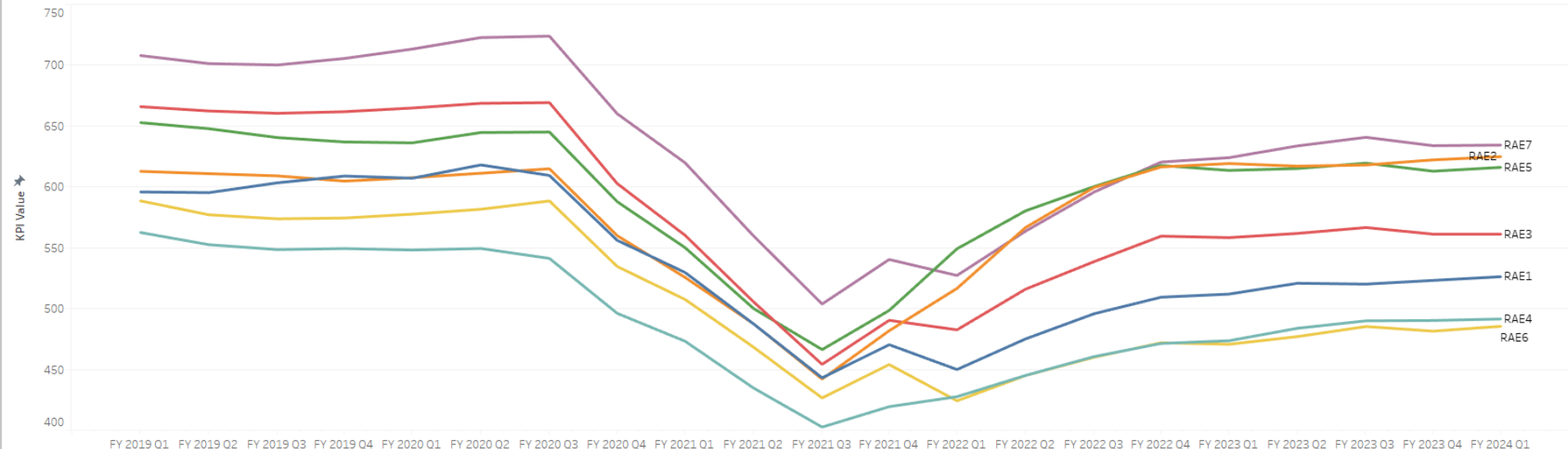
1. Emergency Department Visits PKPY (Risk Adjusted)
2. Depression Screening and Follow Up
3. Oral Evaluations
4. Timeliness of Prenatal Care
5. Postpartum Care
6. Child and Adolescent Well Visits
7. Well Child Visits 0-15 Months
8. Well Child Visits 15-30 Months
9. Risk Adjusted PMPM



COLORADO

Department of Health Care
Policy & Financing

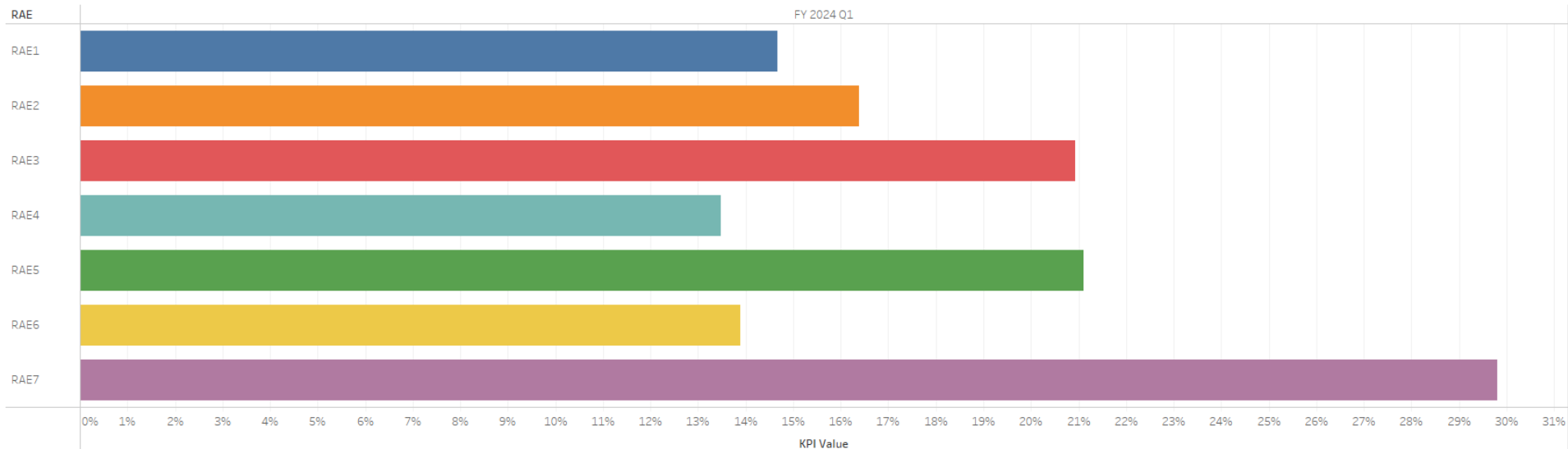
Risk Adjusted ED Visits PKPY KPI Time Trend



	FY 2021				FY 2022				FY 2023				FY 2024	Emergency Department PKPY	Target Met ■ Met Target Tier 1 ■ Met Target Tier 2 ■ No Target Met
	Q1	Q2	Q3	Q4	Q1	Q2	Q3	Q4	Q1	Q2	Q3	Q4	Q1		
RAE1	529.7	487.4	443.1	470.4	449.9	475.1	495.8	509.4	511.9	520.8	520.1	523.2	526.2	551.2	
RAE2	525.7	487.5	442.1	481.8	516.6	566.7	599.5	616.4	619.2	617.0	618.0	622.2	624.9	586.7	
RAE3	560.3	505.5	454.2	490.4	482.5	516.0	538.6	559.5	558.3	561.8	566.6	561.2	561.1	604.7	
RAE4	473.2	434.7	402.6	419.4	427.6	445.1	460.6	471.4	473.6	483.8	490.0	490.2	491.5	523.8	
RAE5	550.1	500.1	466.3	498.5	549.1	580.3	600.3	617.6	613.6	615.1	619.5	612.9	616.1	620.0	
RAE6	507.6	468.3	426.6	454.0	424.2	445.0	460.0	471.9	470.7	477.0	485.3	481.5	485.5	531.5	
RAE7	619.8	559.7	503.8	540.4	527.2	563.6	595.8	620.4	624.0	633.7	640.8	633.9	634.4	646.6	



Depression Screening and Follow Up

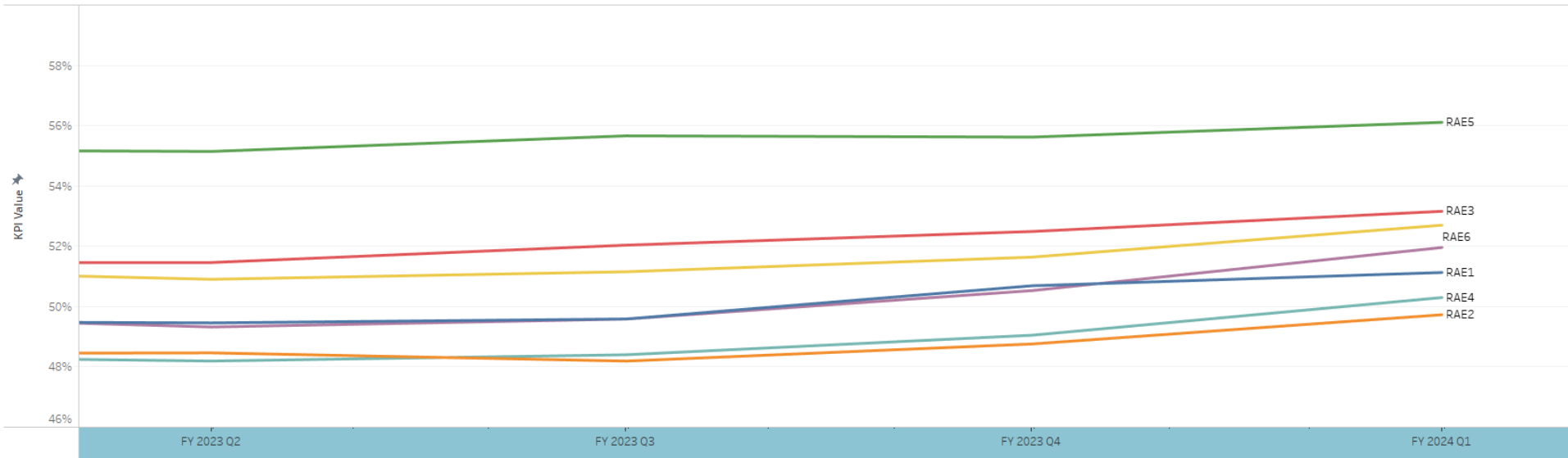


	FY 2024 Q1	Depression Screening and Follow-Up Plan
RAE1	14.67%	10.48%
RAE2	16.38%	16.82%
RAE3	20.94%	17.18%
RAE4	13.48%	17.44%
RAE5	21.11%	16.81%
RAE6	13.88%	14.71%
RAE7	29.80%	34.26%

Target Met
■ Met Target Tier 2
■ No Target Met



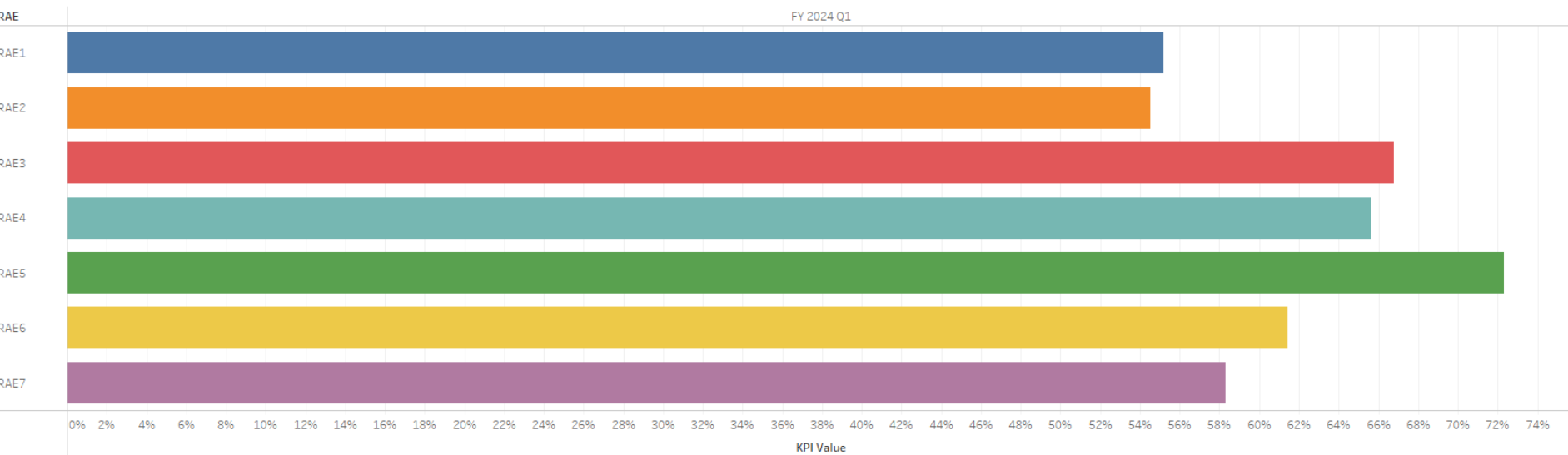
Oral Evaluations KPI Time Trend



	FY 2023				FY 2024		Dental Visits	Target Met ■ Met Target Tier 2 ■ No Target Met
	Q1	Q2	Q3	Q4	Q1			
RAE1	49.51%	49.46%	49.59%	50.69%	51.13%	39.13%		
RAE2	48.44%	48.47%	48.19%	48.76%	49.73%	38.29%		
RAE3	51.46%	51.46%	52.04%	52.49%	53.16%	42.21%		
RAE4	48.36%	48.19%	48.40%	49.05%	50.30%	36.73%		
RAE5	55.20%	55.14%	55.66%	55.62%	56.11%	41.47%		
RAE6	51.23%	50.90%	51.16%	51.64%	52.70%	39.19%		
RAE7	49.72%	49.32%	49.59%	50.53%	51.96%	37.86%		



Timeliness of Prenatal Care

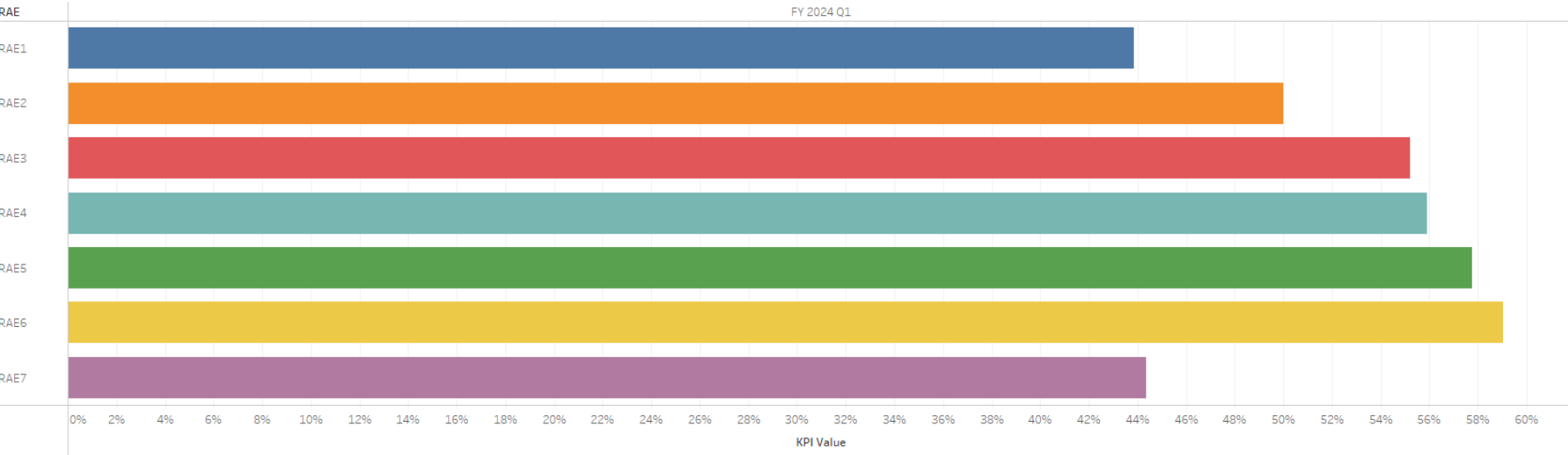


RAE	FY 2024 Q1	Timeliness of Prenatal Care
RAE1	55.20%	51.13%
RAE2	54.51%	56.15%
RAE3	66.78%	65.31%
RAE4	65.64%	63.91%
RAE5	72.30%	73.05%
RAE6	61.44%	61.22%
RAE7	58.31%	58.81%

Target Met
■ Met Target Tier 2
■ No Target Met



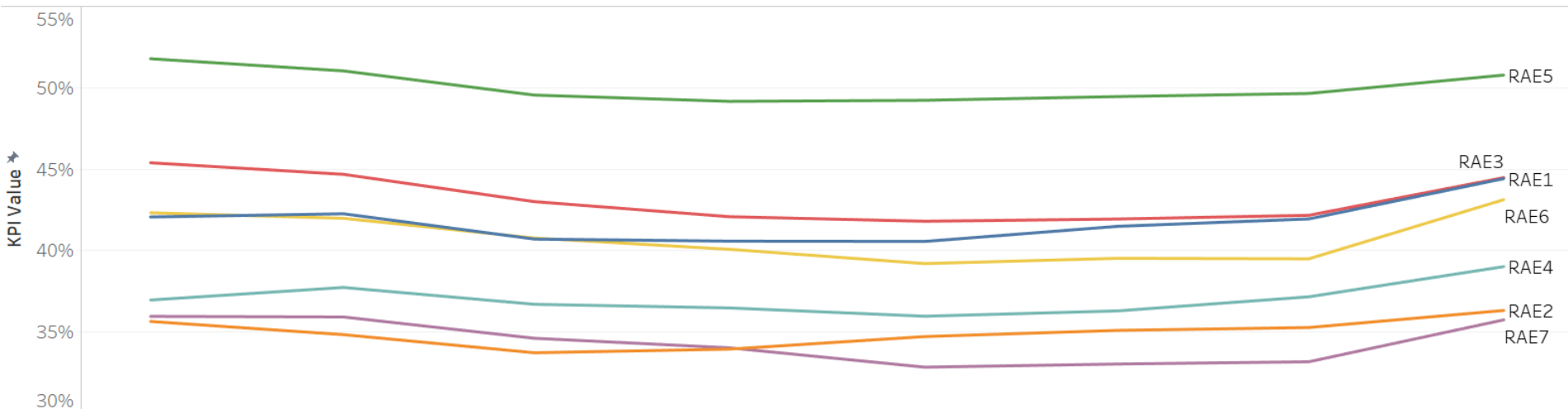
Postpartum Care



	FY 2024 Q1	Postpartum Care	Target Met
RAE1	43.85%	40.29%	Met Target Tier 2
RAE2	50.00%	41.43%	Met Target Tier 2
RAE3	55.21%	47.46%	Met Target Tier 2
RAE4	55.90%	50.05%	Met Target Tier 2
RAE5	57.75%	53.98%	Met Target Tier 2
RAE6	59.02%	51.76%	Met Target Tier 2
RAE7	44.37%	39.01%	Met Target Tier 2



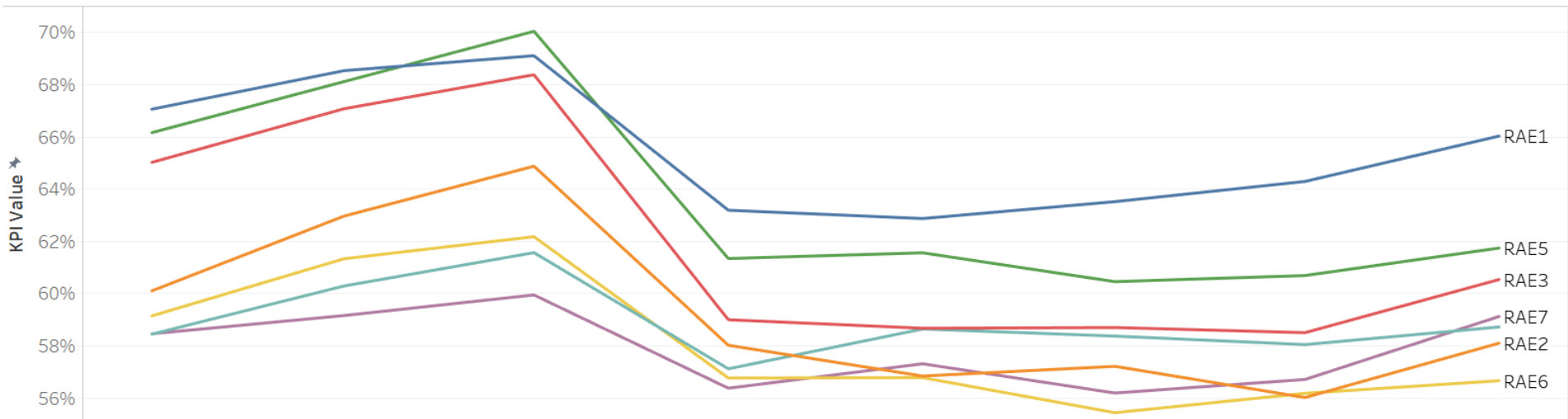
Child And Adolescent Well Visit Time Trend



	FY 2022 Q2	FY 2022 Q3		FY 2022 Q4	FY 2023 Q1		FY 2023 Q2		FY 2023 Q3	FY 2023 Q4	FY 2024 Q1	Child and Ad..	Target Met ■ Met Target Tier 2 ■ No Target Met
	Q2	Q3	Q4	Q1	Q2	Q3	Q4	Q1					
RAE1	42.07%	42.27%	40.71%	40.58%	40.56%	41.49%	41.95%	44.43%	40.47%				
RAE2	35.66%	34.85%	33.73%	33.96%	34.73%	35.11%	35.28%	36.33%	35.49%				
RAE3	45.40%	44.69%	43.01%	42.08%	41.80%	41.94%	42.17%	44.49%	43.02%				
RAE4	36.97%	37.74%	36.71%	36.48%	35.97%	36.30%	37.17%	39.02%	33.30%				
RAE5	51.78%	51.04%	49.55%	49.17%	49.23%	49.46%	49.65%	50.78%	49.23%				
RAE6	42.33%	41.99%	40.77%	40.08%	39.21%	39.53%	39.50%	43.14%	39.55%				
RAE7	35.97%	35.93%	34.62%	34.03%	32.85%	33.04%	33.18%	35.76%	34.65%				



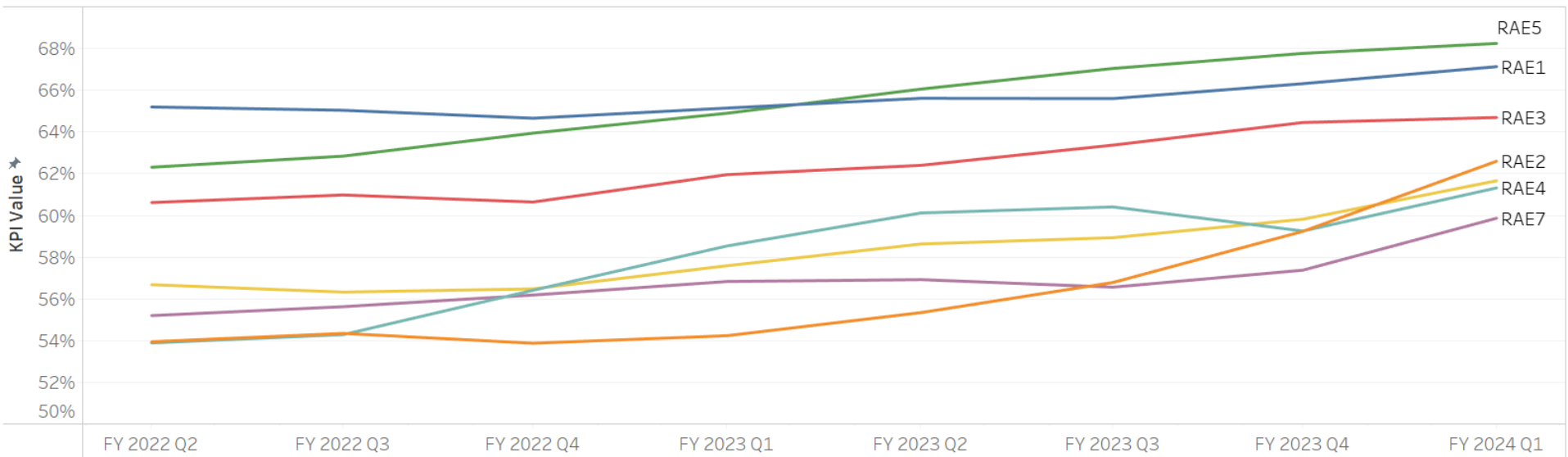
Well Child Visit 0-15 Months



	FY 2022 Q2	FY 2022 Q3		FY 2022 Q4	FY 2023 Q1		FY 2023 Q2		FY 2023 Q3	FY 2023 Q4	FY 2024 Q1	Well-Child V..	Target Met
	Q2	Q3	Q4	Q1	Q2	Q3	Q4	Q1	Q2	Q3	Q4		Legend
RAE1	67.06%	68.53%	69.11%	63.19%	62.88%	63.52%	64.29%	66.04%	60.57%				Met Target Tier 2
RAE2	60.10%	62.97%	64.88%	58.02%	56.85%	57.22%	56.02%	58.11%	55.95%				No Target Met
RAE3	65.02%	67.08%	68.38%	59.00%	58.68%	58.70%	58.51%	60.54%	57.45%				No Target Met
RAE4	58.45%	60.29%	61.57%	57.12%	58.65%	58.38%	58.05%	58.73%	54.49%				No Target Met
RAE5	66.16%	68.12%	70.04%	61.34%	61.56%	60.46%	60.69%	61.75%	59.49%				Met Target Tier 2
RAE6	59.14%	61.33%	62.18%	56.77%	56.79%	55.44%	56.18%	56.67%	53.79%				No Target Met
RAE7	58.46%	59.16%	59.95%	56.38%	57.32%	56.20%	56.72%	59.13%	58.86%				No Target Met



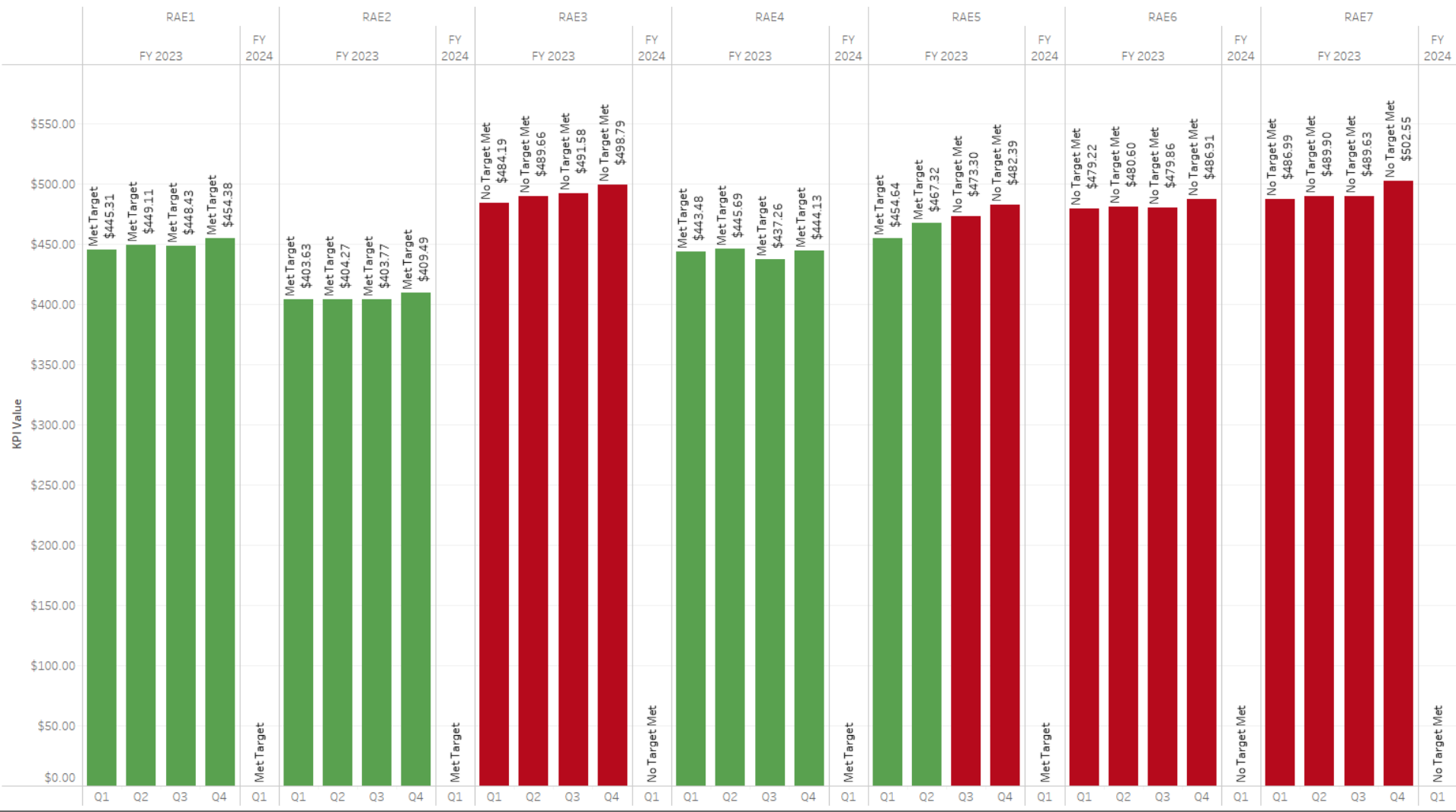
Well Child Visits 15-30 Months



	FY 2022			FY 2023				FY 2024	Well-Child V..	Target Met ■ Met Target Tier 2 ■ No Target Met
	Q2	Q3	Q4	Q1	Q2	Q3	Q4	Q1		
RAE1	65.20%	65.04%	64.66%	65.15%	65.62%	65.60%	66.32%	67.13%	64.60%	
RAE2	53.94%	54.35%	53.87%	54.23%	55.34%	56.79%	59.24%	62.61%	54.93%	
RAE3	60.62%	60.98%	60.64%	61.96%	62.40%	63.37%	64.46%	64.70%	59.66%	
RAE4	53.89%	54.29%	56.41%	58.54%	60.12%	60.41%	59.25%	61.32%	55.46%	
RAE5	62.31%	62.84%	63.95%	64.90%	66.06%	67.05%	67.77%	68.25%	63.79%	
RAE6	56.68%	56.32%	56.48%	57.59%	58.63%	58.93%	59.82%	61.67%	57.25%	
RAE7	55.20%	55.63%	56.18%	56.83%	56.92%	56.56%	57.38%	59.87%	55.76%	



Risk Adjusted PMPM



Retired KPIs

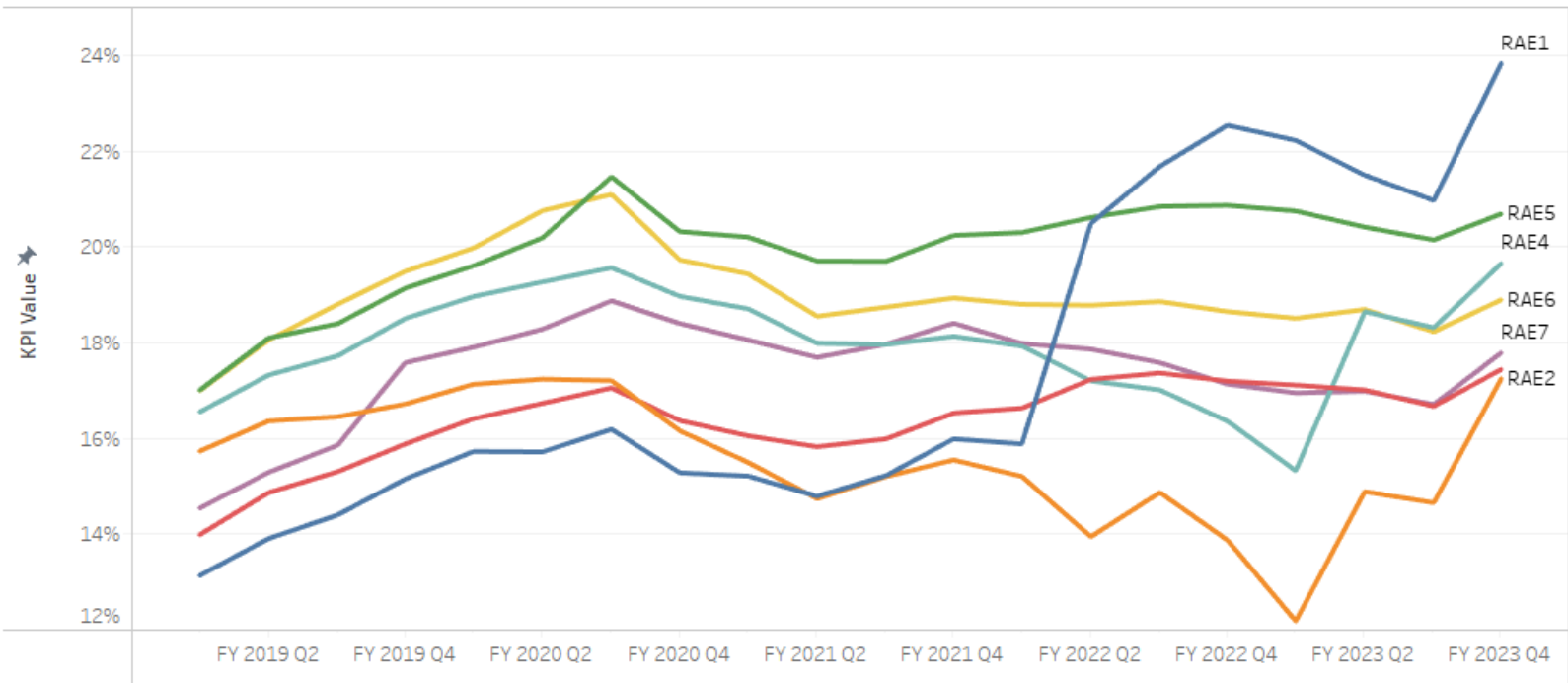
- Behavioral Health Engagement
- Prenatal Care



COLORADO

Department of Health Care
Policy & Financing

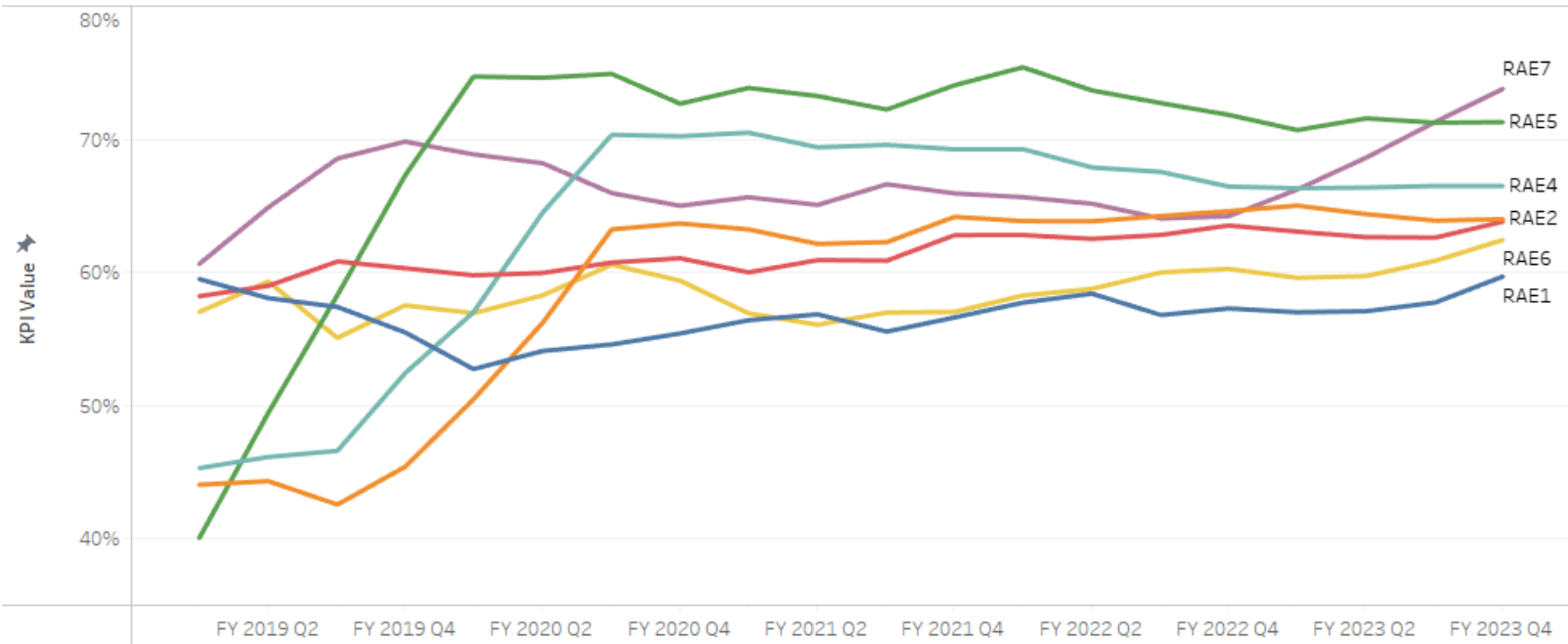
BH Engagement KPI Time Trend



	FY 2021				FY 2022				FY 2023				Behavioral...	Target Met
	Q1	Q2	Q3	Q4	Q1	Q2	Q3	Q4	Q1	Q2	Q3	Q4		
RAE1	15.21%	14.79%	15.23%	15.99%	15.88%	20.49%	21.68%	22.54%	22.22%	21.50%	20.97%	23.83%	14.06%	Met Target Tie..
RAE2	15.50%	14.74%	15.20%	15.55%	15.21%	13.95%	14.87%	13.88%	12.19%	14.89%	14.66%	17.25%	15.56%	Met Target Tie..
RAE3	16.05%	15.83%	15.99%	16.53%	16.63%	17.23%	17.37%	17.20%	17.11%	17.01%	16.67%	17.44%	14.91%	No Target Met
RAE4	18.71%	17.99%	17.96%	18.13%	17.93%	17.20%	17.01%	16.36%	15.33%	18.65%	18.31%	19.66%	17.40%	Met Target Tie..
RAE5	20.20%	19.70%	19.70%	20.24%	20.30%	20.61%	20.84%	20.87%	20.75%	20.41%	20.14%	20.69%	18.28%	Met Target Tie..
RAE6	19.43%	18.55%	18.74%	18.93%	18.80%	18.78%	18.86%	18.65%	18.51%	18.69%	18.23%	18.90%	17.81%	No Target Met
RAE7	18.06%	17.69%	17.97%	18.41%	17.98%	17.86%	17.58%	17.13%	16.95%	16.99%	16.71%	17.79%	16.08%	No Target Met



Prenatal KPI Time Trend



	FY 2021				FY 2022				FY 2023				Prenatal Visits	Target Met
	Q1	Q2	Q3	Q4	Q1	Q2	Q3	Q4	Q1	Q2	Q3	Q4		
RAE1	56.41%	56.85%	55.55%	56.61%	57.73%	58.40%	56.80%	57.29%	57.01%	57.08%	57.74%	59.70%	57.58%	Met Target Tier 1
RAE2	63.23%	62.14%	62.27%	64.17%	63.85%	63.84%	64.23%	64.60%	65.02%	64.37%	63.89%	64.00%	51.83%	No Target Met
RAE3	60.00%	60.92%	60.88%	62.79%	62.80%	62.52%	62.81%	63.52%	63.06%	62.65%	62.61%	63.81%	59.86%	No Target Met
RAE4	70.49%	69.39%	69.57%	69.24%	69.25%	67.88%	67.54%	66.44%	66.32%	66.37%	66.49%	66.49%	55.11%	No Target Met
RAE5	73.85%	73.24%	72.23%	74.05%	75.40%	73.67%	72.71%	71.83%	70.68%	71.56%	71.24%	71.29%	58.06%	No Target Met
RAE6	56.93%	56.07%	56.99%	57.03%	58.26%	58.76%	60.00%	60.26%	59.59%	59.72%	60.88%	62.44%	57.04%	No Target Met
RAE7	65.64%	65.07%	66.62%	65.93%	65.65%	65.16%	64.05%	64.22%	66.22%	68.62%	71.30%	73.79%	61.85%	Met Target Tier 2





Questions?



Contact Info

Matthew Lanphier

Enrollment Operations and Analytics
Unit Supervisor

Matthew.Lanphier@state.co.us



COLORADO

Department of Health Care
Policy & Financing

Thank you!

