

What the NCI-IDD data tells us about

# People's Healthcare Access in Colorado



**NATIONAL CORE  
INDICATORS®**  
NASDDDS & HSRI

For more information

Rachel Newton | [Rachel.Newton@state.co.us](mailto:Rachel.Newton@state.co.us)

## This report tells us about:

- What NCI-IDD tells us about the ability for people to access healthcare
- Why access to healthcare is important
- Where to find out more about people's ability to access healthcare in Colorado

## What is NCI-IDD?

Each year, NCI-IDD asks people with intellectual and developmental disabilities (IDD) and their families how they feel about their lives and the services they get. NCI-IDD uses surveys so that the same questions can be asked to people in all NCI-IDD states.

## Who is surveyed?

Each year people in many states take part in an NCI-IDD meeting. Every year a new group of people are asked to meet.

During the meeting, people are asked the NCI-IDD survey questions. Questions are asked to the person who gets services from the state. For some questions, a family member, friend, or staff member who knows the person well can answer.

# How are data shown?

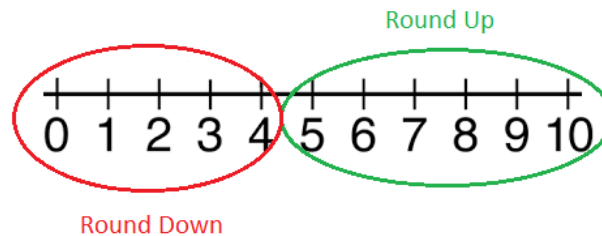
NCI-IDD asks questions about people's case management and staff. In this report we see how responsive they are to people's needs. There are questions to find out if people have choices in case management and staff, like, "does your service coordinator ask you what you want?"

Each page shows a different question and the answers. Each page also has a pie graph. It shows how many people said **yes** and how many said **no**. There are also words and stick figures that show how many **yes** and **no** answers there were for each question. The answers are whole numbers (like 60% or 90%).

This report includes Colorado's data compared to the weighted NCI Average. State outcomes that are statistically significantly higher or lower than the NCI Average are indicated with an arrow:

1. Outcomes where the state is **significantly above** the NCI average are denoted with an up arrow ▲
2. Outcomes where the state is **significantly below** the NCI average are denoted with a down arrow ▼

For this report we round percentages to the nearest ten percent. To round, we look at the last digit in a number. If the digit is 5 or more, we "round up" to the next highest number with a zero. If the digit is 4 or less, we "round down" to the next lowest number with a zero.



For example:

If 87% of people say they choose their staff, we "round up" to 90%.

If 12% of people say they did not choose their staff, we "round down" to 10%.

This report can help people talk about services and supports. If you want more information, you can look up the full report at:

[www.nationalcoreindicators.org/resources/reports/](http://www.nationalcoreindicators.org/resources/reports/)



## Making Connections – Why Is Access to Healthcare Important?

It is important for people to be able to see healthcare professionals so they can stay healthy. Healthcare professionals are people like doctors, dentists, counselors and psychologists. For people with disabilities, it is important to feel comfortable seeing and talking to healthcare professionals. <sup>1</sup>

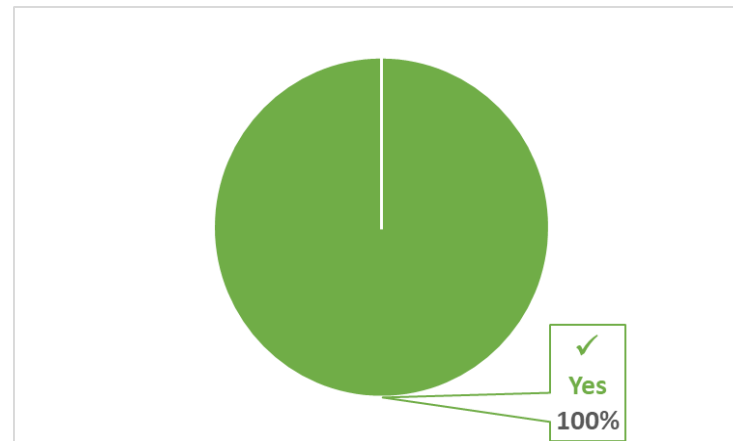
<sup>1</sup>. CDC. To Improve the Health and Wellness of Persons with Disabilities, 2005. Available from: [www.cdc.gov/ncbddd/disabilityandhealth/pdf/whatitmeanstoyou508.pdf](http://www.cdc.gov/ncbddd/disabilityandhealth/pdf/whatitmeanstoyou508.pdf)

# Healthcare access

NCI-IDD asks questions about how often people get regular health screenings and exams.



Do you have a primary care doctor or primary care practitioner? ▲



10 out of 10

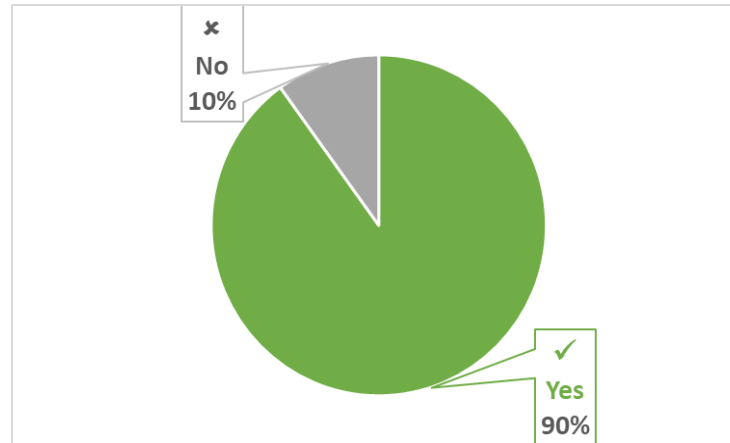


NCI-IDD tells us 10 out of every **10** people have a **primary care doctor or primary care practitioner**.

# Did you have an annual physical exam in the past year? ▲

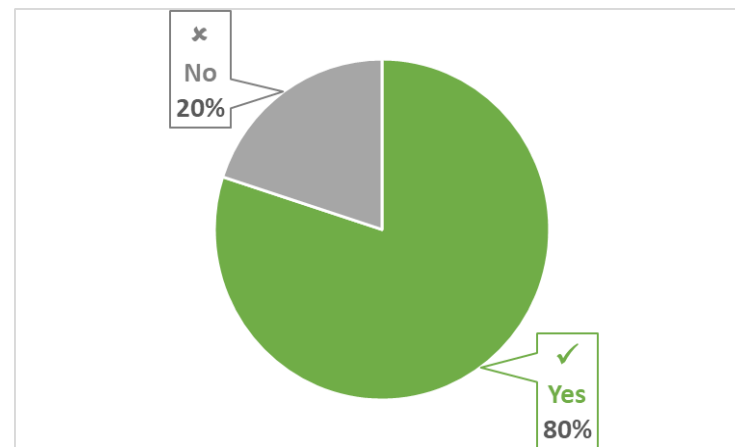


9 out of 10



NCI-IDD tells us 9 out of every **10** people had an annual physical exam in the past year.

Did you have a routine dental exam in the past year? ▲

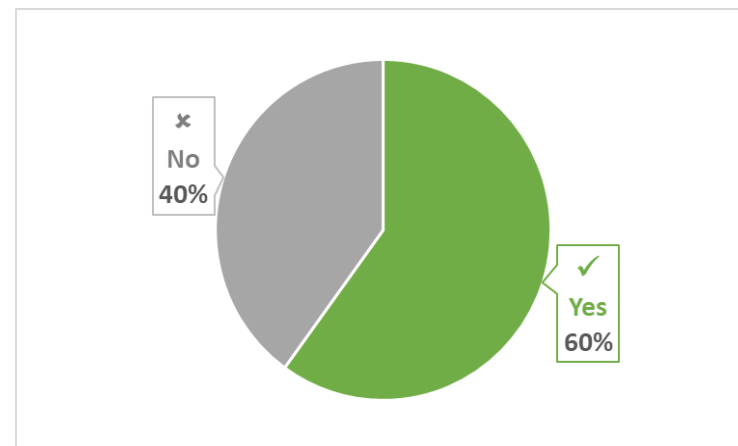



8 out of 10



NCI-IDD tells us 8 out of every **10** people had a routine dental exam in the past year.

Did you have an eye exam or vision screening in the past year? ▲



6 out of 10

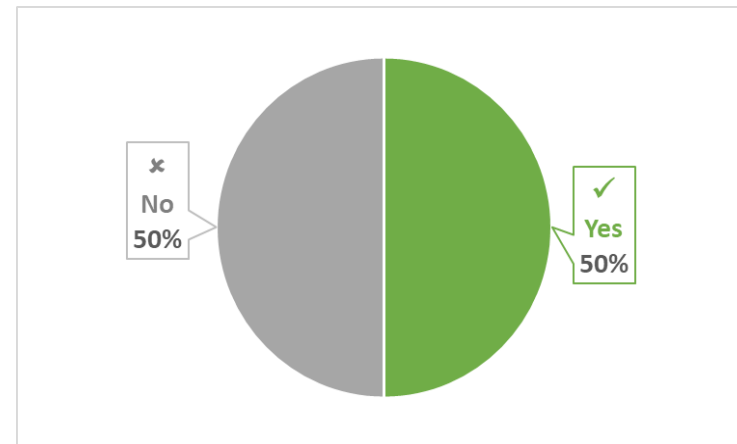


NCI-IDD tells us 6 out of every **10** people **had an eye exam or vision screening in the past year.**

# Did you have a hearing test in the past five years?

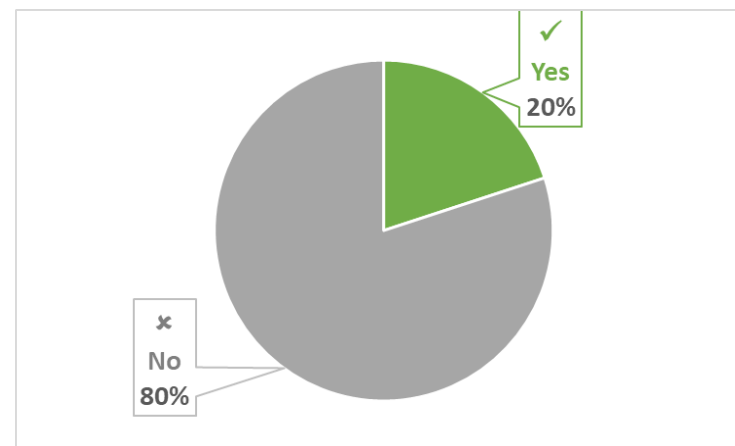


5 out of 10



NCI-IDD tells us 5 out of every **10** people said **had a hearing test in the past five years.**

# Did you have a flu vaccination in the past year? ▼



2 out of 10



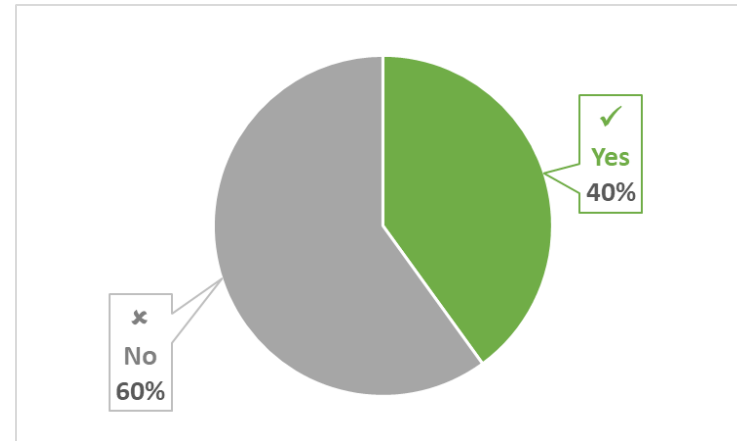
NCI-IDD tells us 2 out of every **10** people said they **had a flu vaccination in the past year.**

# Women's Health

NCI-IDD asks questions about important health screen tests that women should get when they are certain ages. These screenings are to test for cervical cancer (a “pap test”) and breast cancer (a “mammogram”).



If you are a woman who is 21 or older, have you had a pap test in the past three years? ▼

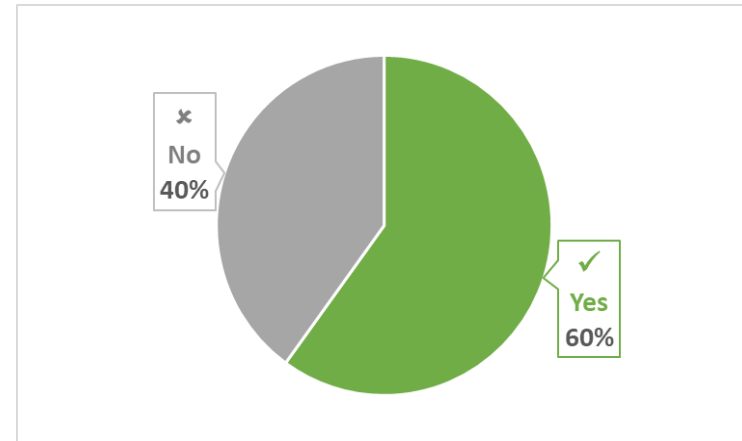


4 out of 10



NCI-IDD tells us 4 out of every **10** of women 21 and **had a pap test in the past three years.**

If you are a woman who is 40 or older, have you had a mammogram in the past two years?



6 out of 10



NCI-IDD tells us 6 out of every **10** women 40 and older **had a mammogram in the past two years.**



## What Did We Learn?

NCHIDD tell us about people in Colorado:

**99%** Have a primary care doctor or primary care practitioner ▲

**88%** Had an annual physical exam in the past year ▲

**83%** Had a routine dental exam in the past year ▲

**60%** Had an eye exam or vision screening in the past year ▲

**49%** Had a hearing test in the past five years

**22%** Had a flu vaccination in the past year ▼

**37%** Of women 21 and older had a pap test in the past three years ▼

**59%** Of women 40 and older had a mammogram in the past two years

# Learn More About Access to Healthcare in Colorado

- [Health First Colorado \(Colorado's Medicaid program\)](#)
- [Health First Colorado "Find a Provider" Tool](#)
- [HCPF Programs for Adults](#)
- [HCBS Waiver Critical Incident Reporting](#)
- [Consumer Directed Attendant Support Services \(CDASS\)](#)
- [Community Centered Boards \(CCBs\) Case Management Services](#)
- [Colorado National Core Indicator \(NCI\) Surveys](#)
- [Vital Research National Core Indicator webpage](#)
- [National Core Indicators Surveys for Colorado](#)
- [Developmental Disabilities Waiver \(DD\)](#)
- [Supported Living Services Waiver \(SLS\)](#)
- [Colorado Buy-In Program for Working Adults with Disabilities](#)

Have questions or comments, email us at: [Rachel.Newton@state.co.us](mailto:Rachel.Newton@state.co.us)