

What the NCI-IDD data tells us about

Community Participation in Colorado



**NATIONAL CORE
INDICATORS®**
NASDDDS & HSRI

For more information

Rachel Newton | Rachel.Newton@state.co.us

This report tells us about:

- What NCI-IDD tells us about people's participation in the community
- Why community participation is important
- Where to find out more about community participation in Colorado

What is NCI-IDD?

Each year, NCI-IDD asks people with intellectual and developmental disabilities (IDD) and their families how they feel about their lives and the services they get. NCI-IDD uses surveys so that the same questions can be asked to people in all NCI-IDD states.

Who is surveyed?

Each year people in many states take part in an NCI-IDD meeting. Every year a new group of people are asked to meet. During the meeting, people are asked the NCI-IDD survey questions. Questions are asked to the person who gets services from the state. For some questions, a family member, friend, or staff member who knows the person well can answer.

How are data shown?

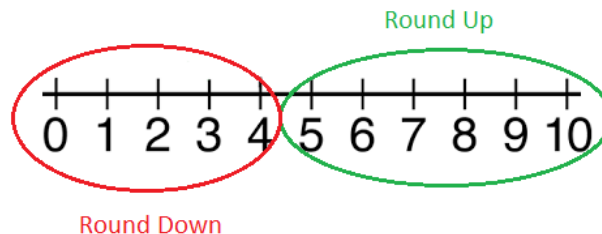
NCI-IDD asks questions about people's case management and staff. In this report we see how responsive they are to people's needs. There are questions to find out if people have choices in case management and staff, like, "does your service coordinator ask you what you want?"

Each page shows a different question and the answers. Each page also has a pie graph. It shows how many people said **yes** and how many said **no**. There are also words and stick figures that show how many **yes** and **no** answers there were for each question. The answers are whole numbers (like 60% or 90%).

This report includes Colorado's data compared to the weighted NCI Average. State outcomes that are statistically significantly higher or lower than the NCI Average are indicated with an arrow:

1. Outcomes where the state is **significantly above** the NCI average are denoted with an up arrow ▲
2. Outcomes where the state is **significantly below** the NCI average are denoted with a down arrow ▼

For this report we round percentages to the nearest ten percent. To round, we look at the last digit in a number. If the digit is 5 or more, we "round up" to the next highest number with a zero. If the digit is 4 or less, we "round down" to the next lowest number with a zero.



For example:

If 87% of people say they choose their staff, we "round up" to 90%.

If 12% of people say they did not choose their staff, we "round down" to 10%.

This report can help people talk about services and supports. If you want more information, you can look up the full report at:

www.nationalcoreindicators.org/resources/reports/



Making Connections – Why Is Community Participation Important?

Everybody has things they like to do in their communities—like going to the park, riding a bike, going to see a movie, eating in a restaurant or shopping at the mall. Spending time outside your home helps you to meet new friends, get exercise, and discover new things. Sometimes people like to go out with friends and sometimes with family. How much time you spend outside your home should depend on what and when you like to do things.

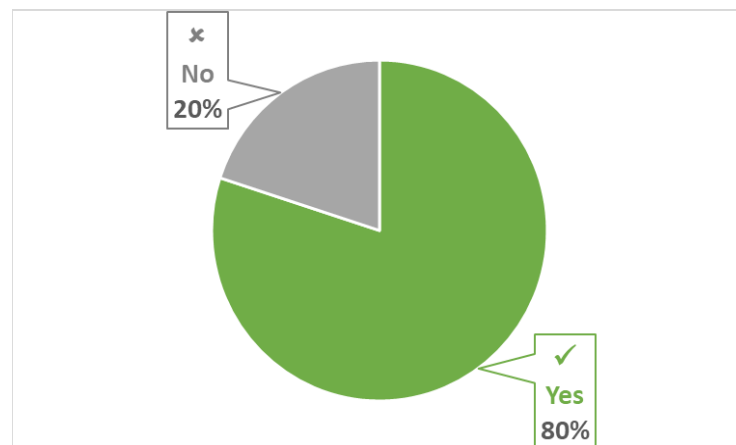
Being in the Community

NCI-IDD asks people about the kinds of places they go in the community. People are asked about what they have done in the past month. For these questions, we want to know if people are spending time around people who do not have disabilities.

We also ask if people want to do things in the community more, less or about the same. In this report, we show how many people say they want to go the same amount.



Did you go shopping at least once last month? ▲




8 out of 10

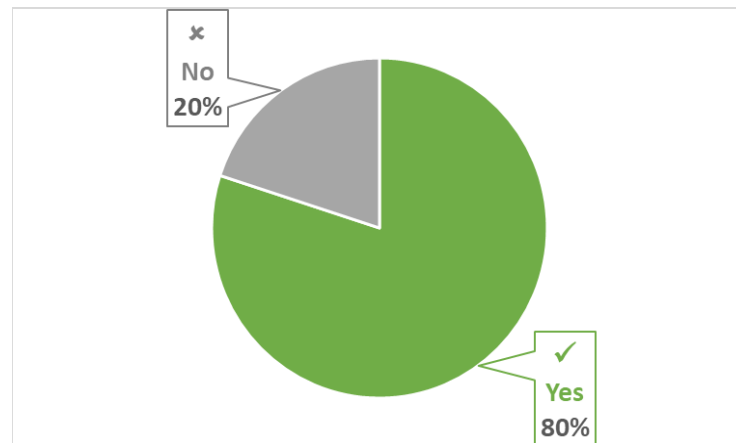


NCI-IDD tells us 8 out of every 10 people said **they went shopping at least once last month.**

Did you go out on errands or appointments at least once last month? ▲




8 out of 10

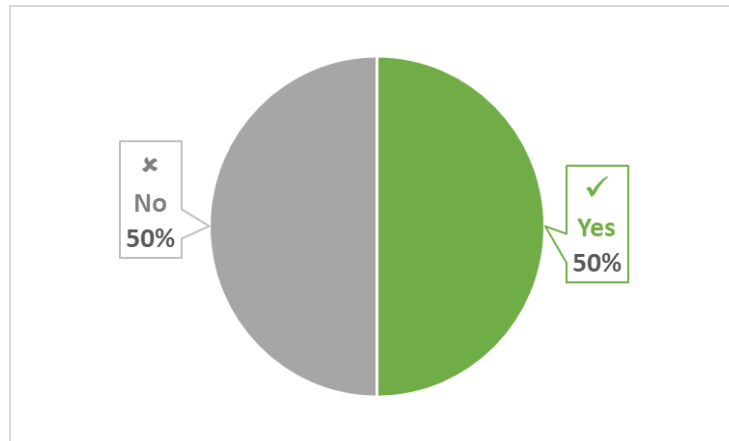


NCI-IDD tells us 8 out of every 10 people said **they went out on errands or appointments at least once last month.**

Did you go out for entertainment at least once in the last month? ▲

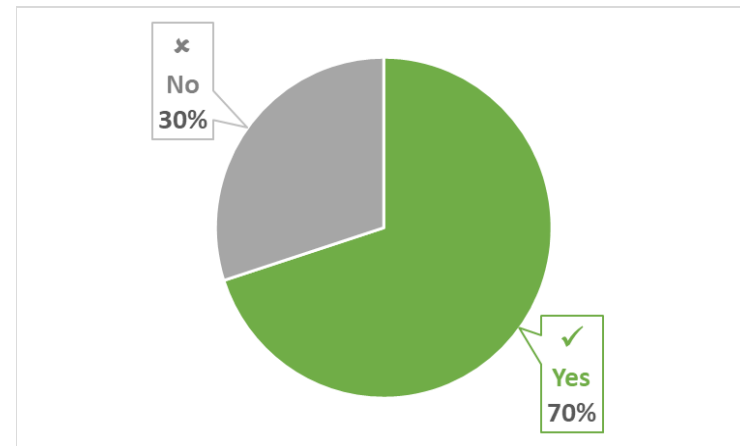


5 out of 10



NCI-IDD tells us 5 out of every **10** people said **they went out for entertainment at least once in the last month.**

Did you go out to a restaurant or coffee shop at least once in the last month? ▲

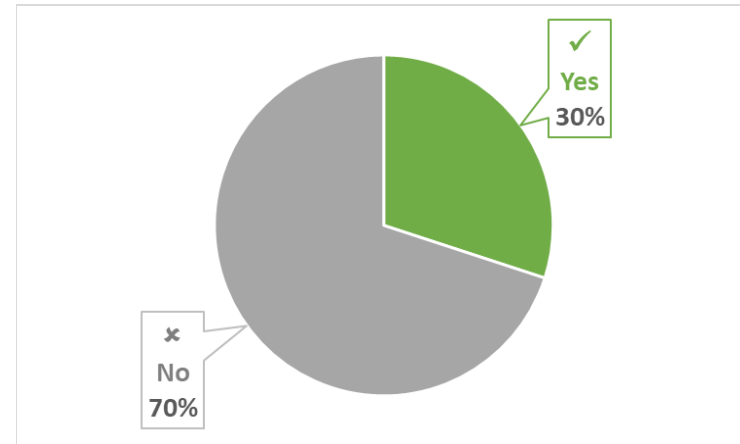


7 out of 10



NCI-IDD tells us 7 out of every 10 people said **they went out to a restaurant or coffee shop at least once in the last month.**

Did you go to a religious service or spiritual practice at least once in the last month?



3 out of 10

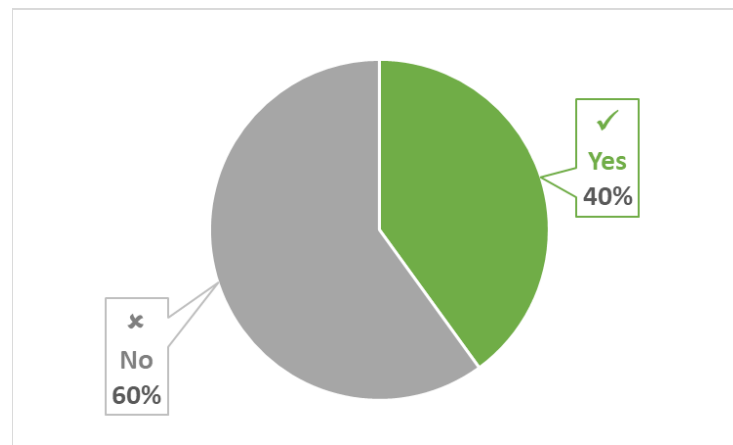


NCI-IDD tells us 3 out of every 10 people said **they went to a religious service or spiritual practice at least once in the last month.**

Are you a part of any community groups? ▲

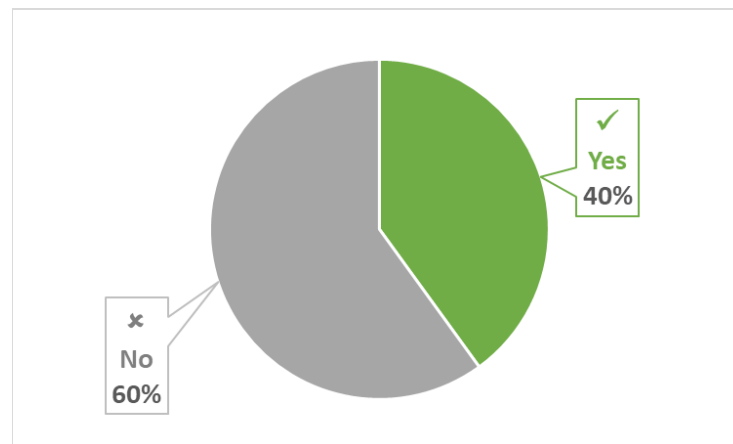



4 out of 10



NCI-IDD tells us 4 out of every **10** people said **they** are a **part of a community group**.

In the past year, did you go away on vacation? ▲




4 out of 10

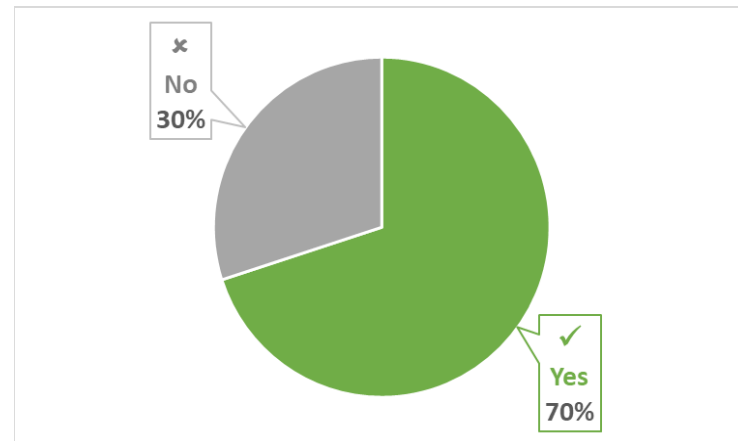


NCI-IDD tells us 4 out of every **10** people said **they went away on vacation in the past year.**

Are you able to go out and do the things you like to do in the community? ▼




7 out of 10

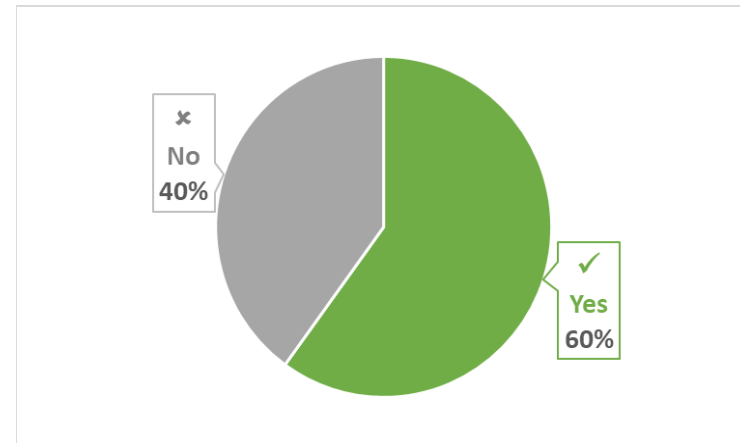


NCI-IDD tells us 7 out of every 10 people said **they are able to go out and do the things they like to do in the community.**

Do you get to do the things you like to do as much as you want to? ▼

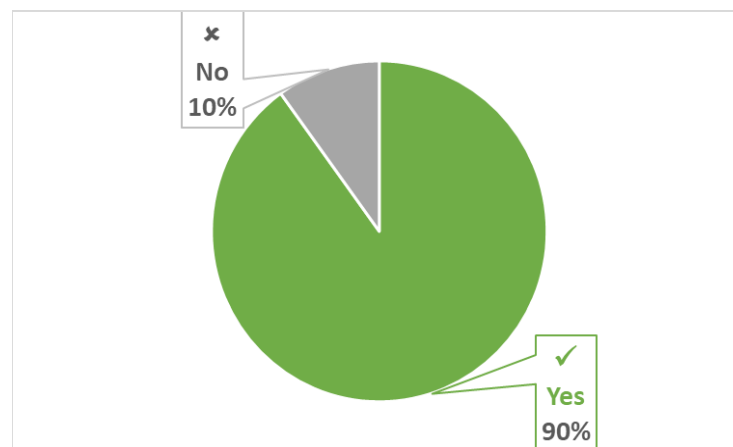


6 out of 10



NCI-IDD tells us 6 out of every **10** people said **they get to do the things they like to do as much as they want to.**

Do you have a way to get to places you need to go?

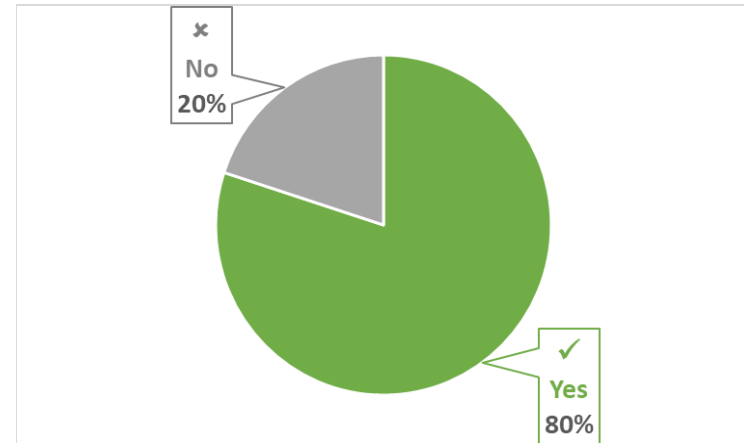



9 out of 10



NCI-IDD tells us 9 out of every **10** people said **they have a way to get places they need to go.**

Are you able to get to places when you want to do something outside your home, like going out to see friends, for entertainment, or to do something fun?



8 out of 10



NCI-IDD tells us 8 out of every **10** people said **they are able to get to places when they want to do something outside of their home.**

What Did We Learn?

NCH-DD tell us about people in Colorado:



76% Went shopping at least once last month ▲

82% Went on errands or appointments at least once last month ▲

47% Went out for entertainment at least once last month ▲

67% Went out to a restaurant or coffee shop at least once last month ▲

28% Went to a religious service or spiritual practice at least once last month

35% Are a part of a community group ▲

37% Went away on vacation in the past year ▲

67% Are able to go out and do the things they like to do in the community ▼

60% Get to do the things they like to do as much as they want to ▼

92% Have a way to get places they need to go

83% Are able to get to places when they want to do something outside of their home

Learn More About Community Participation in Colorado

- [Health First Colorado \(Colorado's Medicaid program\)](#)
- [Health First Colorado "Find a Provider" Tool](#)
- [HCPF Programs for Adults](#)
- [HCBS Waiver Critical Incident Reporting](#)
- [Consumer Directed Attendant Support Services \(CDASS\)](#)
- [Community Centered Boards \(CCBs\) Case Management Services](#)
- [Colorado National Core Indicator \(NCI\) Surveys](#)
- [Vital Research National Core Indicator webpage](#)
- [National Core Indicators Surveys for Colorado](#)
- [Developmental Disabilities Waiver \(DD\)](#)
- [Supported Living Services Waiver \(SLS\)](#)
- [Colorado Buy-In Program for Working Adults with Disabilities](#)

Have questions or comments, email us at: Rachel.Newton@state.co.us