

What the NCI-IDD data tells us about

# People's Choices and Satisfaction in Colorado



**NATIONAL CORE  
INDICATORS®**  
NASDDDS & HSRI

For more information

Rachel Newton | [Rachel.Newton@state.co.us](mailto:Rachel.Newton@state.co.us)

## This report tells us about:

- What NCI-IDD tells us about the choices people make
- Why choice is important
- Where to find out more about choices in Colorado

## What is NCI-IDD?

Each year, NCI-IDD asks people with intellectual and developmental disabilities (IDD) and their families how they feel about their lives and the services they get. NCI-IDD uses surveys so that the same questions can be asked to people in all NCI-IDD states.

## Who is surveyed?

Each year people in many states take part in an NCI-IDD meeting. Every year a new group of people are asked to meet.

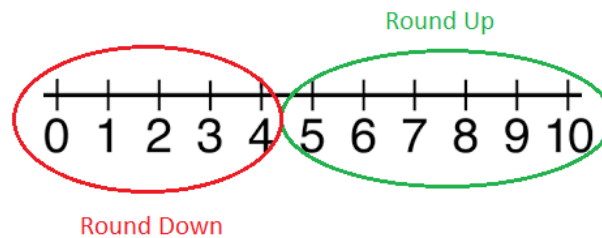
During the meeting, people are asked the NCI-IDD survey questions. Questions are asked to the person who gets services from the state. For some questions, a family member, friend, or staff member who knows the person well can answer.

# How are data shown?

NCI-IDD asks questions about people's case management and staff. In this report we see how responsive they are to people's needs. There are questions to find out if people have choices in case management and staff, like, "does your service coordinator ask you what you want?"

Each page shows a different question and the answers. Each page also has a pie graph. It shows how many people said **yes** and how many said **no**. There are also words and stick figures that show how many **yes** and **no** answers there were for each question. The answers are whole numbers (like 60% or 90%).

For this report we round percentages to the nearest ten percent. To round, we look at the last digit in a number. If the digit is 5 or more, we "round up" to the next highest number with a zero. If the digit is 4 or less, we "round down" to the next lowest number with a zero.



For example:

If 87% of people say they choose their staff, we "round up" to 90%.

If 12% of people say they did not choose their staff, we "round down" to 10%.

This report can help people talk about services and supports. If you want more information, you can look up the full report at:  
[www.nationalcoreindicators.org/resources/reports/](http://www.nationalcoreindicators.org/resources/reports/)



## Making Connections – Why Is Choice Important?

People make decisions about small things, like what to have for dinner or when to go to bed, or about big things like where to live and who to live with. People with disabilities should be able to make the same kinds of decisions as everybody else. Like most of us, people with disabilities may want some help making decisions. If given the right information and support, people with disabilities should be able to make life choices—the small ones and the big ones.<sup>1</sup>

---

<sup>1</sup> <https://autisticadvocacy.org/wp-content/uploads/2016/02/Easy-Read-OSF-For-Families-v3.pdf>

# Work and Day Program

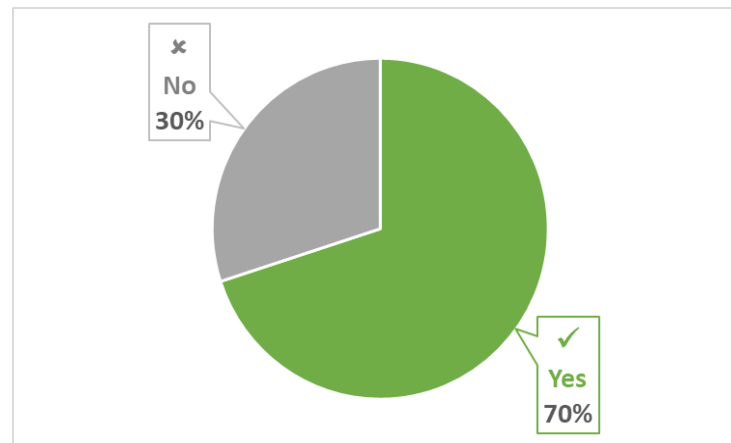
NCI-IDD asks questions about who chooses what people do during the day. A person can either answer that they chose by themselves, that they has some say in the choice (we call that “input”), or that someone else chose for them.



If you go to a day program or workshop, did you choose or have some input in choosing where you go?



7 out of 10

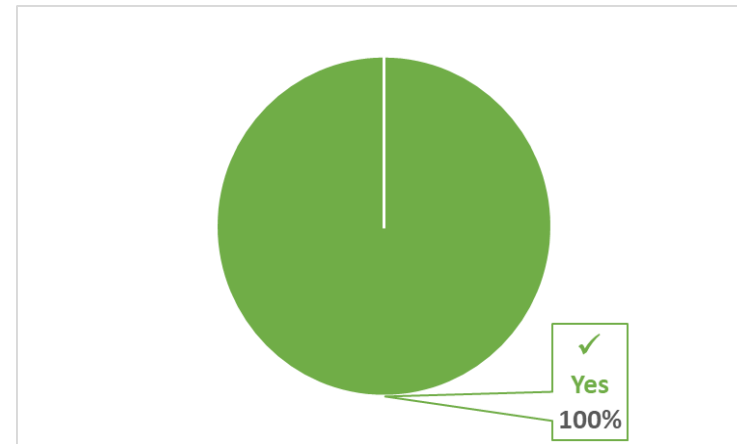


NCI-IDD tells us 7 out of every **10** people who go to a day program or workshop said **they chose or had some input in choosing where they go.**

If you have a paid community job, did you choose or have some input in choosing your paid community job?



10 out of 10

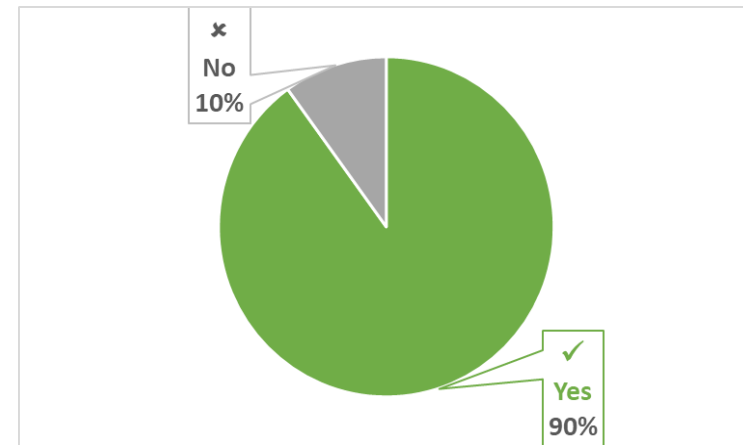


NCI-IDD tells us 10 out of every **10** people with a paid community job said **they chose or had some input in choosing their paid community job.**

# If you have a paid community job, do you like working there?



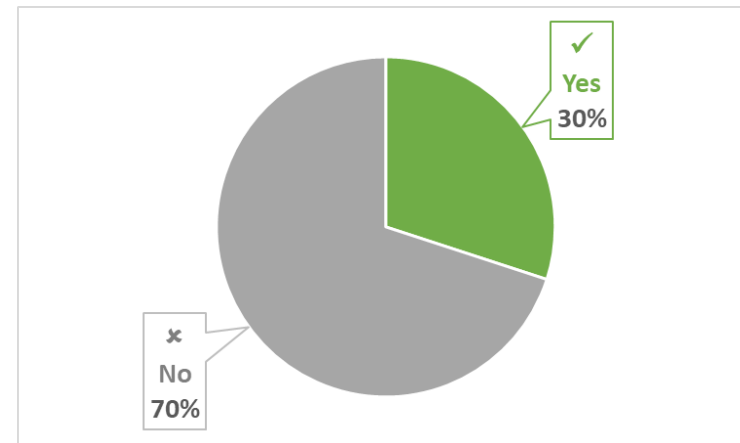
9 out of 10



NCI-IDD tells us 9 out of every **10** people who have a paid community job said **they like where they work.**



If you have a paid community job, would you like to work somewhere else?



3 out of 10



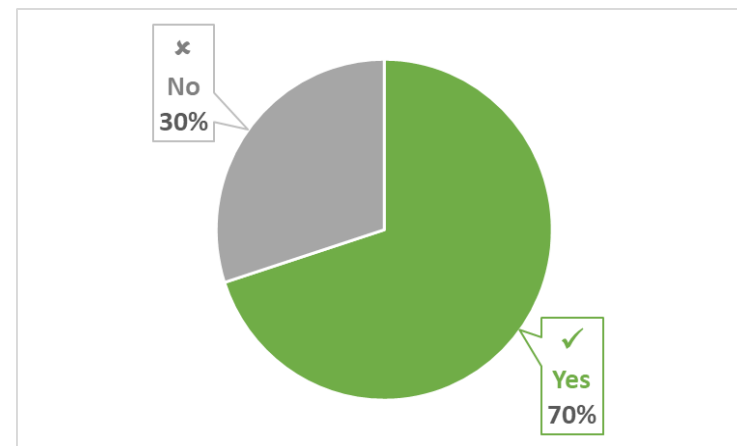
NCI-IDD tells us 3 out of every **10** people who have a paid community job said **they would like to work somewhere else.**

# Home

NCI-IDD asks questions about choices they make about where they live. A person can either answer that they chose by themselves, that they has some say in the choice (we call that “input”), or that someone else chose for them.



# Did you choose or have some input in choosing where you live?

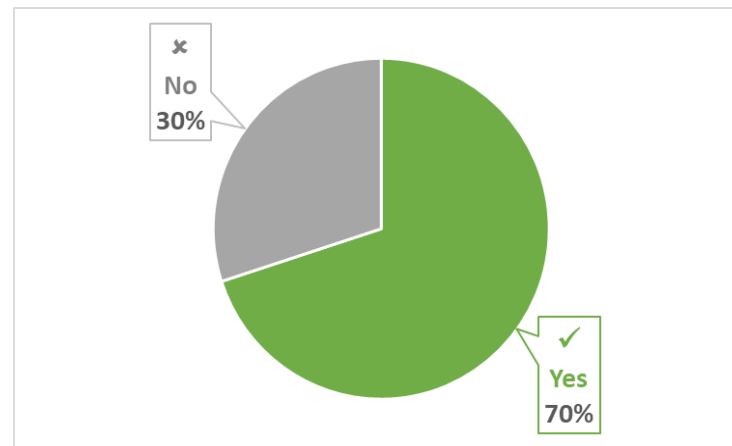


7 out of 10



NCI-IDD tells us 7 out of every **10** people said **they chose or had some input in choosing where they live.**

# Did you choose or have some input in choosing who you live with or choose to live alone?



7 out of 10

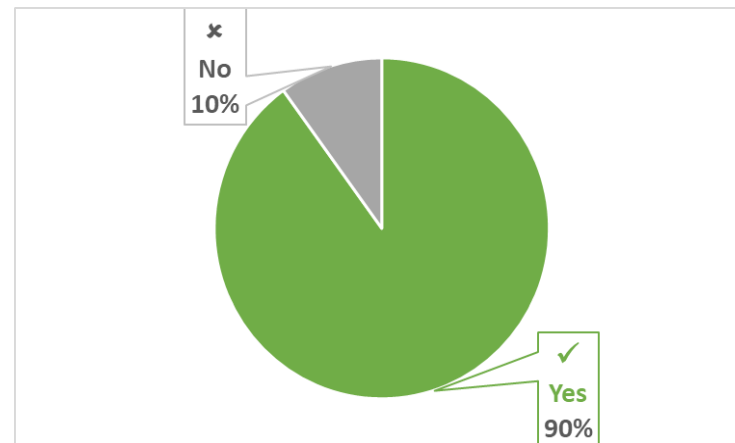


NCI-IDD tells us 7 out of every **10** people said **they chose or had some input in choosing who they live with or they chose to live alone.**

# Do you like your home or where you live?

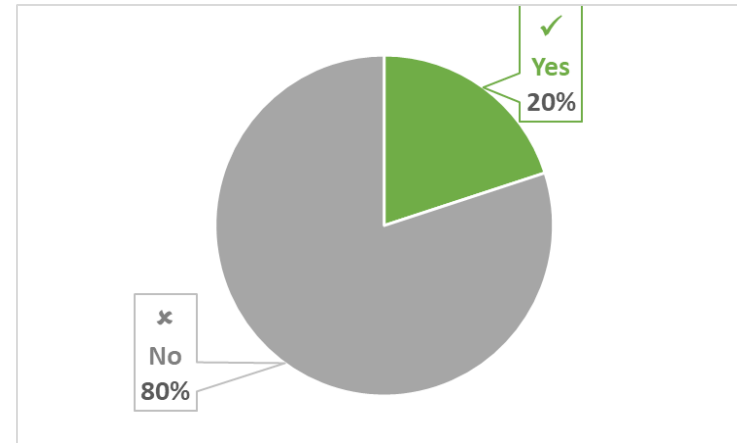


9 out of 10



NCI-IDD tells us 9 out of every **10** people said **they like their home or where they live.**

# Would you like to live somewhere else?



2 out of 10



NCI-IDD tells us 2 out of every **10** people said **they would like to live somewhere else.**

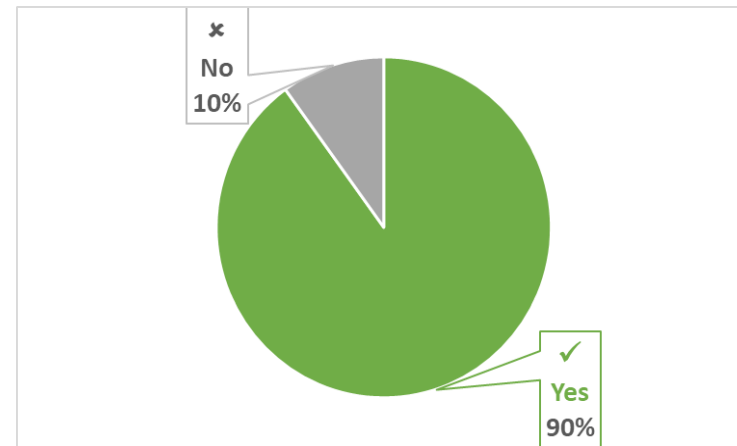


# Everyday Choices

NCI-IDD asks questions about choices people might make in their everyday lives every day. Things like choosing how to spend free time, who decides their daily schedule, and if they can choose how to use spending money. NCI-IDD also asks if people feel like they have enough choice with some of those decisions.



# Do you decide, or have help deciding, your daily schedule?



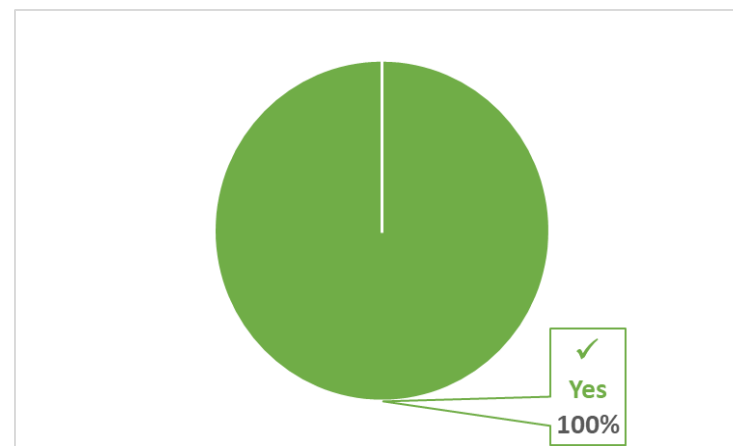
9 out of 10




NCI-IDD tells us 9 out of every **10** people said they **decide or have help deciding** their daily schedule.



# Do you have enough choice in your daily schedule?




10 out of 10

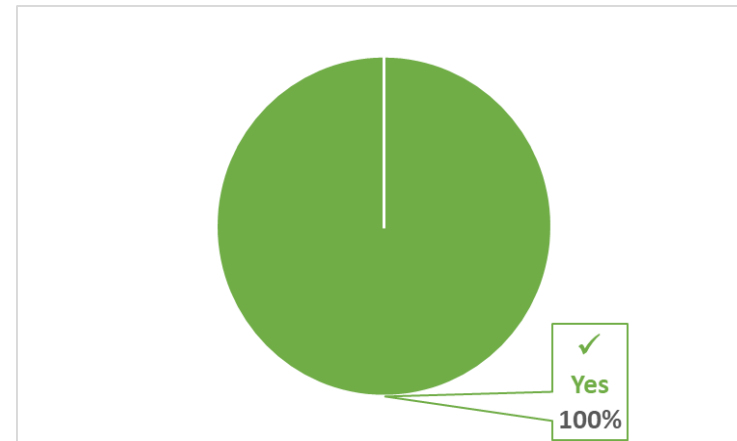



NCI-IDD tells us 10 out of every **10** people said they **have enough choice in their daily schedule.**

# Do you decide, or have help deciding, how you spend your free time?



10 out of 10

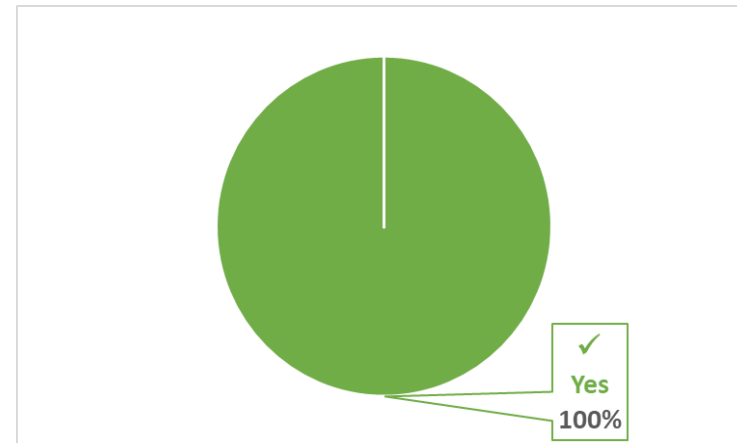



NCI-IDD tells us 10 out of every **10** people said **they decide or have help deciding how they spend their free time.**

# Do you have enough choice about what to do in your free time?

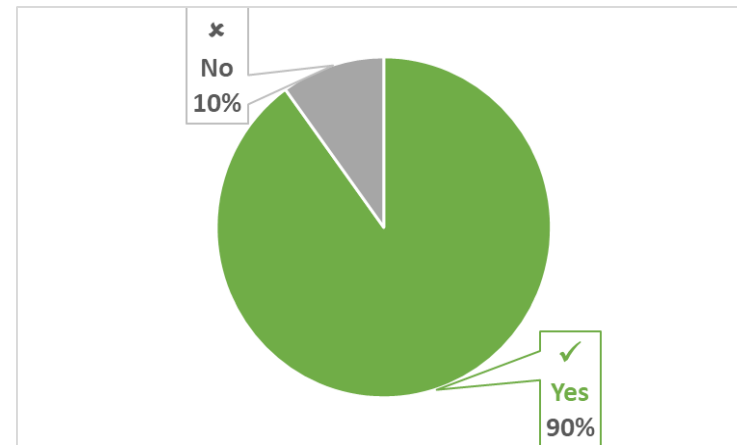


10 out of 10



NCI-IDD tells us 10 out of every **10** people said **they have enough choice in their free time.**

# Do you choose or have help choosing what to buy with your spending money?



9 out of 10



NCI-IDD tells us 9 out of every **10** people said **they choose or have help choosing what to buy with their spending money.**

## What Did We Learn?



NCI-IDD tell us about people in Colorado:

**68%** Who go to a day program or workshop chose or had some input in choosing where they go.

**95%** With a paid community job said they chose or had some input in choosing their job

**93%** Who have a paid community job like where they work

**25%** Who have a paid community job would like to work somewhere else

**74%** Chose or had some input in choosing where they live

**67%** Chose or had some input in choosing who they live with or they chose to live alone

**90%** Like their home or where they live

**23%** Would like to live somewhere else

**88%** Decide or have help deciding their daily schedule

**96%** Have enough choice in their daily schedule

**95%** Decide or have help deciding how to spend their free time

**97%** Have enough choice in how they spend their free time

**92%** Choose or have help choosing what to buy with their spending money

# Learn More About Choice and Satisfaction in Colorado

- Health First Colorado (Colorado's Medicaid program)
- [Health First Colorado "Find a Provider" Tool](#)
- [HCPF Programs for Adults](#)
- [HCBS Waiver Critical Incident Reporting](#)
- [Consumer Directed Attendant Support Services \(CDASS\)](#)
- [Community Centered Boards \(CCBs\) Case Management Services](#)
- [Colorado National Core Indicator \(NCI\) Surveys](#)
- [Vital Research National Core Indicator webpage](#)
- [National Core Indicators Surveys for Colorado](#)
- [Developmental Disabilities Waiver \(DD\)](#)
- [Supported Living Services Waiver \(SLS\)](#)
- [Colorado Buy-In Program for Working Adults with Disabilities](#)

Have questions or comments, email us at: [Rachel.Newton@state.co.us](mailto:Rachel.Newton@state.co.us)