

Colorado SHS Program Highlights

★ Fiscal Year 2022-23 ★

The School Health Services (SHS) Program participants receive federal matching funds for the health services provided to public school students enrolled in Health FirstColorado.



COLORADO
School Health Services Program

86

School districts participating in CO's SHS Program

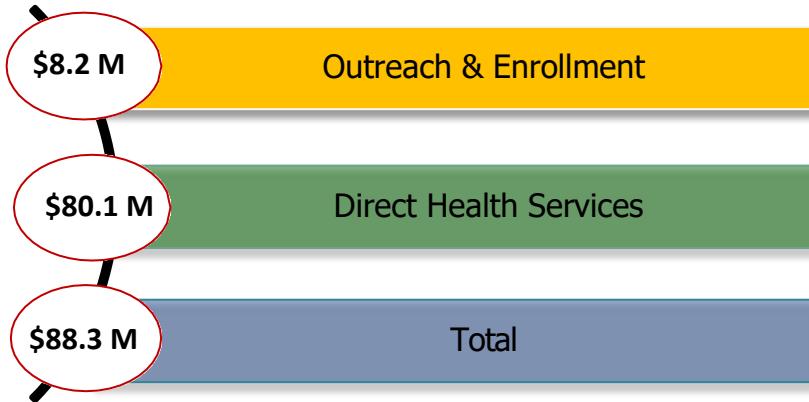


Over **87%** of total student population in CO

Types of services reimbursed:

Physician · Nursing · Personal Care · Psychology, Counseling and Social Work · Speech Language and Hearing · Occupational Therapy · Physical Therapy · Specialized Transportation

SHS Program Reimbursement Dollars Received in Fiscal Year 2022-23 by School Districts



Top State Spending Priorities



Mental Health Services



Nursing Services



Special Services Providers



Case Management for Student and Family Care Coordination

HOW COLORADO SCHOOL DISTRICTS USED THEIR REIMBURSEMENT DOLLARS

Participating districts/BOCES are required to develop a Local Services Plan based on community input to determine priorities and how funds will be allocated to health services to all students in the school district



899 Full Time Staff Supported by the SHS Program



- ✓ Outreach & Enrollment Specialists
- ✓ Special Service Providers
- ✓ School Psychologists
- ✓ Social Workers

\$27.7 Million on Nursing Services

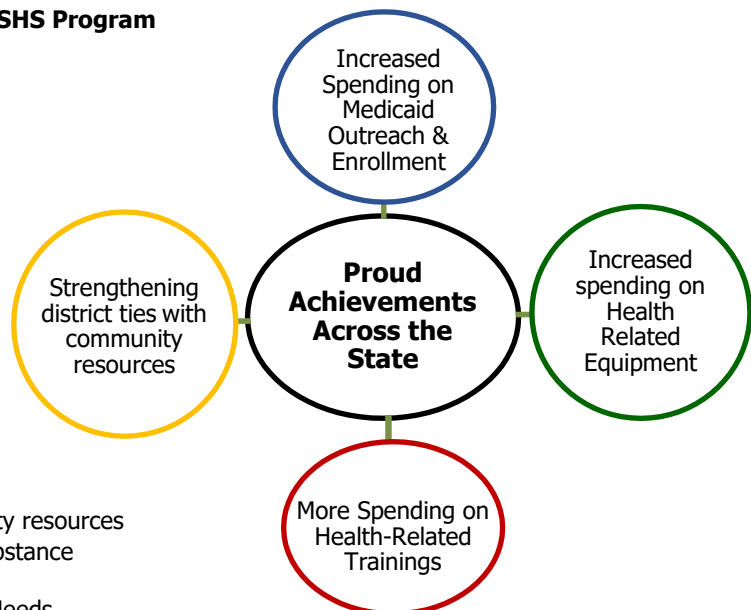


- ✓ Registered Nurses (RNs), Licensed Practical Nurses (LPNs), Clinic Aides, Certified Health Aides, etc.
- ✓ Nursing related equipment and supplies for nurse office
- ✓ Trainings provided by nurses

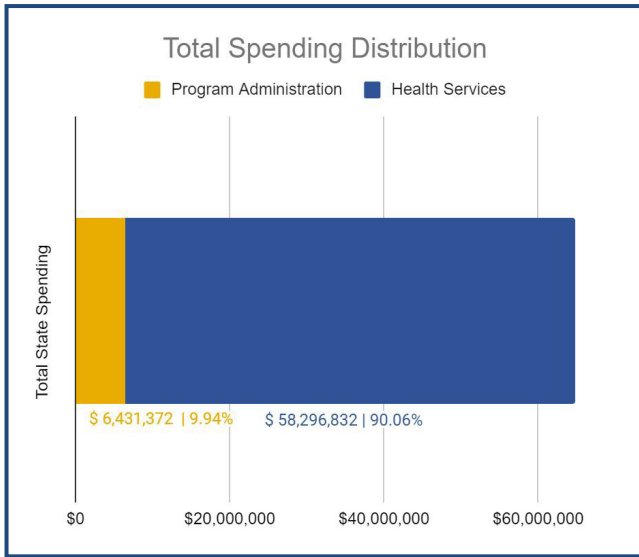
\$13.4 Million on Mental, Social & Emotional Health



- ✓ Vouchers increasing access to community resources
- ✓ Trainings including crisis prevention, substance abuse, life skills, and suicide prevention
- ✓ Care Coordination for social/emotional Needs



Reimbursement Spending Report State Data Overview



Data Charts on this page

(Left) Total spending on costs relating to administering the program and costs relating to providing health services.

(Below) District/BOCES spending and FTE count by health service category.

(Bottom of Page) Total historical spending by districts/BOCES over a 5-year period.

