

Colorado SHS Program Highlights

★ Fiscal Year 2020-21 ★

The School Health Services (SHS) Program participants receive federal matching funds for the health services provided to public school students enrolled in Health First Colorado.



COLORADO
School Health Services Program

77

School districts participating in CO's SHS Program

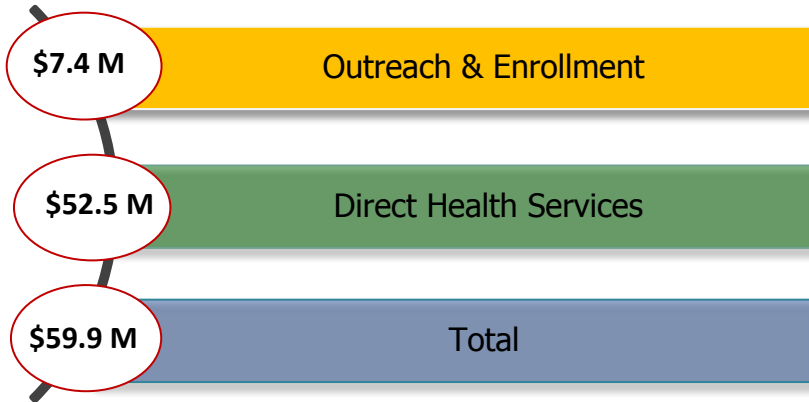


Over **84%** of total student population in CO

Types of services reimbursed:

Physician · Nursing · Personal Care · Psychology, Counseling and Social Work · Speech Language and Hearing · Occupational Therapy · Physical Therapy · Specialized Transportation

SHS Program Reimbursement Dollars for Fiscal Year 2020-21 for Colorado School Districts



Top State Spending Priorities

- Mental Health Services
- Nursing Services
- Screenings and Assessments for Vision and Hearing
- Case Management for Student and Family Care Coordination
- Transportation

HOW COLORADO SCHOOL DISTRICTS USE THEIR SHS PROGRAM MONEY

Participating districts are required to develop a Local Services Plan based on community input to determine priorities and how funds will be allocated to health services to all students in the school district

909 Full Time Staff Supported by the SHS Program



- ✓ Nurses
- ✓ Clinic Aids
- ✓ Social Workers
- ✓ Mental Health Specialist



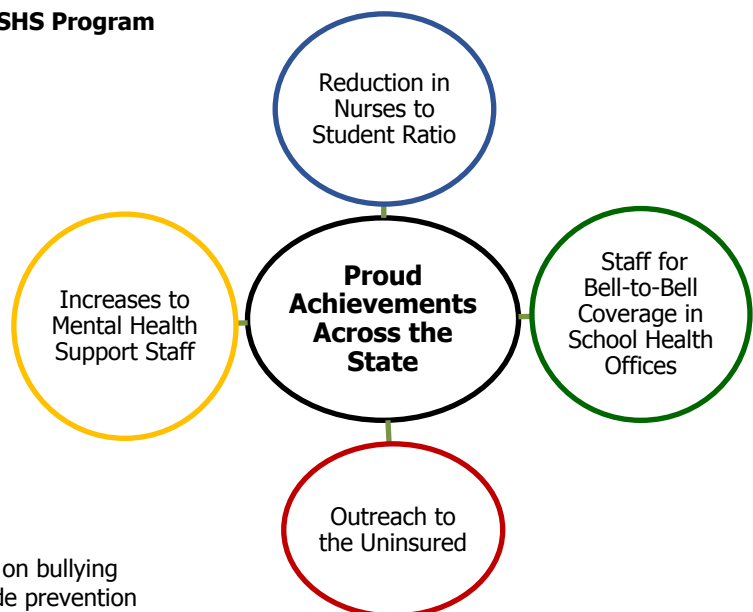
\$4.29 Million on Health-Related Equipment, Materials, & Supplies

- ✓ Wheelchairs and cots for School Clinics
- ✓ New audiology/visual equipment, including repairs/calibration
- ✓ Training-related materials for CPR/First Aid classes

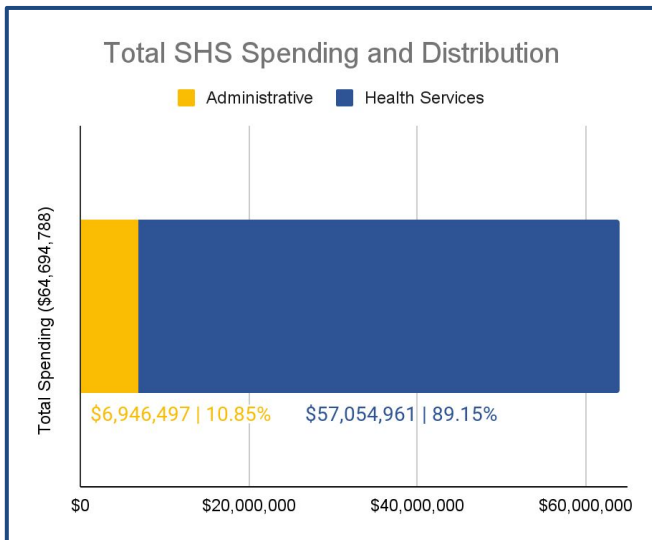


\$13.25 Million on Mental, Social & Emotional Health

- ✓ Expanded mental health services
- ✓ Other trainings including those focused on bullying prevention, substance abuse, and suicide prevention
- ✓ Care Coordination for Social/Emotional Needs



Reimbursement Spending Report State Data Overview



Data Charts on this page

(Left) Total spending on costs relating to administering the program and costs relating to providing health services.

(Below) District/BOCES spending and FTE count by health service category.

(Bottom of Page) Total historical spending by districts/BOCES over a 10-year period.

