



Colorado State/County Districting Advisory Group

Group: Meeting #2
12/11/25



COLORADO
Department of Health Care
Policy & Financing



COLORADO
Department of Human Services



Agenda

- Welcome (Minna/Rachel) 12:00-12:15
- Wisconsin Q&A (Abby) 12:15-1:15
- BREAK 1:15-1:30
- CBMS Q&A (Nina) 1:30-2:30
- Discussion: County District Response (Jerene) 2:30-3:15
- County Allocations and Districts (Shelley/Josh/Jerene) 3:15-3:45
- Conclusion (Jerene/Minna/Rachel) 3:45-4:00

Note: This Presentation is a Deliberate Work Product for State and Senior County Leadership Only





Wisconsin Q&A

Join Us: Colleagues from Wisconsin


Jonelle Brom, Wisconsin State SNAP
Representative
Kathy Welke, Operational Lead from
Eau Claire County within the Great
Rivers Consortium

Meeting Link: meet.google.com/ryh-egkv-oui



Break





COLORADO
Department of Human Services

COLORADO
Department of Health Care
Policy & Financing

Technology Discussion



What are the biggest challenges you foresee with trying to implement these initiatives?

What technology changes need to be in place?

What operational changes need to be in place?

What needs to change in order for counties to share work across a wider region? How will the technology used to complete, assign and track work need to change to support this operating model?

What do you see is needed to move to centralized document processing?

What is needed on the county-side?

What is needed on the state-side?

What do you see is needed to move to a centralized call center?

What is needed on the county-side?

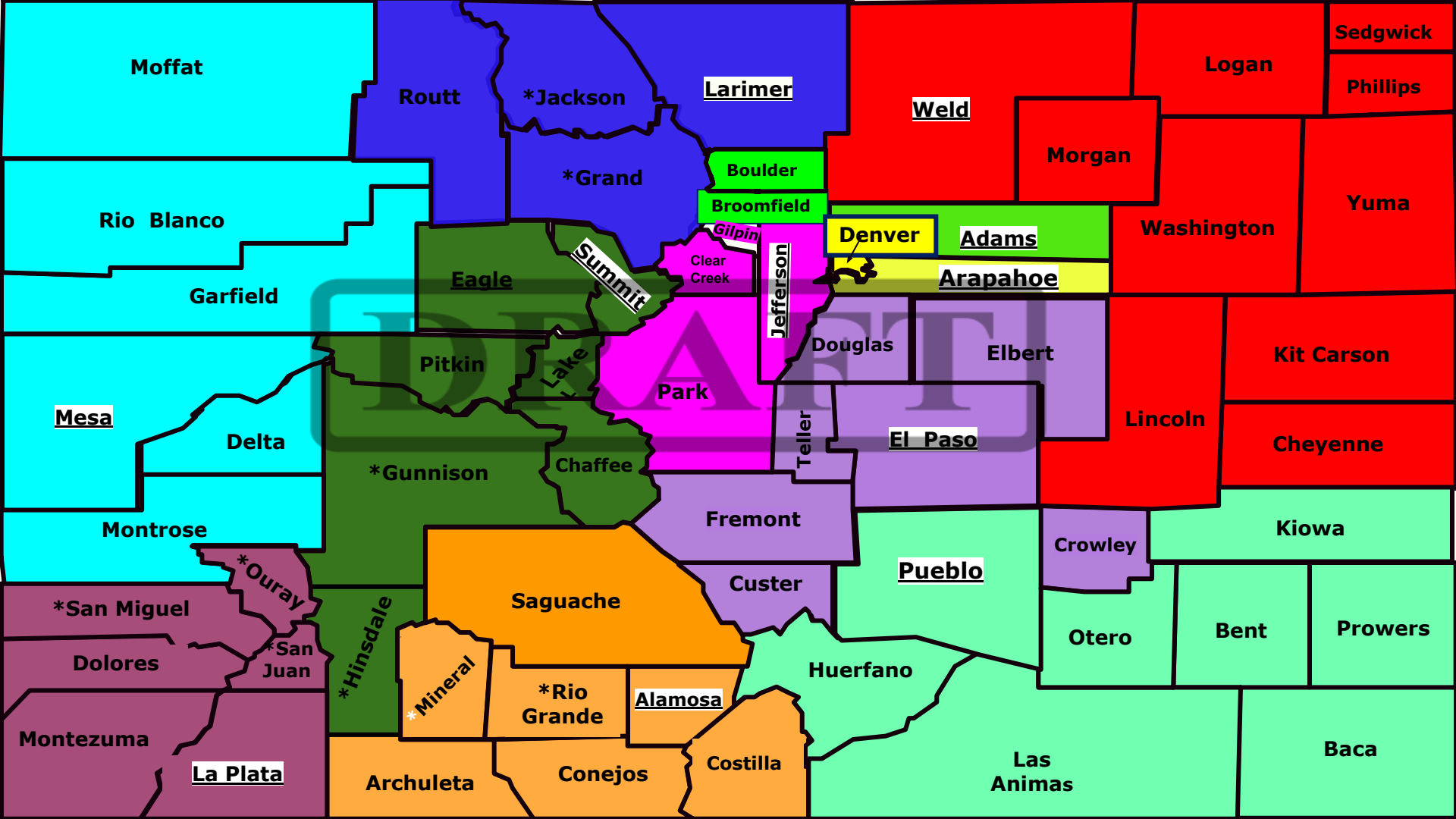
What is needed on the state-side?

As we plan for rolling out a CBMS replacement solution in phases, where are reasonable break points between work that would allow some work to be completed on the new system vs old system, that would minimize disruption to workflows?



Discussion: County District Response





Potential Districts/Phasing

Phase 1 Districts: Launch July 2026, 25% Caseload

- Southern Front Range: El Paso (Potential District Hub); Crowley; Custer; Douglas; Elbert; Fremont; Teller
- Northeast: Weld (Potential District Hub); Cheyenne; Kit Carson; Lincoln; Logan; Morgan; Phillips; Sedgwick; Washington; Yuma

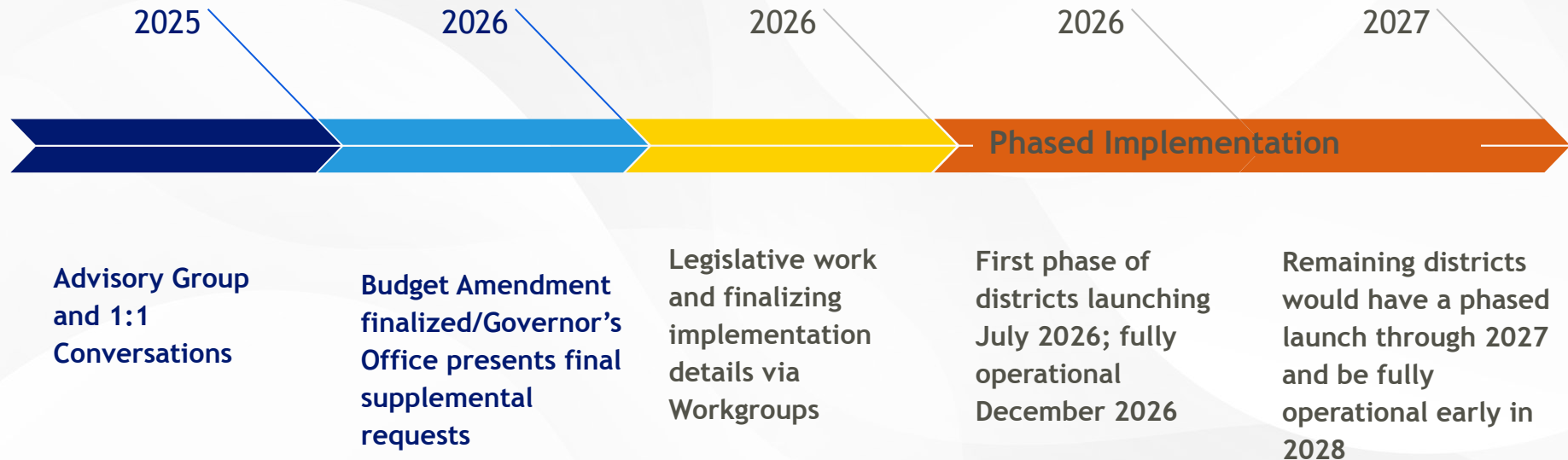
Phase 2 Districts: Launch Spring 2027, 40% Caseload


- South Metro: Arapahoe (Potential District Hub); Denver
- Foothills: Jefferson (Potential District Hub); Clear Creek; Gilpin; Park
- Central Mountains: Summit (Potential District Hub); Chaffee; Eagle; Gunnison; Hinsdale; Lake; Pitkin
- Southwest: La Plata (Potential District Hub); Dolores; Montezuma; Ouray; San Juan; San Miguel
- San Luis Valley: Alamosa (Potential District Hub); Archuleta; Conejos; Costilla; Mineral; Rio Grande; Saguache

Phase 3 Districts: Summer 2027, 35% Caseload


- Northern: Larimer (Potential District Hub); Grand; Jackson; Routt
- Southeast: Pueblo (Potential District Hub); Baca; Bent; Huerfano; Kiowa; Las Animas; Otero; Prowers
- Southwest: Mesa (Potential District Hub); Delta; Garfield; Moffat; Montrose; Rio Blanco
- North Metro: Adams (Potential District Hub); Boulder; Broomfield

Proposed District Timeline





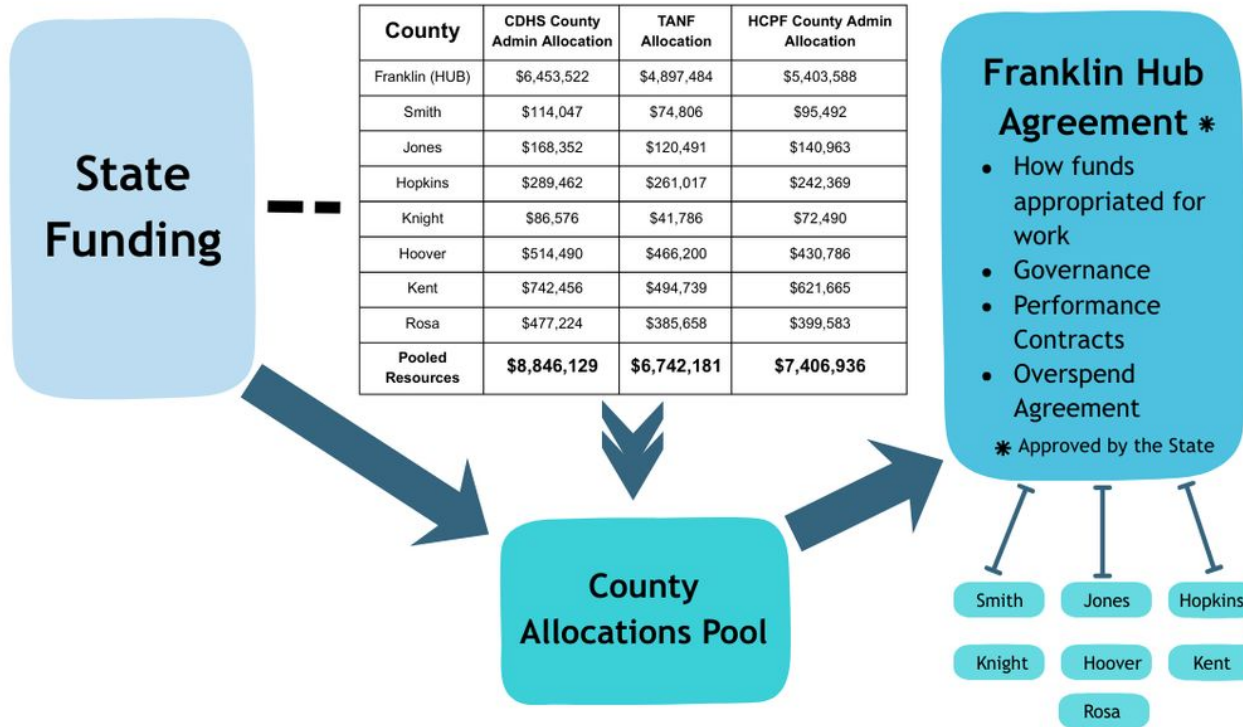
County Allocations and Districts, Part 1



Background Information

- Our cost modeling using county spending for SNAP and Medicaid shows that the administrative allocation cost of processing eligibility cases can vary almost sixfold from one county to another, ranging from \$87 to \$510. (*TANF does not have a cost per case and therefore was not included in the analysis.*)
- SNAP modeling also shows Colorado spends \$52.90 per case, compared with \$33.58 in regionalized systems – a \$19.31 difference, or about \$69M in additional annual costs. ([SNAP Activity Report, 2023, Table 9](#))
- Fragmentation also leads to inconsistent accuracy and timeliness, increasing the risk of federal penalties, such as Medicaid clawbacks (e.g., \$9.3M for every 0.1% change in the error rate).
- Colorado's FY 2024 PER is 9.97%, slightly better than the national average (10.93%) but above the 6% threshold. Unless addressed, Colorado could face penalties of up to \$140M/year.

Franklin Hub Example



Questions?





COLORADO
Department of Human Services

COLORADO
Department of Health Care
Policy & Financing

Meeting Wrap-up



Meeting Wrap-up

- Follow-up Materials
 - For County Directors - Talking Points (available Friday, 12/11) and FAQ
 - For Legislators, Commissioners and Other Stakeholders - Overview/Fact Sheet for Districts Concepts
- Prep for Meeting #3
 - Discuss: In-Person logistics
 - Questions, Comments, Concerns, Suggestions

For Reference: County by County Enrollment/Caseload Information

Health First Colorado (Medicaid) & Child Health Plan *Plus* (CHP+)
enrollment - updated monthly available on
[Colorado.gov/hcpf/budget/FY-Premiums-Expenditures-Caseload-Reports](https://colorado.gov/hcpf/budget/FY-Premiums-Expenditures-Caseload-Reports)

- Enrollment is also rolled up into Regional Accountable Entity (RAE) region on page 7 of our monthly Medicaid Expenditure Premiums & Caseload Report (published monthly also available at the link above).

SNAP enrollment available on <https://cdhs.colorado.gov/snap-data>

- [2025 caseloads by county](#) (year to date)

TANF enrollment available on <https://cdhs.colorado.gov/colorado-works>

- [Colorado Works/TANF Caseload Data](#)

For Reference: Background Doc

- [BACKGROUND DOC Serving Coloradans via Districts 11.26 DRAFT.pdf](#)
- [NOTES: Colorado State/County Districting Advisory Group: Meeting #1](#)
- [FINAL Colorado State County Districting Advisory Group Meeting #1v2.pdf](#)