

What the 2020-21 NCI-IDD® Child Family Survey data tells us about

Taking Part in the Community in Colorado



**NATIONAL CORE
INDICATORS®**
NASDDDS & HSRI

This report tells us about:

- What NCI-IDD tells us about community participation
- Why this is important
- Where to find out more about service planning in Colorado

What is NCI-IDD?

Each year, NCI-IDD asks people with intellectual and developmental disabilities (IDD) and their families how they feel about their lives and the services they get. NCI-IDD uses surveys so that the same questions can be asked to people in all NCI-IDD states.

Who answered questions to this survey?

Questions for this survey are answered by a person who lives in the same house as a child who is getting services from the state. Most of the time, a parent answers these questions. Sometimes a sibling or someone who lives with the child and knows them well answers these questions.

How are data shown in this report?

NCI-IDD asks questions about planning services and supports for children who get services from the state. In this report we see how family members of children getting services answered questions about planning services and supports.

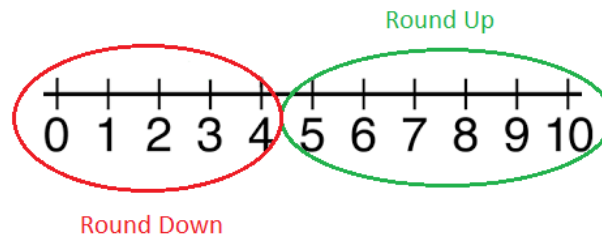
- In this report, when we say “you” we mean **the person who is answering the question** (most of the time, a parent).
- In this report, when we say “child” we mean **the child who is getting services from the state**.

We use words and figures to show the number of **yes** and **no** answers we got. Some of our survey questions have more than a **yes** or **no** answer. They ask people to pick: “always,” “usually,” “sometimes,” or “seldom/never.” For this report, we count all “always” answers as **yes**. All others we count as **no**.

This report includes Colorado’s data compared to the weighted NCI Average. State outcomes that are statistically significantly higher or lower than the NCI Average are indicated with an arrow:

1. Outcomes where the state is **significantly above** the NCI average are denoted with an up arrow ▲
2. Outcomes where the state is **significantly below** the NCI average are denoted with a down arrow ▼

We round percentages to the nearest ten percent. To round, we look at the last digit in a number. If the digit is 5 or more, we “round up” to the next highest number with a zero. If the digit is 4 or less, we “round down” to the next lowest number with a zero.



For example:

If 87% of people say their family member can see a dentist when needed, we “round up” to 90%.

If 12% of people say they are always able to get and use respite services when needed, we “round down” to 10%.

This report can help people talk about services and supports. If you want more information, you can look up the full report at: www.nationalcoreindicators.org



Making Connections – Why Is This Important

Most of the children with IDD who get services and supports live with their families. The Child Family Survey provides a way for these families to comment on whether their family and their child with IDD are being supported to participate in their communities. Family caregivers need to be supported to ensure that their children can take part in their communities like other children. Having friends can help children to make connections and to be included. To make sure that children with IDD as well as their families participate in their communities, we need to understand any barriers that they encounter like lack of transportation or because of the cost. Feedback from families on these issues can be shared with state officials (like a governor or mayor) in order to inform policy making and to improve the options for community engagement.

. Going Out


People go out in their community to do many things, like go to the movies, concerts, play sports and see friends. When we ask about community, we mean the places where people go out around their home. Places like parks, restaurants, or places of worship. NCI-IDD asks if children spend time with other children who do not have DD with and if they do things in their community.

Reminder:

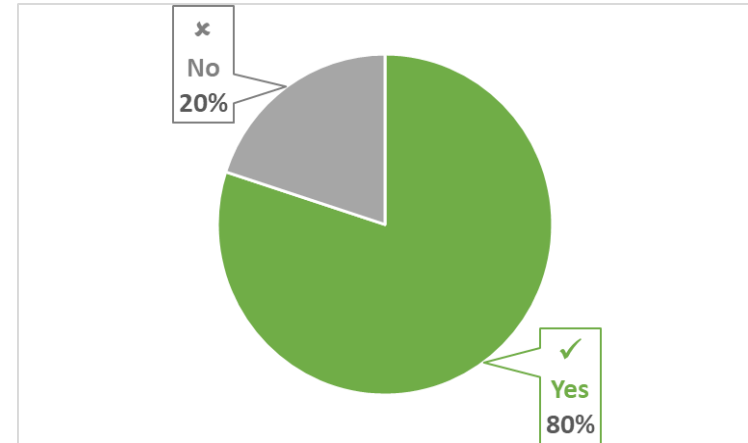
- When we say “**you**” we mean **the person who is answering the question** (most of the time, a parent).
- When we say “**child**” we mean **the person who is getting services from the state**.



Does your child spend time with children who do not have developmental disabilities?



8 out of 10



NCI-IDD tells us **8** out of every **10** people said **their child spends time with children who do not have developmental disabilities.**


What makes it hard for people to do things in the community?

Some people are not always able to do things they want in the community, things like going to the movies, going to concerts or spending time with friends. NCI-IDD asks people what makes it hard to do things in the community when they want to.

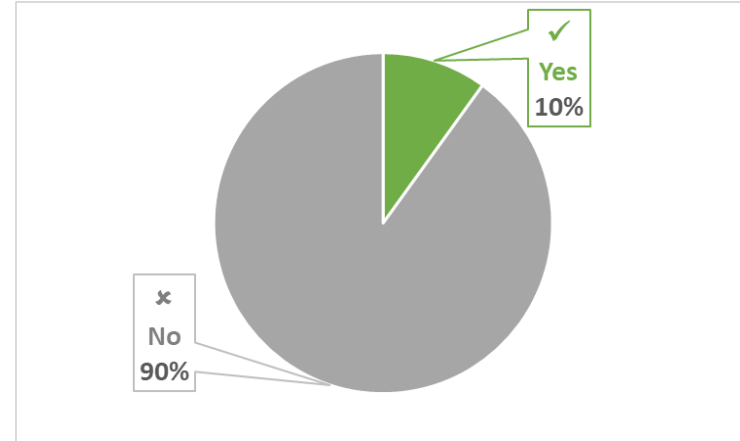
Reminder:

- When we say “**you**” we mean **the person who is answering the question** (most of the time, a parent).
- When we say “**child**” we mean **the child who is getting services from the state.**

If it's hard for your child to do things in the community, is it because of transportation?



1 out of 10

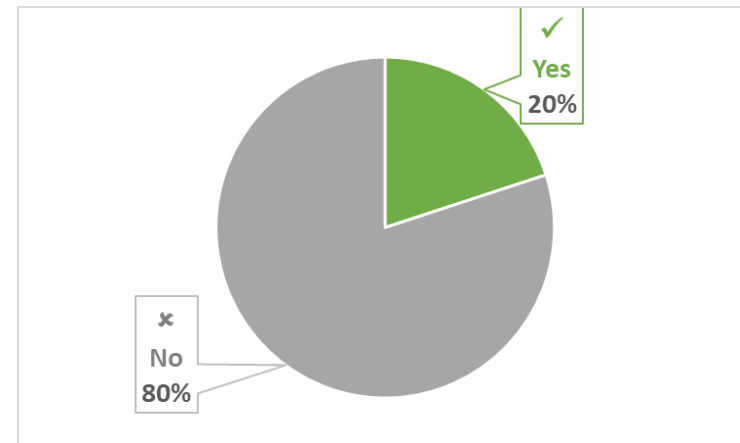


NCI-IDD tells us **1** out of every **10** people said **not having enough transportation makes it hard for their child to do things in the community.**

If it's hard for your child to do things in the community, is it because of the cost?



2 out of 10

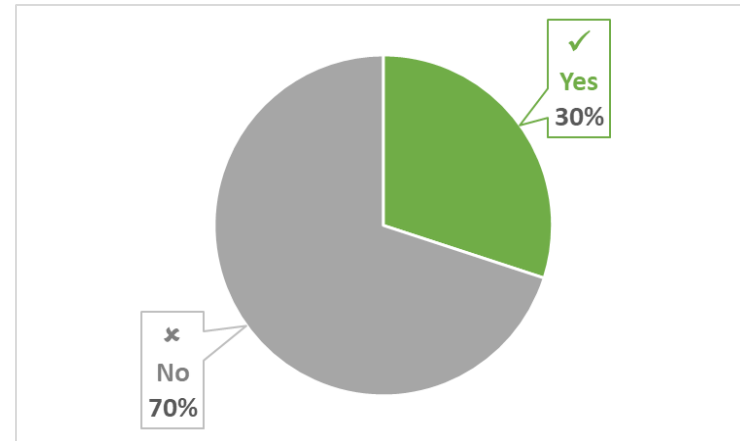


NCI-IDD tells us **2** out of every **10** people said **cost makes it hard for their child to do things in the community.**

If it's hard for your child to do things in the community, is it because there are not enough support staff?



3 out of 10

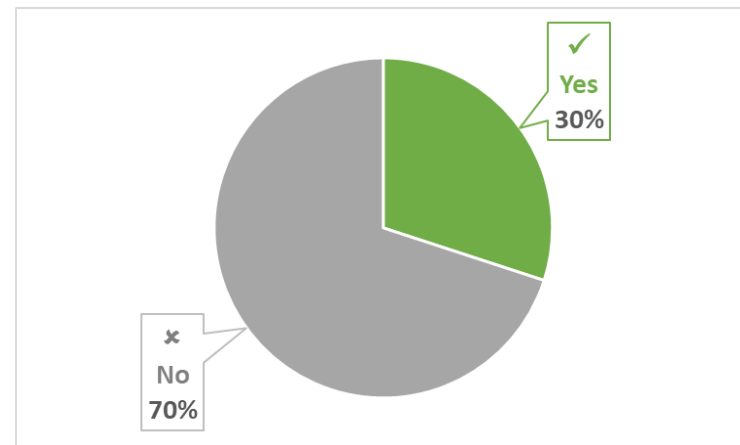


NCI-IDD tells us **3** out of every **10** people said **not having enough support staff makes it hard for their child to do things in the community.**

If it's hard for your child to do things in the community, is it because of stigma (other people acting badly or negatively toward your family member)?



3 out of 10

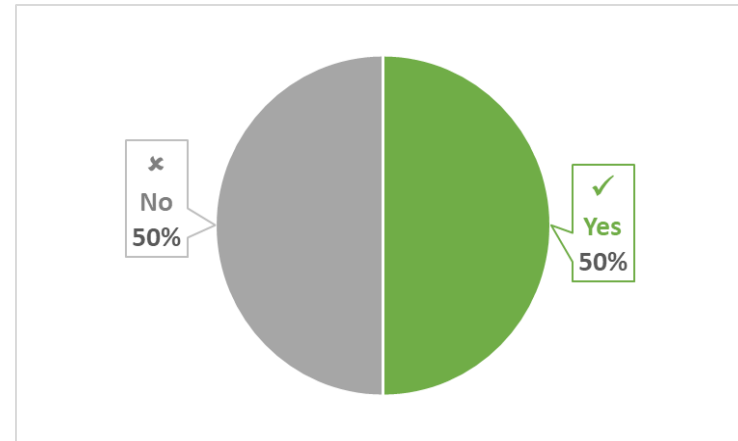


NCI-IDD tells us **3** out of every **10** people said **stigma makes it hard for their child to do things in the community.**

Are there other things that make it hard for your child do things in the community?



5 out of 10



NCI-IDD tells us **5** out of every **10** people said **there are other things that make it hard for their child to do things in the community.**

Community Resources

Many people get help from staff in their home, at their day program and at work. Some families can also get help from people in their community. NCI-IDD asks if families get help from people in their community

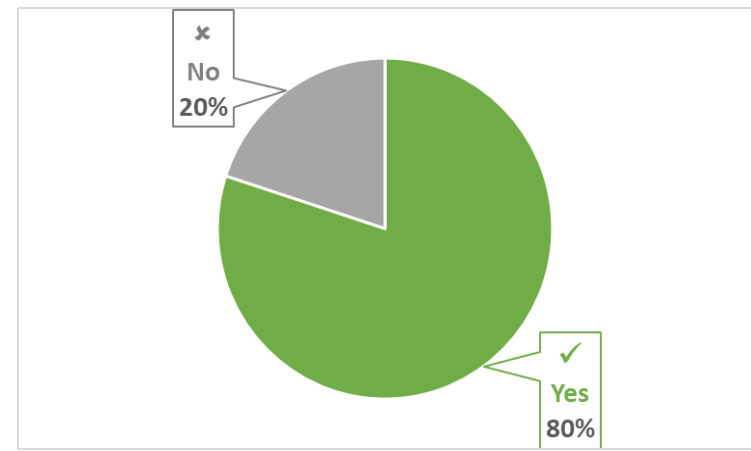
Reminder:

- When we say “**you**” we mean **the person who is answering the question** (most of the time, a parent).
- When we say “**child**” we mean **the child who is getting services from the state.**

Are there supports in your community that your family can use that your family does not get from the I/DD agency? Supports are things like public transportation, recreational programs or community groups.



8 out of 10

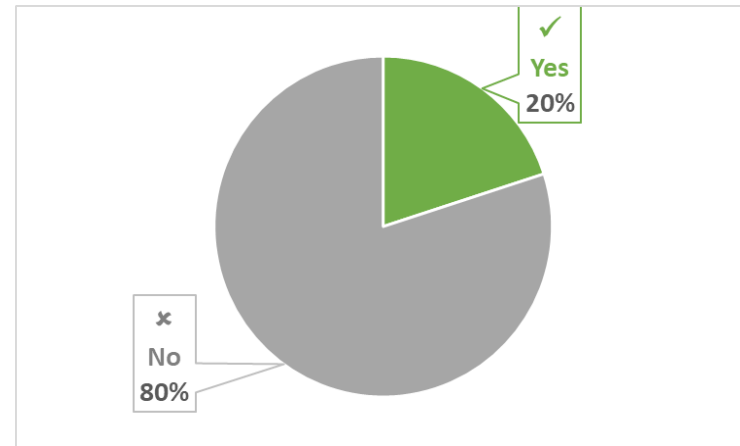


NCI-IDD tells us **8** out of every **10** people said **that there are there supports in their community that their family can use that their family does not get from the I/DD agency.**

Does your family take part in any family-to-family networks? Family-to-family networks are groups like Parent to Parent and sibling groups, where people who have a family member with a disability share information.



2 out of 10



NCI-IDD tells us **2** out of every **10** people said **that their family takes part in family-to-family networks.**



What Did Family of Children With Disabilities in Colorado Say?

80% Their child has friends other than paid support workers or family

8% If it's hard for their child to do things in the community, is it because of transportation

23% If it's hard for their child to do things in the community, is it because of the cost

33% If it's hard for their child to do things in the community, is it because of there are not enough support staff

33% If it's hard for their child to do things in the community, is it because of stigma (other people acting badly or negatively toward your family member)

52% If it's hard for their child to do things in the community, is it because of other things

80% There are supports in the community that their family can use that they family do not get from the I/DD agency

23% Family takes part in any family-to-family networks

Learn More About Community Participation in Colorado

- [Health First Colorado \(Colorado's Medicaid program\)](#)
- [Health Insurance Buy-In Program](#)
- [Health First Colorado "Find a Provider" Tool](#)
- [HCBS Waiver Critical Incident Reporting](#)
- [Colorado Programs for Children](#)
- [Consumer Directed Attendant Support Services \(CDASS\)](#)
- [Community Centered Boards \(CCBs\) Case Management Services](#)
- [Colorado National Core Indicator \(NCI\) Surveys](#)
- [Vital Research National Core Indicator webpage](#)

Have questions or comments, email us at: Rachel.Newton@state.co.us