

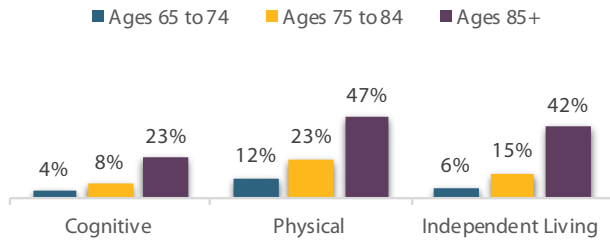
Older Adults and the Direct Care Workforce

Colorado

Demand

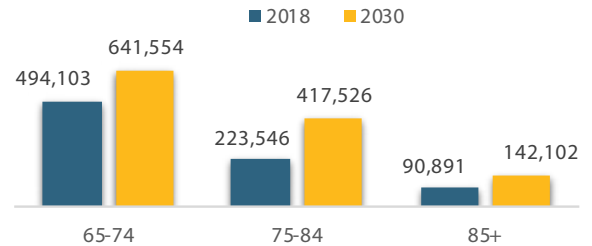
Difficulties Increase With Age

Percentage of Older Adults Reporting Cognitive, Physical, or Independent Living Difficulties, by Age



Colorado's Older Adult Population is Growing

Older Adult Population by Age, 2018 and 2030



53% of older adults are very likely to spend retirement in their current community.

24%

of older adults have incomes at or below 200% of the federal poverty level (FPL). Low incomes can make it difficult to pay for caregiving services.

Supply

Number of Direct Care Workers (DCWs), 2018

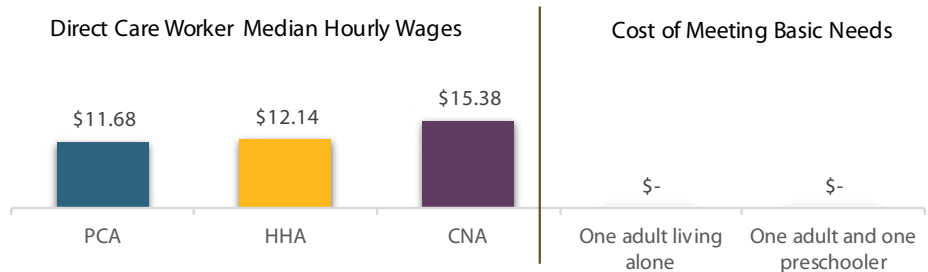
25,582 Personal Care Aides (PCAs)

3,861 Home Health Aides (HHAs)

25,680 Certified Nursing Assistants (CNAs)

Low Wages Leave Many Direct Care Workers Struggling to Make Ends Meet

Direct Care Worker Wages vs. Cost of Meeting Basic Needs



44% 

of DCWs have incomes at or below 200% of the FPL.

25% 

of DCWs are the single head of their household and may be the sole provider for their family.

11% 

of DCWs have a child under age 5. Unmet child care needs can keep direct care workers from doing their jobs.

38% 

of DCWs pay at least one-third of their income toward rent or mortgage payments.



This fact sheet was developed by the Colorado Health Institute in June 2020.

Fact sheets with county-level data for each of Colorado's counties are available for download on the Colorado Health Institute's website, <https://www.coloradohealthinstitute.org/research/closing-care-gap>.



Informing Policy. Advancing Health