

Behavioral Health and Integration Strategies Subcommittee

April 7, 2021

Presented by:
Daniel Darting
Sue Williamson
Matt Pfeifer



COLORADO

Department of Health Care
Policy & Financing

Introductions



COLORADO

Department of Health Care
Policy & Financing

Our Mission

Improving health care equity, access and outcomes for the people we serve while saving Coloradans money on health care and driving value for Colorado.



COLORADO

Department of Health Care
Policy & Financing

Objectives

- Housekeeping
- COVID Updates
- DOC Releases BH Dashboard
- SB19-222/Behavioral Health Safety Net
- BHIS Objectives Review
- Conclusion and Next Steps



COLORADO

Department of Health Care
Policy & Financing

Housekeeping

- Meeting Minutes: March
- Voting membership



COVID-19 Updates

- Phase 2 (General public age 16 and over)
- Updated Vaccine Phases
- Department efforts are prioritizing homebound members and addressing health disparities

BH Dashboard: Department of Corrections Metric



COLORADO

Department of Health Care
Policy & Financing

SB19-222 and DOC Metric Timeline of Events

2019

Legislation is passed

Fall 2019 - Spring 2020

Department and BHIS collaborate
to develop performance metric

Spring 2020

Department implements performance
metric for Regional Accountable Entities



COLORADO

Department of Health Care
Policy & Financing

Background

- BHIS worked to develop the metric
- Current work is to monitor and improve performance
- HCPF dashboard is part of the progression
- Intention is to apply this process to other work

DOC Releases BH Dashboard

Scope & Purpose

1. Data visualization - insight on BH questions viz. Medicaid members releasing from DOC
2. Trends? Issues to address? - Spark discussion & analysis
3. Improve the re-entry process & BH utilization

The Dashboards

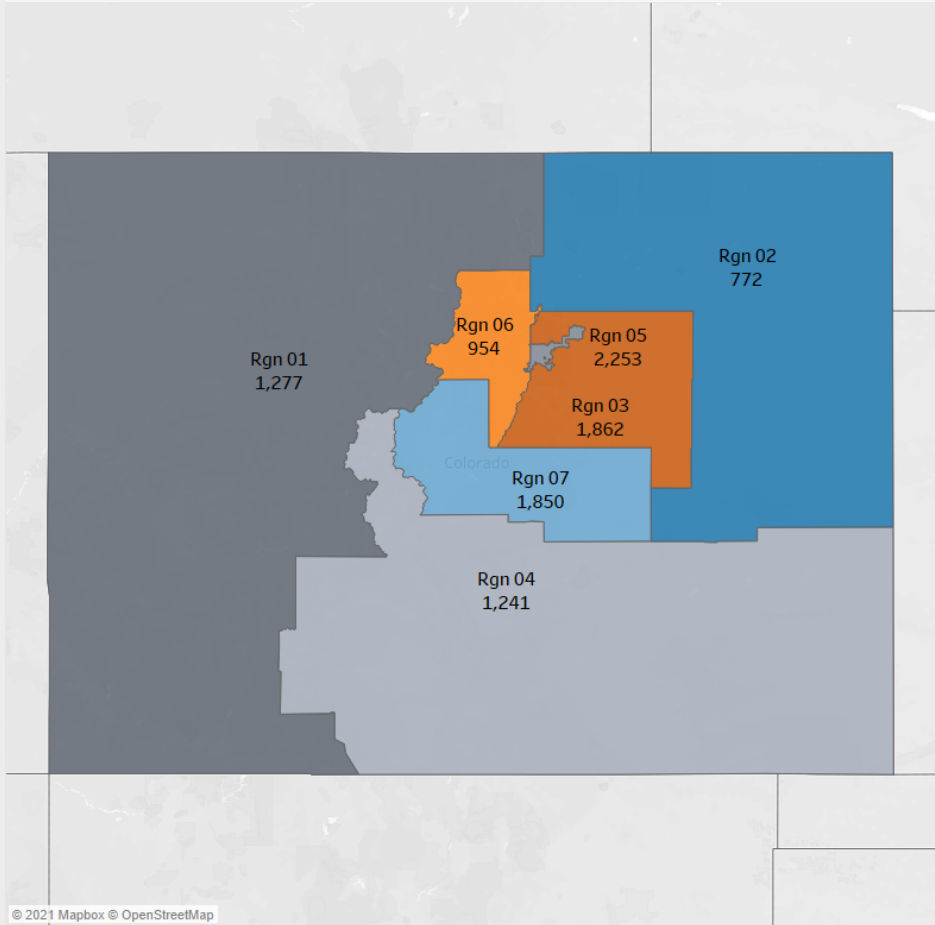
- Who, What, Where, & When viz. BH needs, services, & diagnoses
- BH care utilization within 14 days
- Relation between BH needs and mortality

DOC Releases - BH Encounters

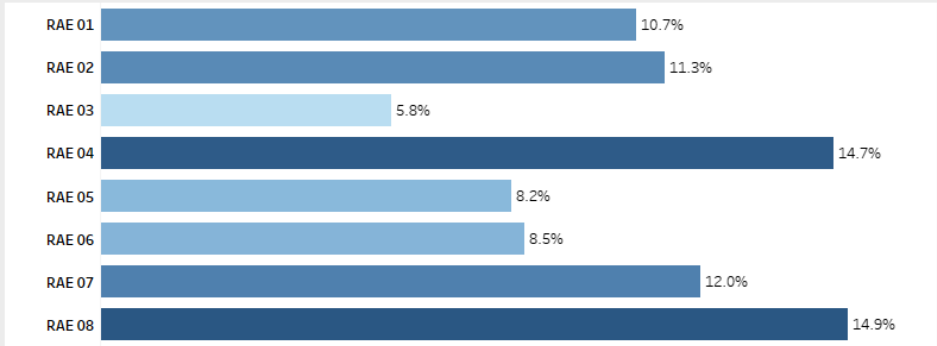
DRAFT

DOC Releases - Behavioral Health Encounters: Analysis by RAE Region
 Service Dates between 6/1/2018 and 08/30/2020

Medicaid-Eligible Members by RAE (Regions 1 - 7)



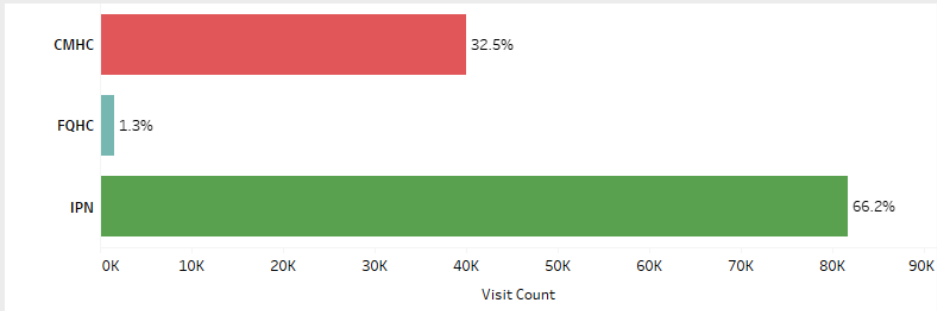
RAE Penetration Rate
 (BH encounters w/in 14 days upon Release / Count of Releases)
 6/1/2018 - 8/30/2020



Select a Dimension for the Graph Below

Provider Type

Total Services by Provider Type
 Inpatient encounters excluded.



© 2021 Mapbox © OpenStreetMap



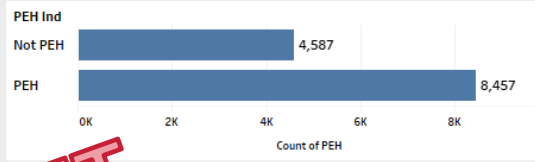
DOC Releases BH Dashboard - Demographic Profile

DOC Releases BH Dashboard Demographic Profile Releases 6/1/2018 - 8/30/2020

- PEH Ind**
- (All)
 - Not PEH
 - PEH
- Gender**
- (All)
 - Null
 - Female
 - Male
- Race & Eth. (grp)**
- (All)
 - Non-White
 - Unknown
 - White

- RAE**
- (All)
 - NO RAE
 - Rgn 01
 - Rgn 02
 - Rgn 03
 - Rgn 04
 - Rgn 05
 - Rgn 06
 - Rgn 07
 - Rgn 08 - DHMC

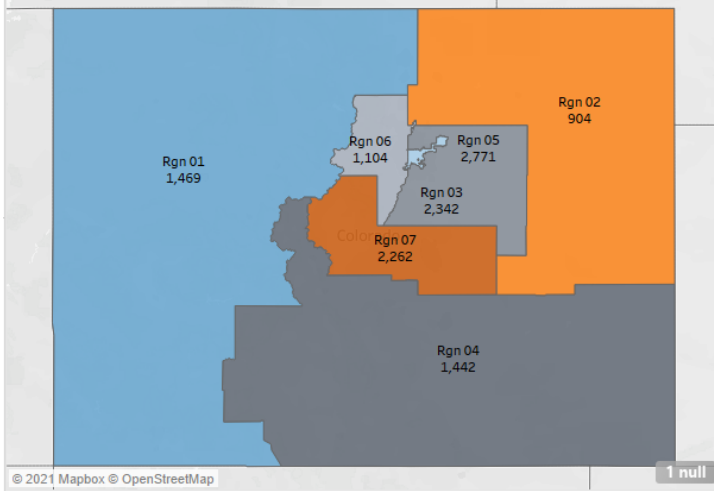
Count of People Experiencing Homelessness (PEH)



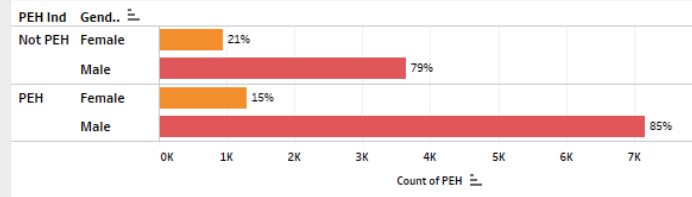
Counts - PEH by RAE

PEH Ind	Selected RAE(s)	No RAE
Not PEH	4,273	314
PEH	8,088	369

Count of PEH / Not PEH, by RAE Regions 01 - 07



PEH by Gender



Reset All Filters

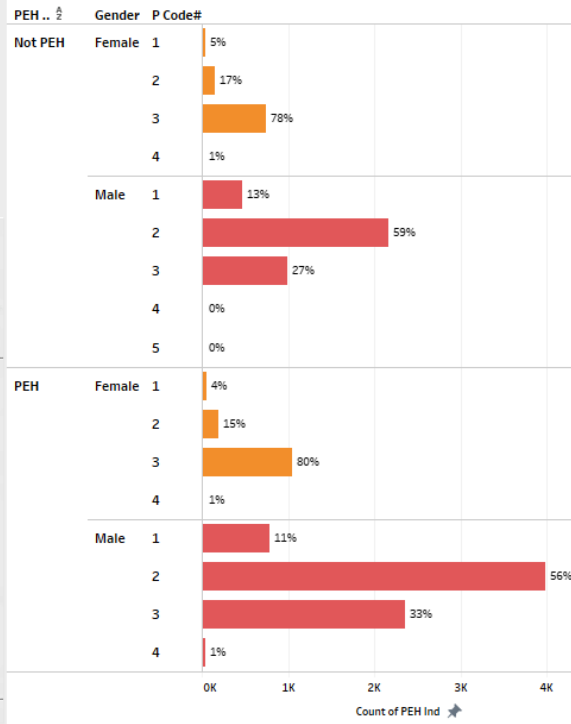
P Code#

- (All)
- 1
- 2
- 3
- 4
- 5

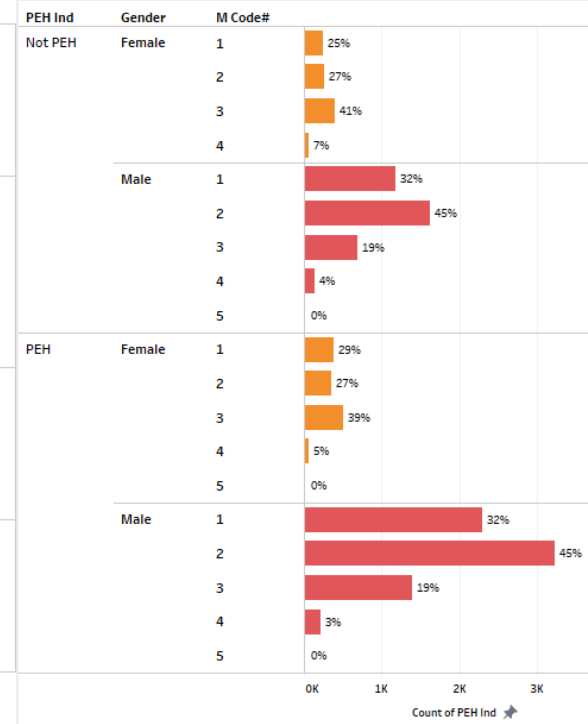
M Code#

- (All)
- Null
- 1
- 2
- 3
- 4
- 5
- UN

PEH by Gender and P-Code



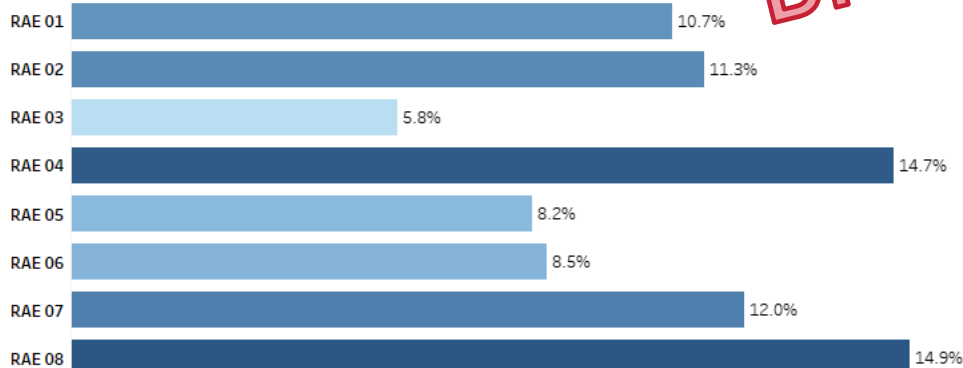
PEH by Gender and M-Code



Q.1 & Discussion - Penetration Rate

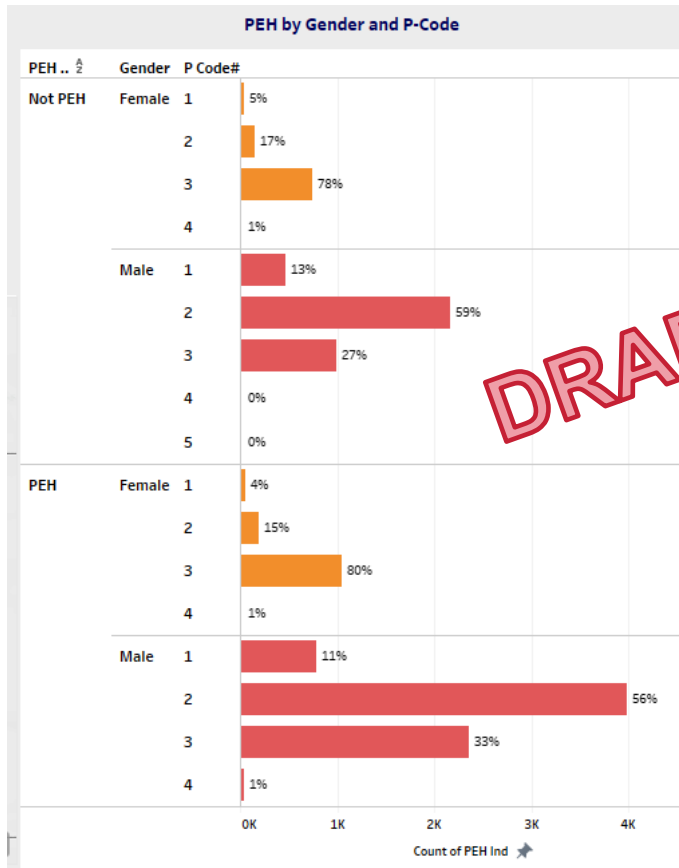
RAE Penetration Rate
(BH encounters w/in 14 days upon Release / Count of Releases)
6/1/2018 - 8/30/2020

DRAFT



- What is your reaction to the rates?
- What in the release/re-entry process might enhance rates?
 - DOC
 - RAEs
 - HCPF
 - Releasing members
 - Other Stakeholders
- What conversations are you having with your RAEs and communities?

Q.2 & Discussion - Health Equity



- *High-level observation of data suggests:*

Of the people released from DOC who are or are not experiencing homelessness (PEH/not PEH), especially females have moderate to severe P-codes (BH needs).

- Why the gender difference in BH needs?
- Have you seen this gap in your community?
- How might we address this equity gap?

**Norbert Peyfuss, PE
ACC Special Projects Analyst**

Norbert.Peyfuss@du.edu



SB19-222: Behavioral Health Safety Net



Future BHIS Objectives*

*The subcommittee did not cover this item on 4/7/21 due to time constraints.



Wrap Up and Next Steps

- Next meeting: May 5, 2021



Questions?



Contact Info

Daniel Darting:
ddarting@signalbhn.org

Matt Pfeifer
matthew.pfeifer@state.co.us



COLORADO

Department of Health Care
Policy & Financing

Thank you!



COLORADO

Department of Health Care
Policy & Financing