



2021 Medicaid Provider Rate Review Analysis Report – Appendix E

Appendix E – Waiver/Service Grouping Data Book

Appendix E contains, for each waiver/service grouping, the following information:

- Top procedure codes by total paid;
- Distinct utilizers over time;
- Active providers over time;
- Population age and gender; and
- Rate comparison visuals.

Appendix E does not contain any assertions or conclusions on the sufficiency of Medicaid rates to provide adequate access to care. Refer to Appendix B and Appendix C – Rate Comparison and Access to Care Analysis Methodologies and Data for a complete list of individual procedure codes for transportation and targeted case management services reviewed in this report. Refer to Appendix F – Waiver Services by Procedure Code for a complete list of individual procedure codes for waiver services reviewed in this report.

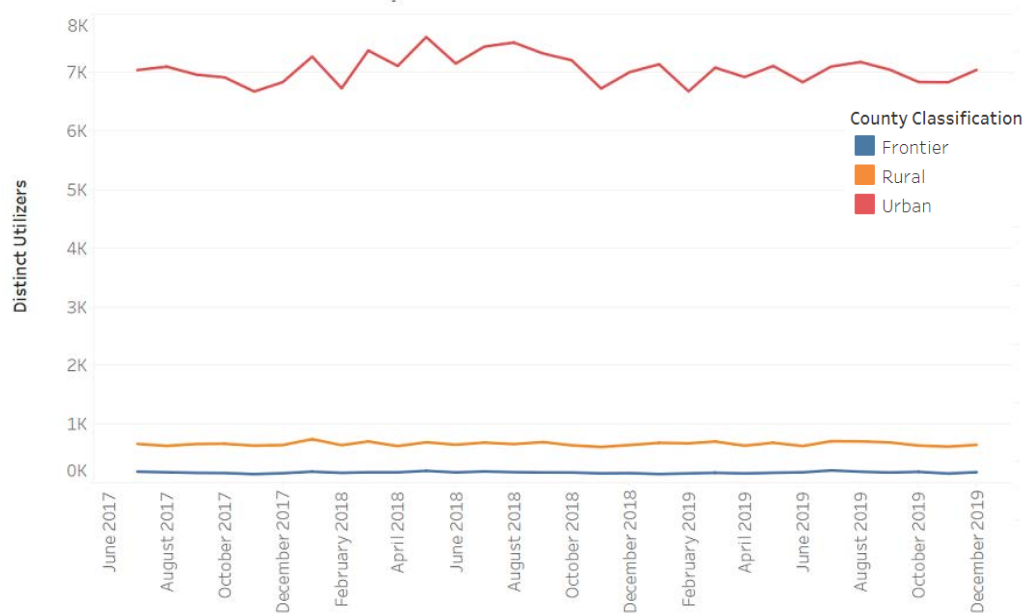


Emergency Medical Transportation (EMT) – Top 10 Procedure Codes by Total Paid Dollars CY 2019

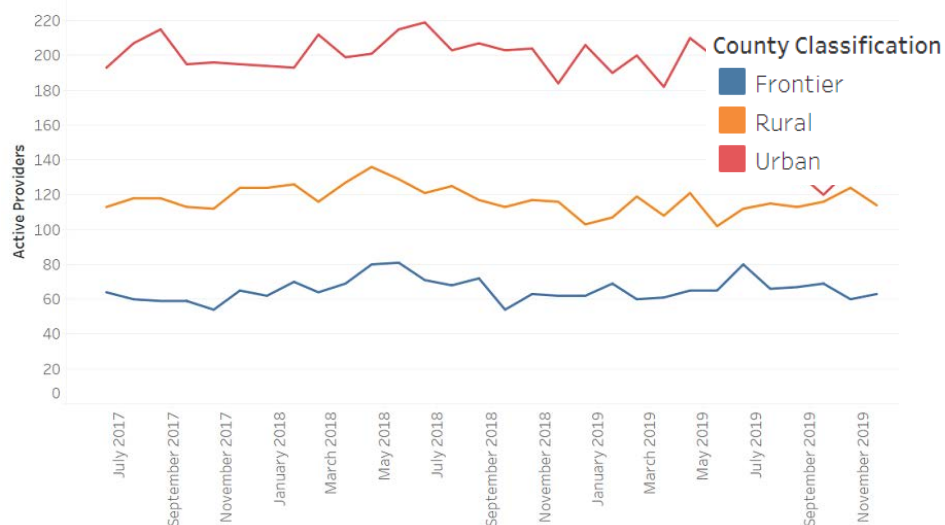
Rank	Procedure Code	Description	Count of Utilizers	Total Paid Dollars
1	A0427	ALS1-EMERGENCY	56,098	\$10,250,937
2	A0429	BLS-EMERGENCY	57,062	\$7,153,549
3	A0431	ROTARY WING AIR TRANSPORT	1,201	\$3,012,902
4	A0425	GROUND MILEAGE	962,993	\$1,980,245
5	A0430	FIXED WING AIR TRANSPORT	693	\$1,898,192
6	A0433	ALS 2	1,727	\$360,471
7	A0434	SPECIALTY CARE TRANSPORT	1,030	\$237,927
8	A0436	ROTARY WING AIRE MILEAGE	21,770	\$220,168
9	A0435	FIXED WING AIR MILEAGE	23,717	\$177,059
10	A0422	AMBULANCE 02 LIFE SUSTAINING	9,447	\$132,235



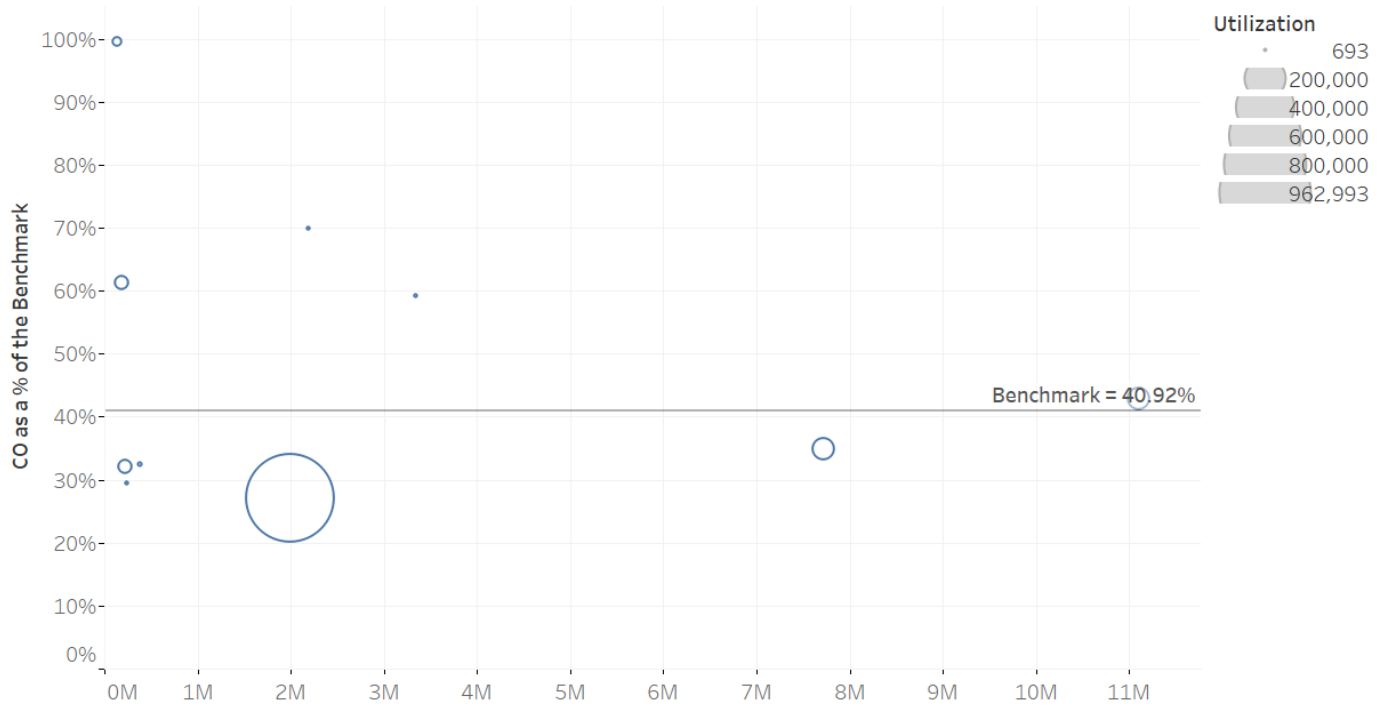
EMT – Distinct Utilizers Over Time



EMT – Active Providers Over Time



EMT – Rate Comparison by Total Paid Units and Dollars CY 2019

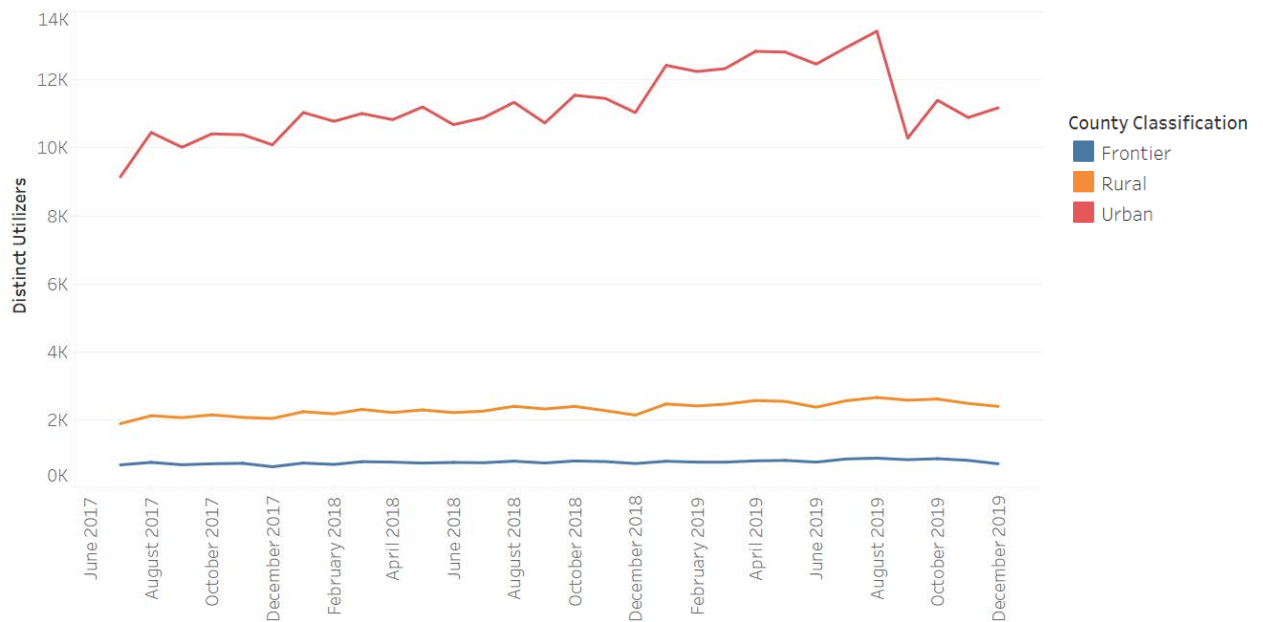


Non-Emergent Medical Transportation (NEMT) – Top 10 Procedure Codes by Total Paid Dollars CY 2019

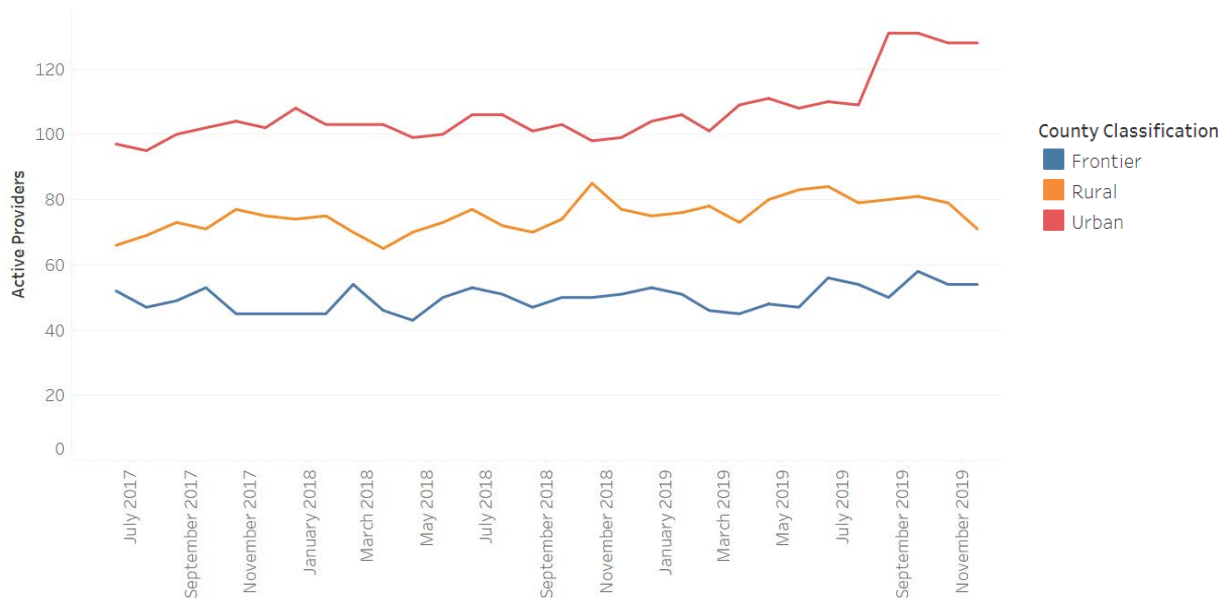
Rank	Procedure Code	Description	Count of Utilizers	Total Paid Dollars
1	A0425	GROUND MILEAGE	5,836,102	\$12,122,939
2	A0120	NONER TRANSPORT MINI-BUS	367,961	\$6,545,987
3	A0090	INTEREST ESCORT IN NONER	5,237,348	\$2,290,377
4	A0130	NONER TRANSPORT WHEELCHAIR VAN	60,265	\$1,148,503
5	A0200	NONER TRANSPORT LODGNG ESCORT	18,038	\$1,148,503
6	A0428	BLS	5,787	\$727,183
7	A0180	NONER LODGNG RECIP	6,501	\$439,030
8	A0434	SPECIALTY CARE TRANSPORT	1,997	\$389,051
9	S0209	WC VAN MILEAGE PER MI	303,908	\$301,702
10	A0426	ALS 1	937	\$108,830



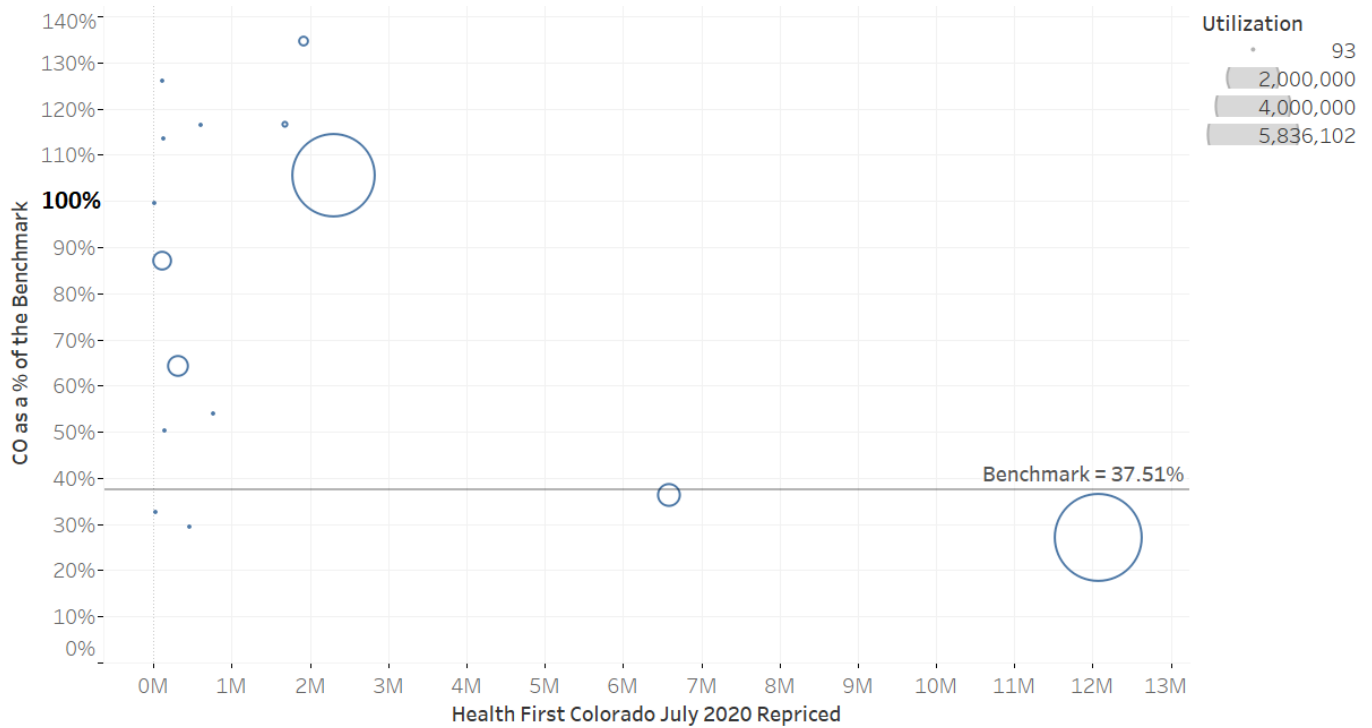
NEMT – Distinct Utilizers Over Time



NEMT – Active Providers Over Time



NEMT – Rate Comparison by Total Paid Units and Dollars CY 2019

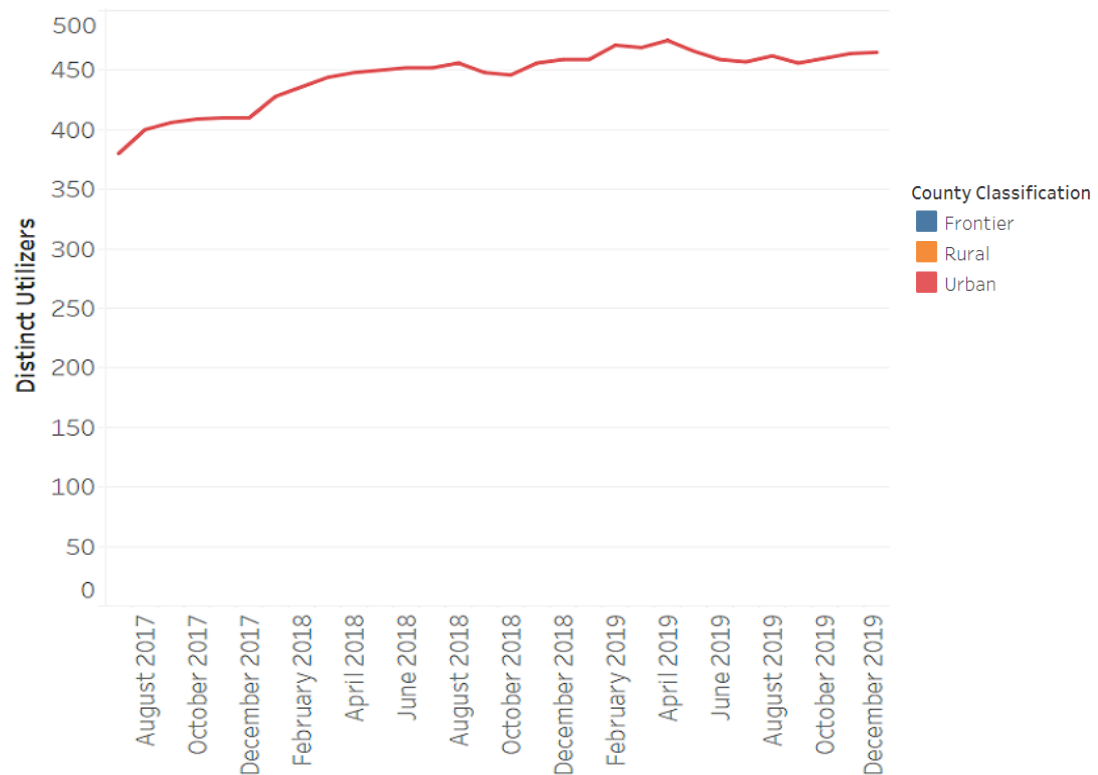


Waiver for Persons with Brain Injury (BI) – Top Nine Procedure Codes by Total Paid Dollars CY 2019

Rank	Procedure Code	Description	Count of Utilizers	Total Paid Dollars
1	T2013	HABIL ED WAIVER PER HOUR	45,869	\$1,598,915
2	T1019	PERSONAL CARE SERVICE PER 15 MIN	267,140	\$1,227,492
3	S5102	ADULT DAY CARE PER DIEM	5,250	\$269,950
4	T2016	HABIL RES WAIVER PER DIEM	145	\$63,989
5	A0120	NONER TRANSPORT MINI-BUS	4,393	\$61,415
6	H0025	ALCOHOL AND/OR DRUG PREVENTION	2,810	\$41,506
7	A0130	NONER TRANSPORT WHEELCHAIR VAN	1,887	\$40,351
8	H0045	RESPITE NOT-IN-HOME PER DIEM	99	\$12,197
9	S5150	UNSKILLED RESPITE CARE 15 MIN	1,418	\$7,035

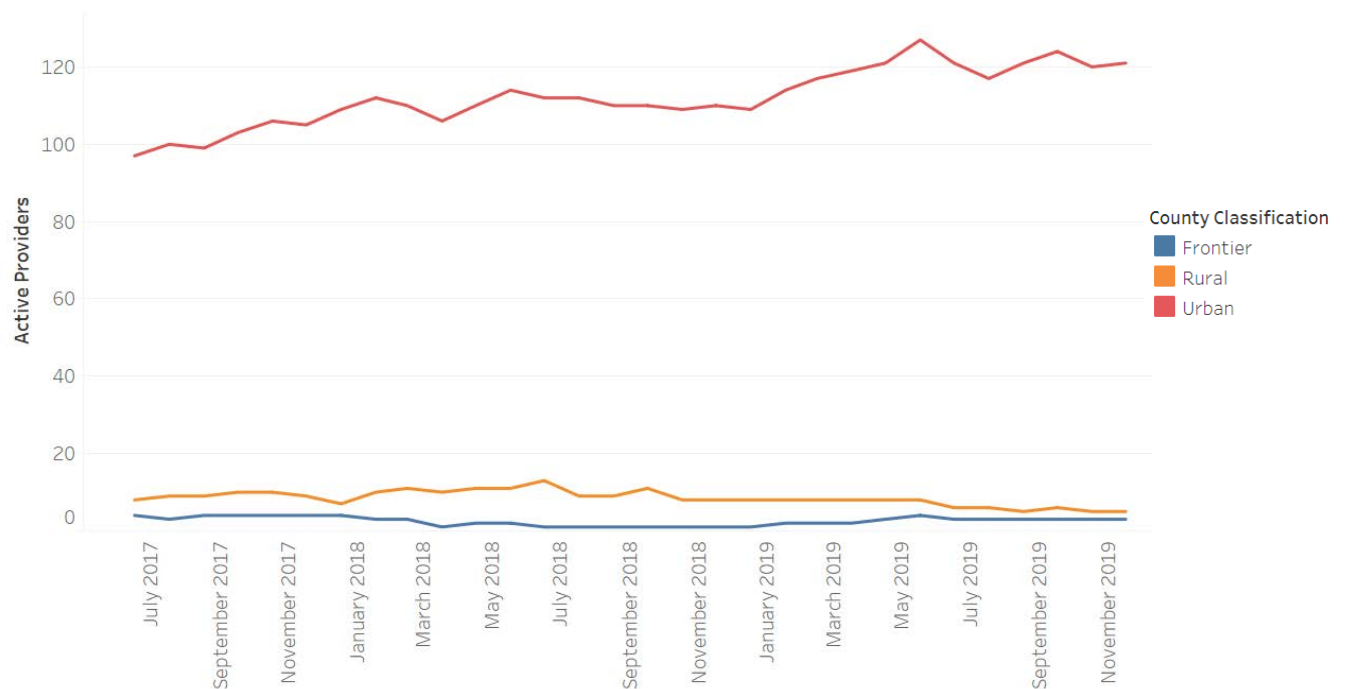


BI – Distinct Utilizers Over Time

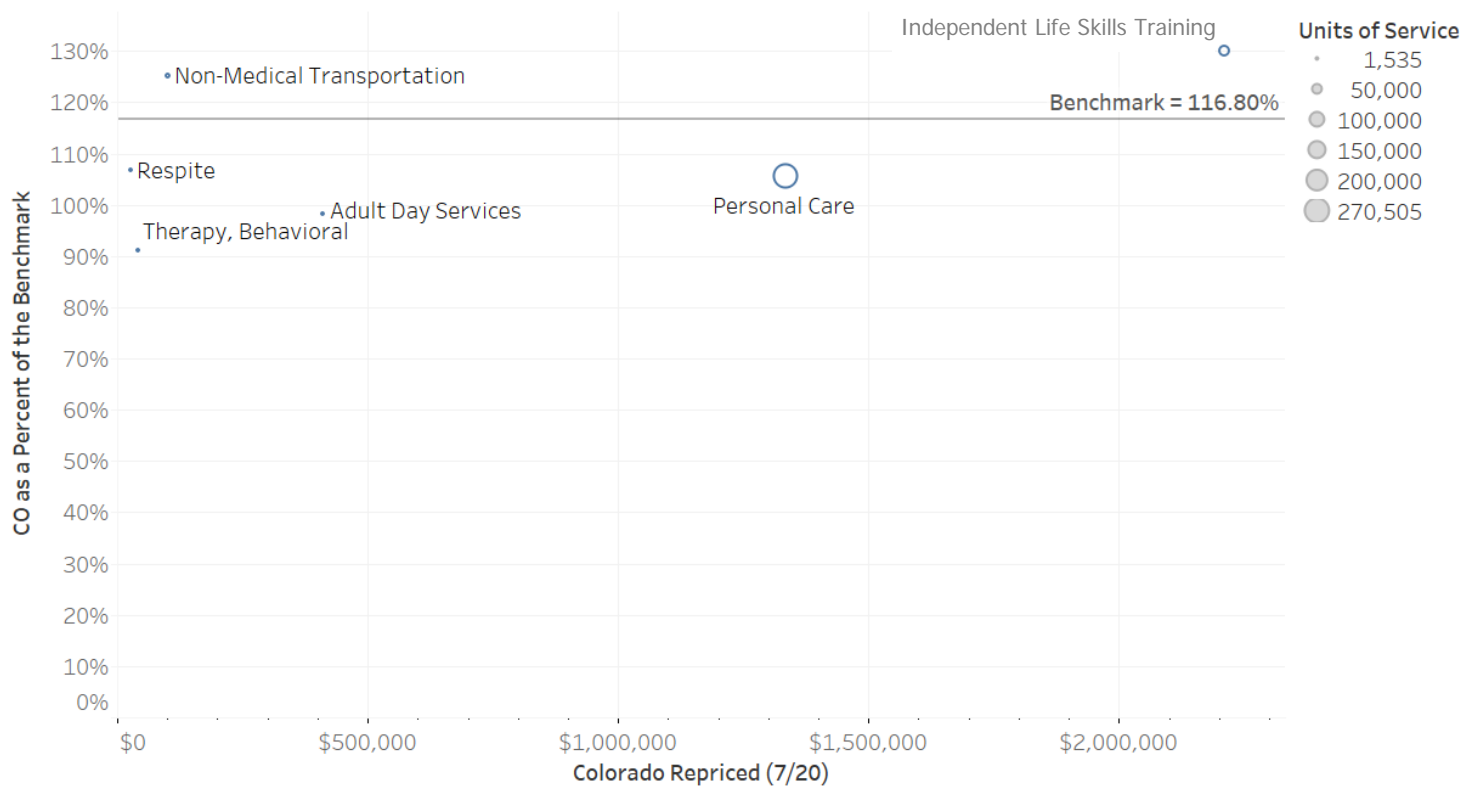


*Some data blinded for PHI

BI – Active Providers Over Time



BI – Rate Comparison by Total Paid Units and Dollars CY 2019

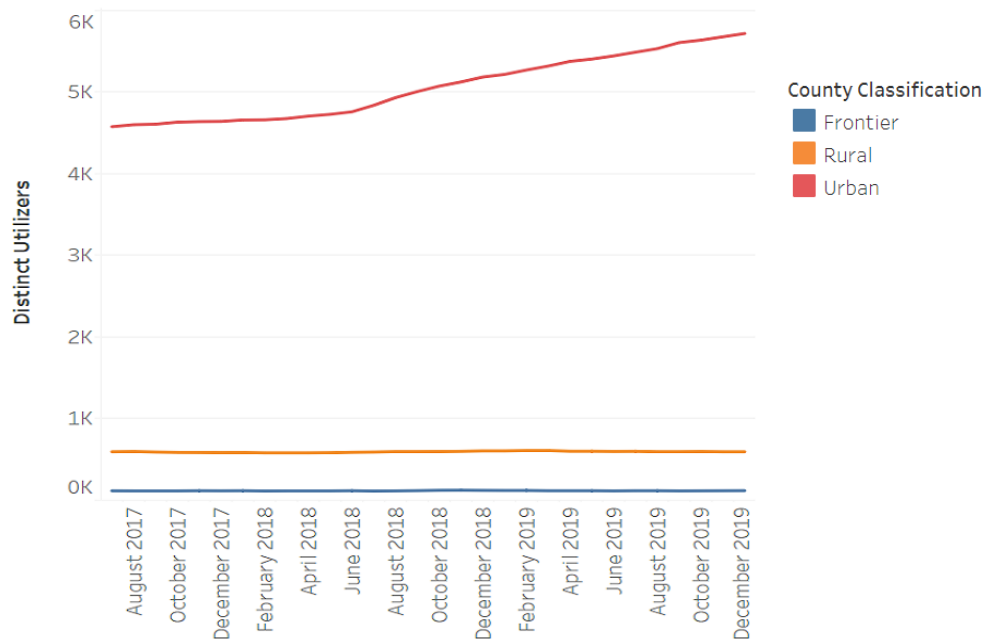


Waiver for Persons with Developmental Disabilities (DD) – Top Nine Procedure Codes by Total Paid Dollars CY 2019

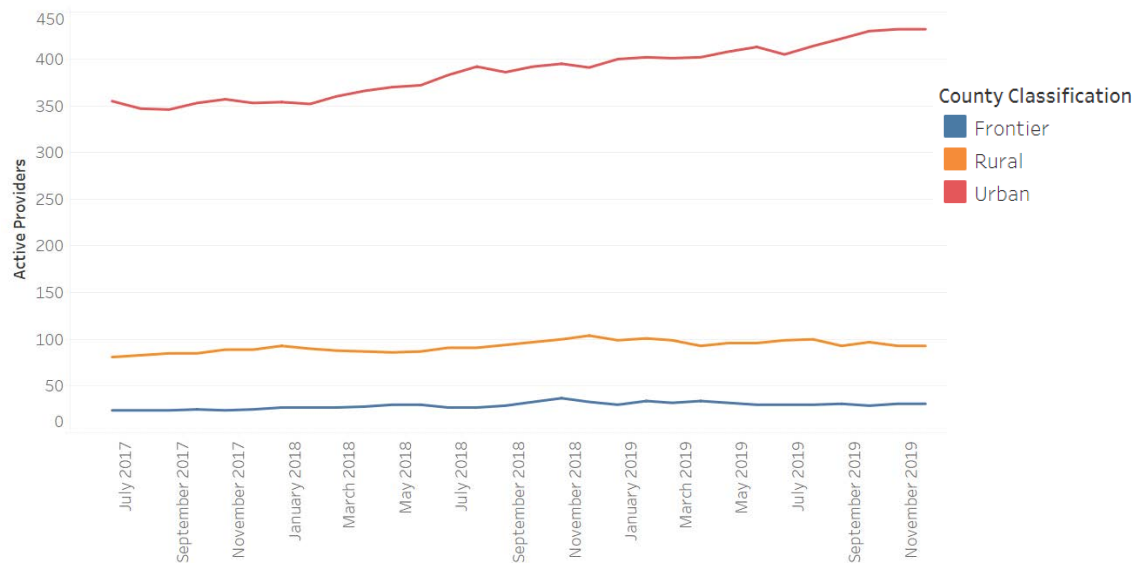
Rank	Procedure Code	Description	Count of Utilizers	Total Paid Dollars
1	T2016	HABIL RES WAIVER PER DIEM	2,126,421	\$322,769,405
2	T2021	DAY HABIL WAIVER PER 15 MIN	16,180,847	\$75,127,915
3	T2019	HABIL SUPPORTED EMPLOYMENT WAIVER 15 MIN	3,000,428	\$24,085,294
4	T2003	NMT; ENCOUNTER/TRIP	1,485,448	\$15,010,283
5	H2019	THERAPY BEHAVIORAL SVC, PER 15 MIN	372,166	\$7,748,969
6	H2023	SUPPORTED EMPLOYMENT PER 15 MIN	19,285	\$246,462
7	S5170	HOMEDELIVERED PREPARED MEALS	56	\$605
8	H2015	COMP COMM SUPP SVC 15 MIN	48	\$257
9	T2038	COMMUNITY TRANSITION WAIVER/SERVICE	PHI	PHI



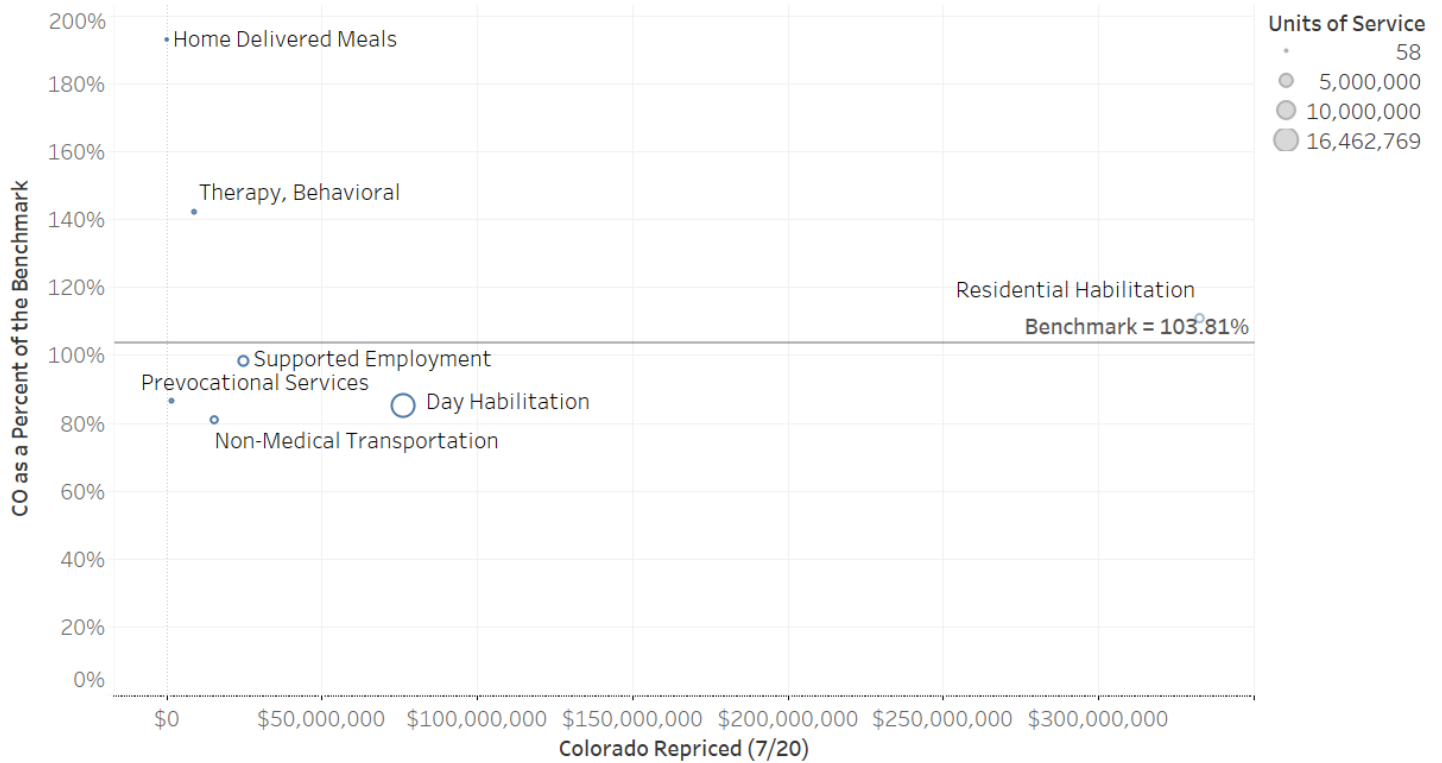
DD – Distinct Utilizers Over Time



DD – Active Providers Over Time



DD – Rate Comparison by Total Paid Units and Dollars CY 2019

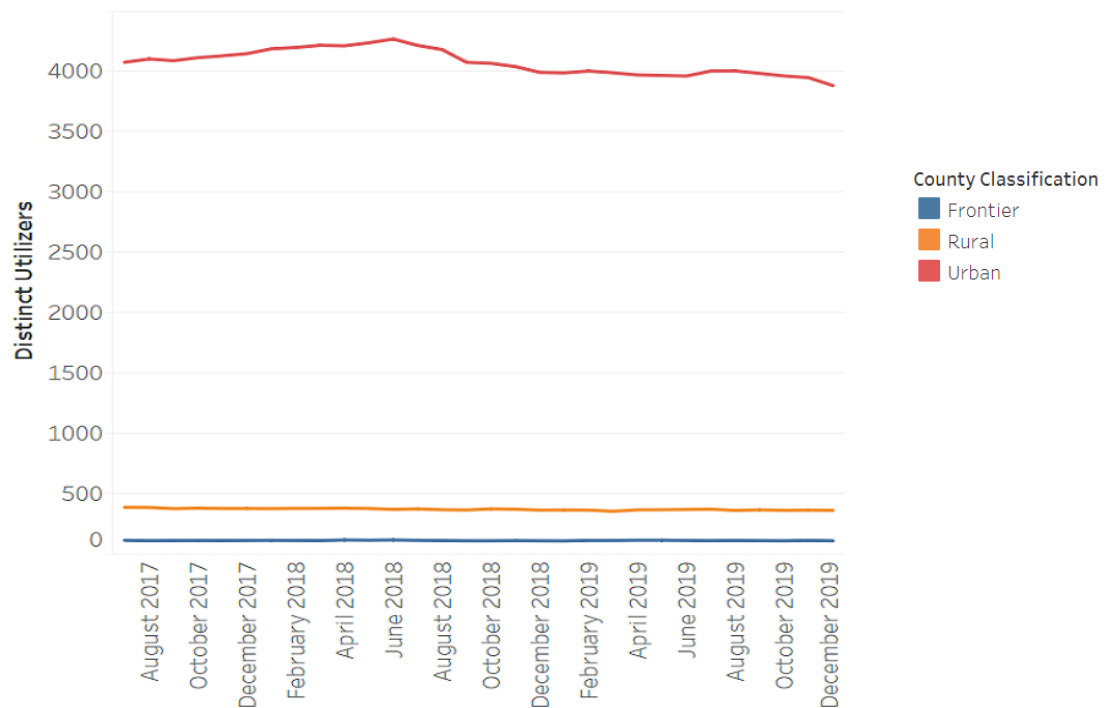


Supported Living Services Waiver (SLS) – Top 10 Procedure Codes by Total Paid Dollars CY 2019

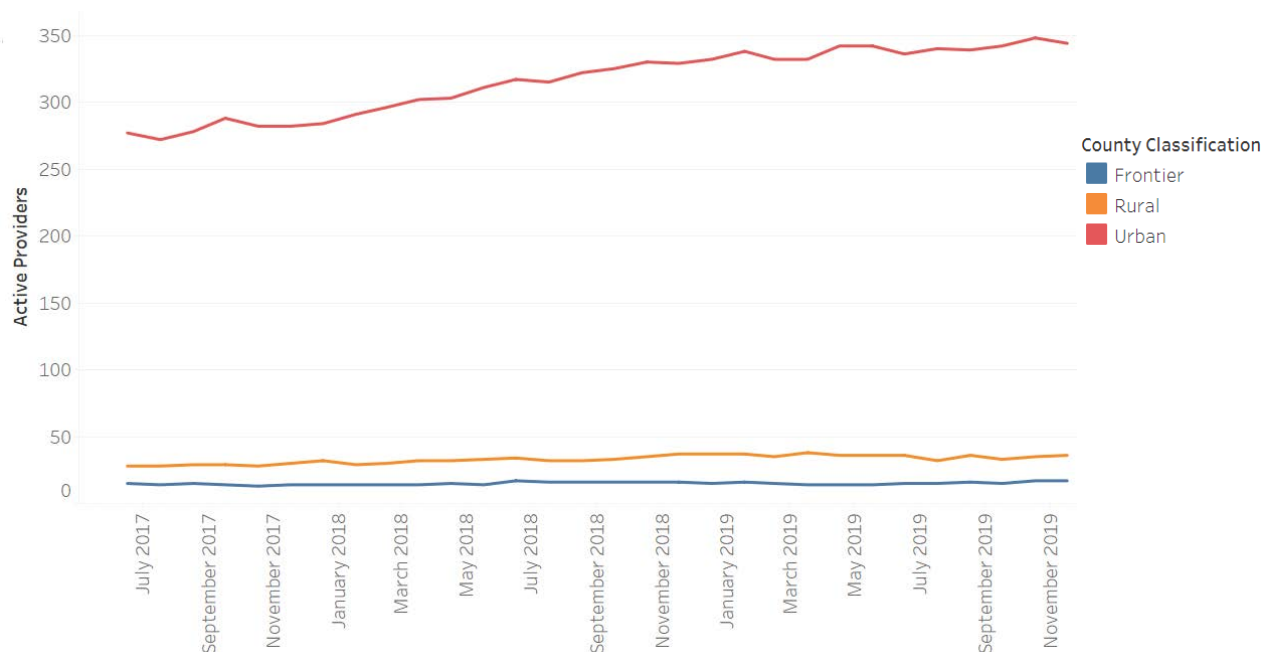
Rank	Procedure Code	Description	Count of Utilizers	Total Paid Dollars
1	T2021	DAY HABIL WAIVER PER 15 MIN	7,444,110	\$27,319,934
2	T1019	PERSONAL CARE SER PER 15 MIN	1,142,012	\$6,075,675
3	T2003	NMT; ENCOUNTER/TRIP	608,541	\$5,937,240
4	S5150	UNSKILLED RESPITE CARE PER 15 MIN	991,624	\$5,280,328
5	S5130	HOMEMAKER SERVICE NOS PER 15 MIN	851,914	\$4,557,722
6	T2019	HABIL SUPPORTED EMPLOYMENT WAIVER 15 MIN	680,187	\$3,821,992
7	H2021	HOMEMAKER MENTOR COM WRAP-AROUND 15 MIN	121,880	\$1,310,434
8	S5151	UNSKILLED RESPITE CARE/DIEM	6,104	\$1,297,902
9	H2019	THERAPY BEHAVIOR SVC, PER 15 MIN	59,925	\$1,264,737
10	T2015	HABIL PREVOC WAIVER PER HOUR	310,489	\$895,743



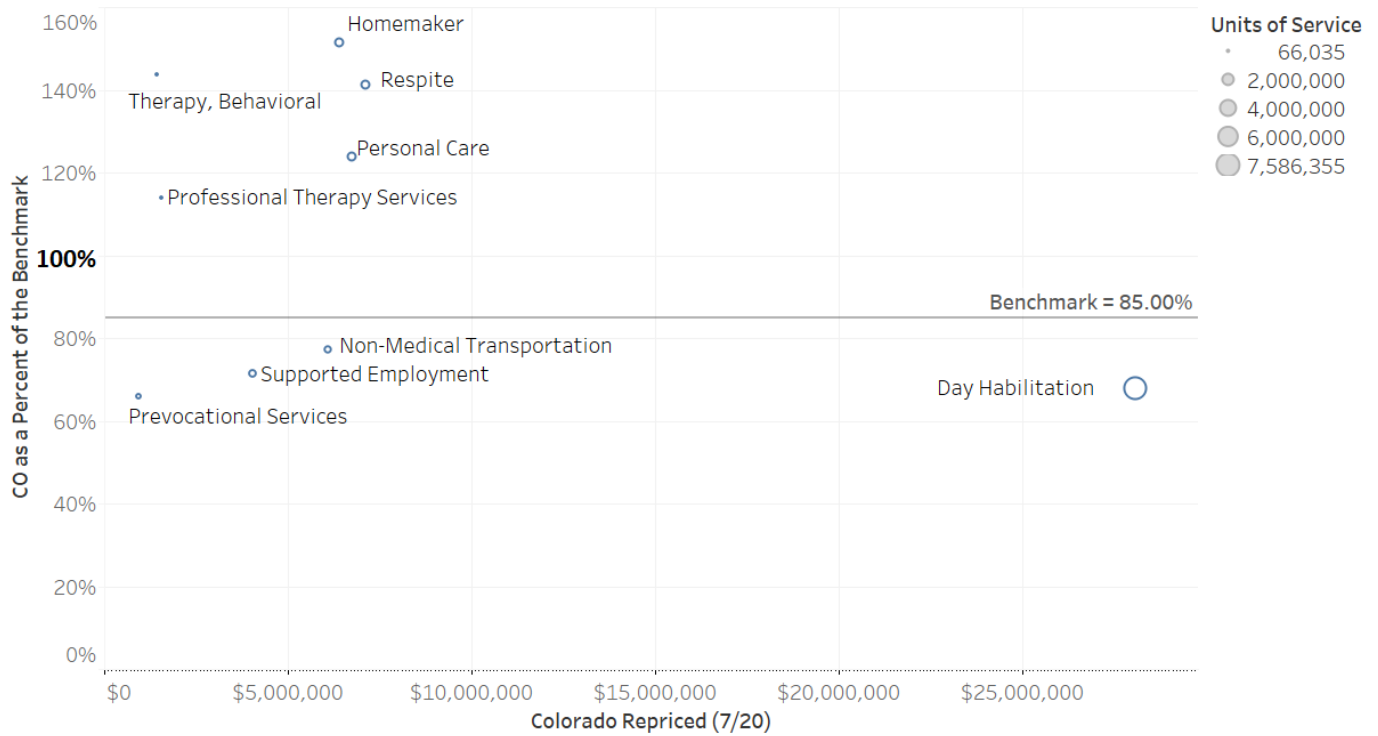
SLS – Distinct Utilizers Over Time



SLS – Active Providers Over Time



SLS – Rate Comparison by Total Paid Units and Dollars CY 2019

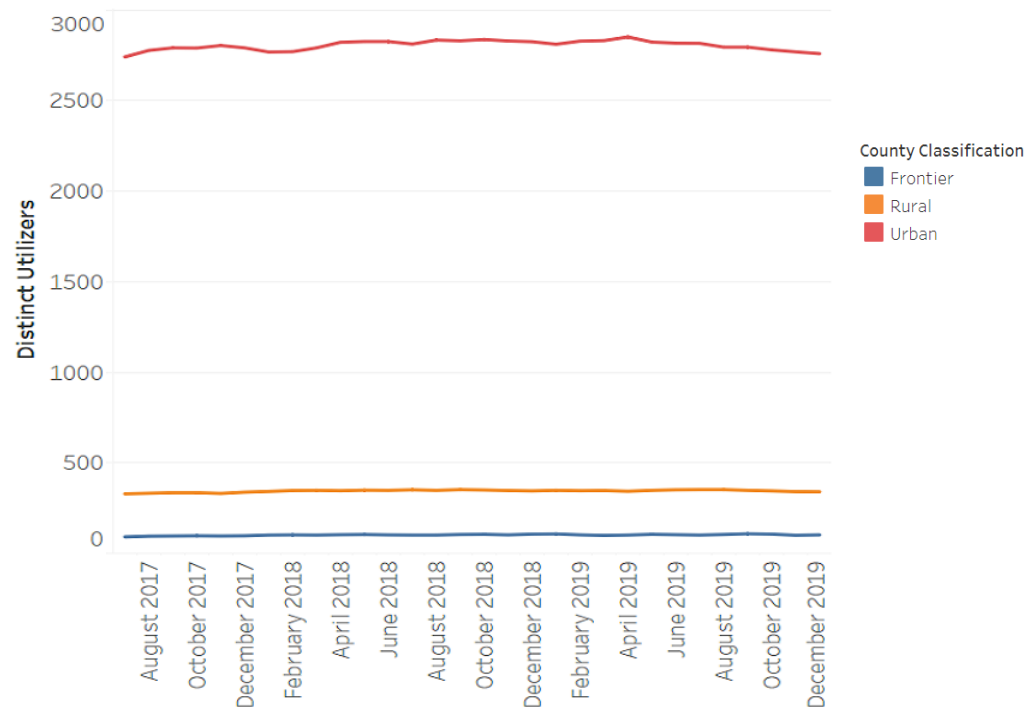


Community Mental Health Supports Waiver (CMHS) – Top 10 Procedure Codes by Total Paid Dollars CY 2019

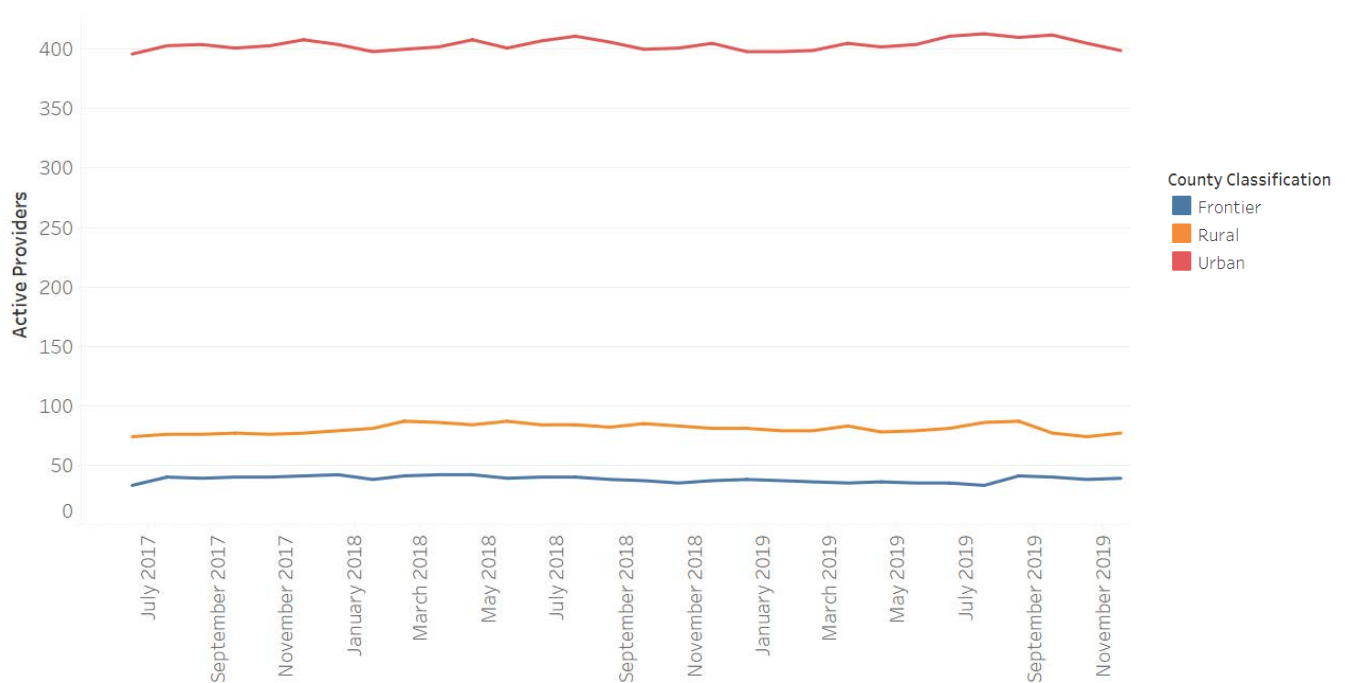
Rank	Procedure Code	Description	Count of Utilizers	Total Paid Dollars
1	T2031	ASSIST LIVING WAIVER PER DIEM	477,597	\$28,917,875
2	T1019	PERSONAL CARE SER PER 15 MIN	1,565,193	\$7,193,553
3	S5130	HOMEMAKER SERVICES MOS PER 15 MIN	740,764	\$3,404,538
4	S5105	CENTERBASED ADULT DAY SVC PER DIEM	20,922	\$575,071
5	A0120	NONER TRANSPORT MINI-BUS	27,758	\$414,848
6	A0130	NONER TRANSPORT WHEELCHAIR VAN	2,150	\$41,388
7	S5151	UNSKILLED RESPITE CARE PER DIEM	477	\$26,019
8	S5170	HOME DELIVERED PREPARED MEAL	2,169	\$23,425
9	H0045	RESPITE NOT-IN-HOME PER DIEM	163	\$21,006
10	H2014	SKILLS TRAIN AND DEV, 15 MIN	453	\$4,231



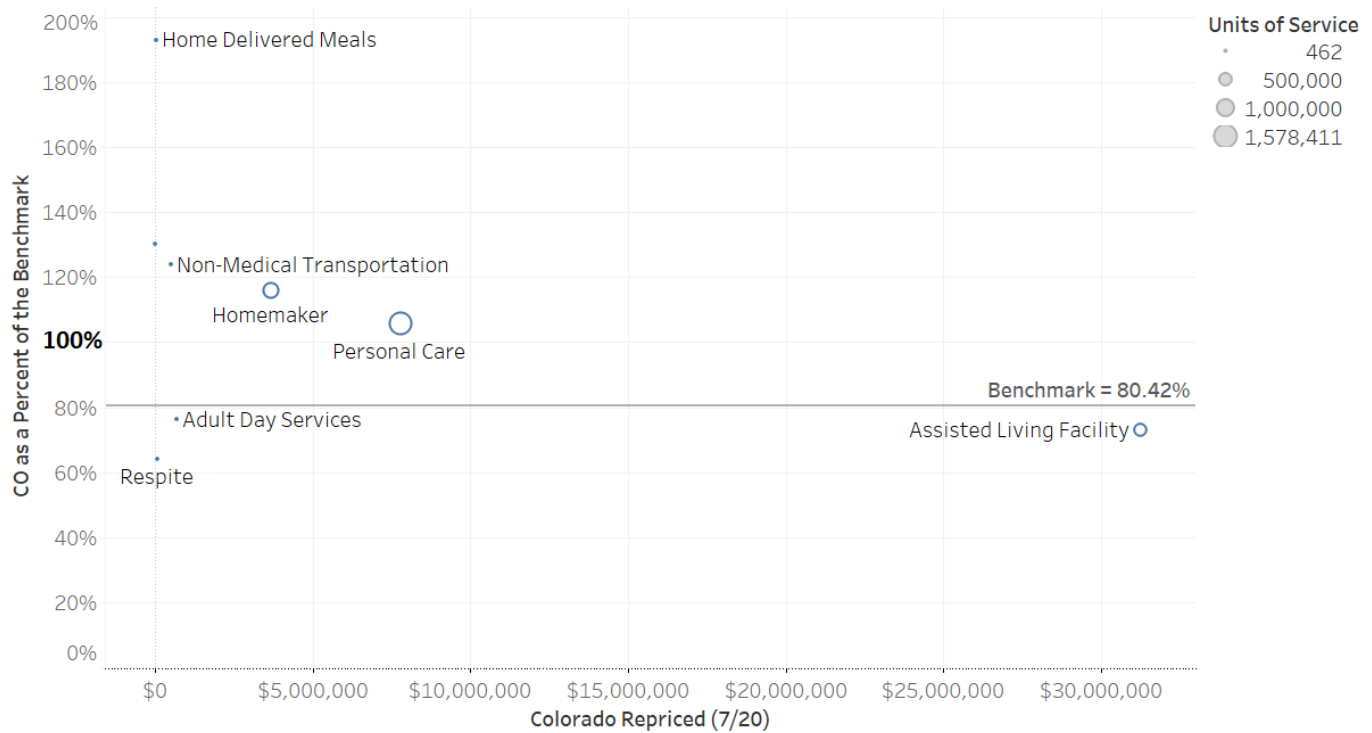
CMHS – Distinct Utilizers Over Time



CMHS – Active Providers Over Time



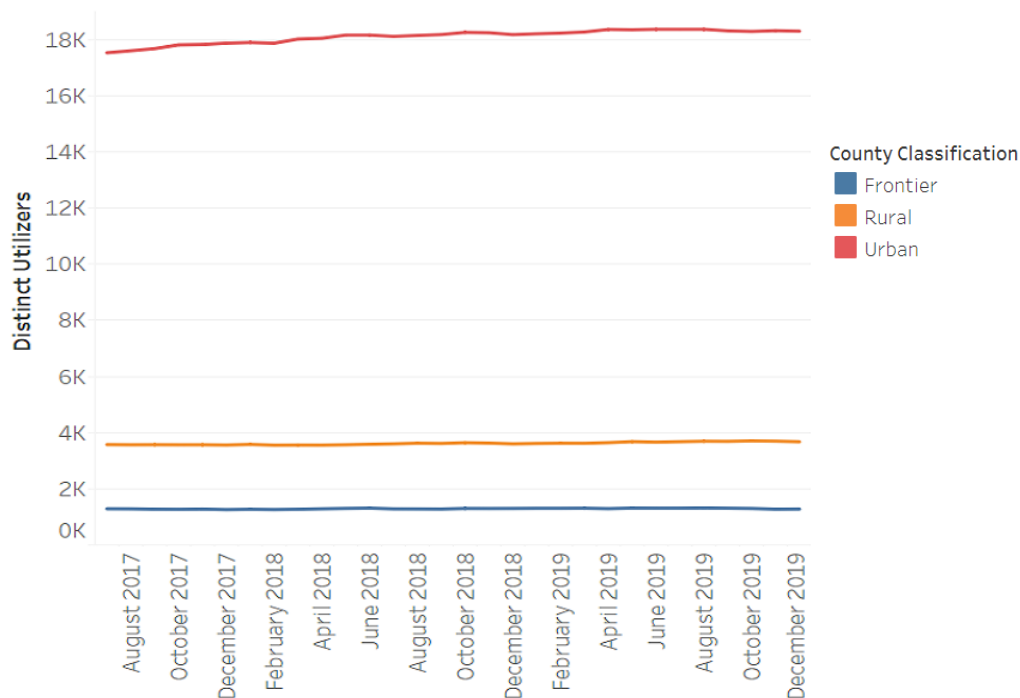
CMHS – Rate Comparison by Total Paid Units and Dollars CY 2019



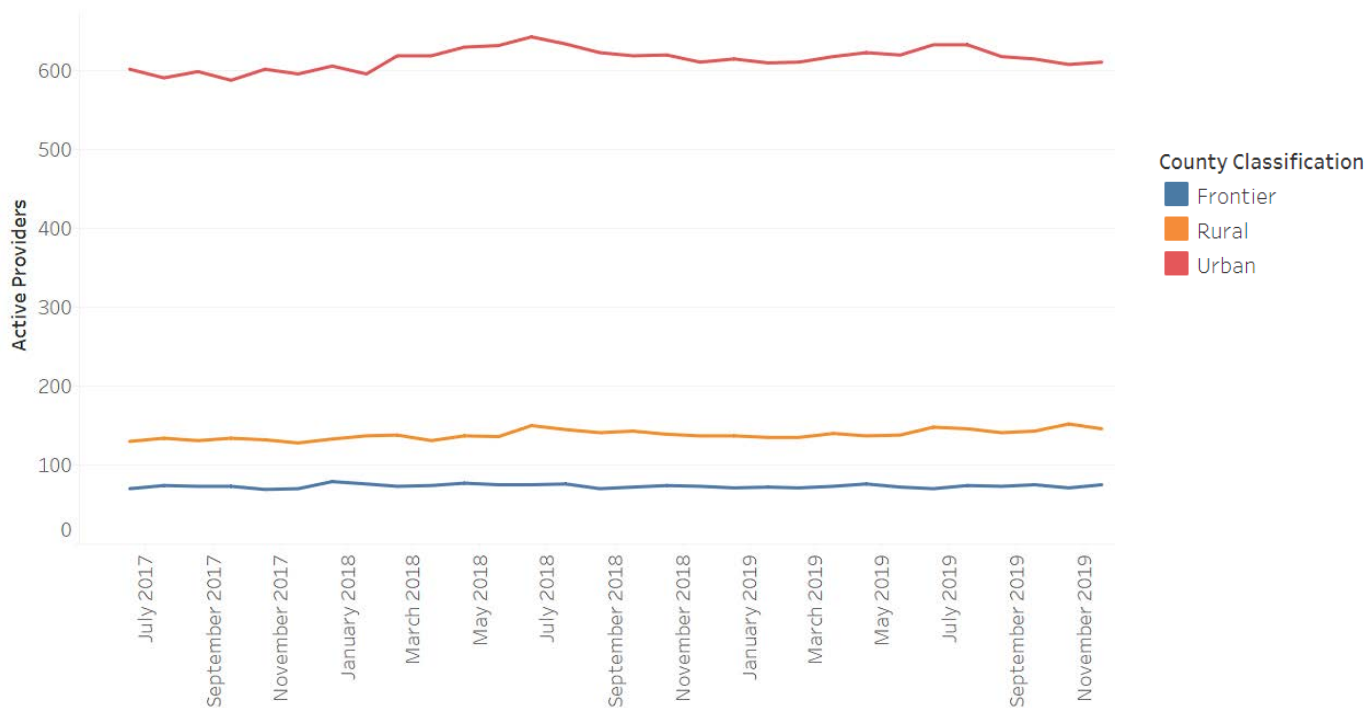
Elderly, Blind, and Disabled Waiver (EBD) – Top 10 Procedure Codes by Total Paid Dollars CY 2019

Rank	Procedure Code	Description	Count of Utilizers	Total Paid Dollars
1	T1019	PERSONAL CARE SER PER 15 MIN	38,091,413	\$175,039,240
2	H0038	IHSS HEALTH MAINTENANCE SVC PER 15 MIN	9,950,454	\$74,722,277
3	S5130	HOMEMAKER SERVICE NOS PER 15 MIN	8,335,842	\$38,291,440
4	T2031	ASSIST LIVING WAIVER PER DIEM	679,973	\$34,722,196
5	S5105	CENTER BASED ADULT DAY SVC PER DIEM	652,862	\$17,508,937
6	A0120	NONER TRANSPORT MINI-BUS	558,728	\$7,098,460
7	A0130	NONER TRANSPORT WHEELCHAIR VAN	64,334	\$1,164,574
8	H0045	RESPIRE NOT-IN-HOME PER DIEM	5,045	\$645,486
9	S5150	UNSKILLED RESPIRE CARE PER 15 MIN	42,743	\$210,853
10	S5170	HOMEDELIVERED PREPARED MEAL	9,436	\$101,909

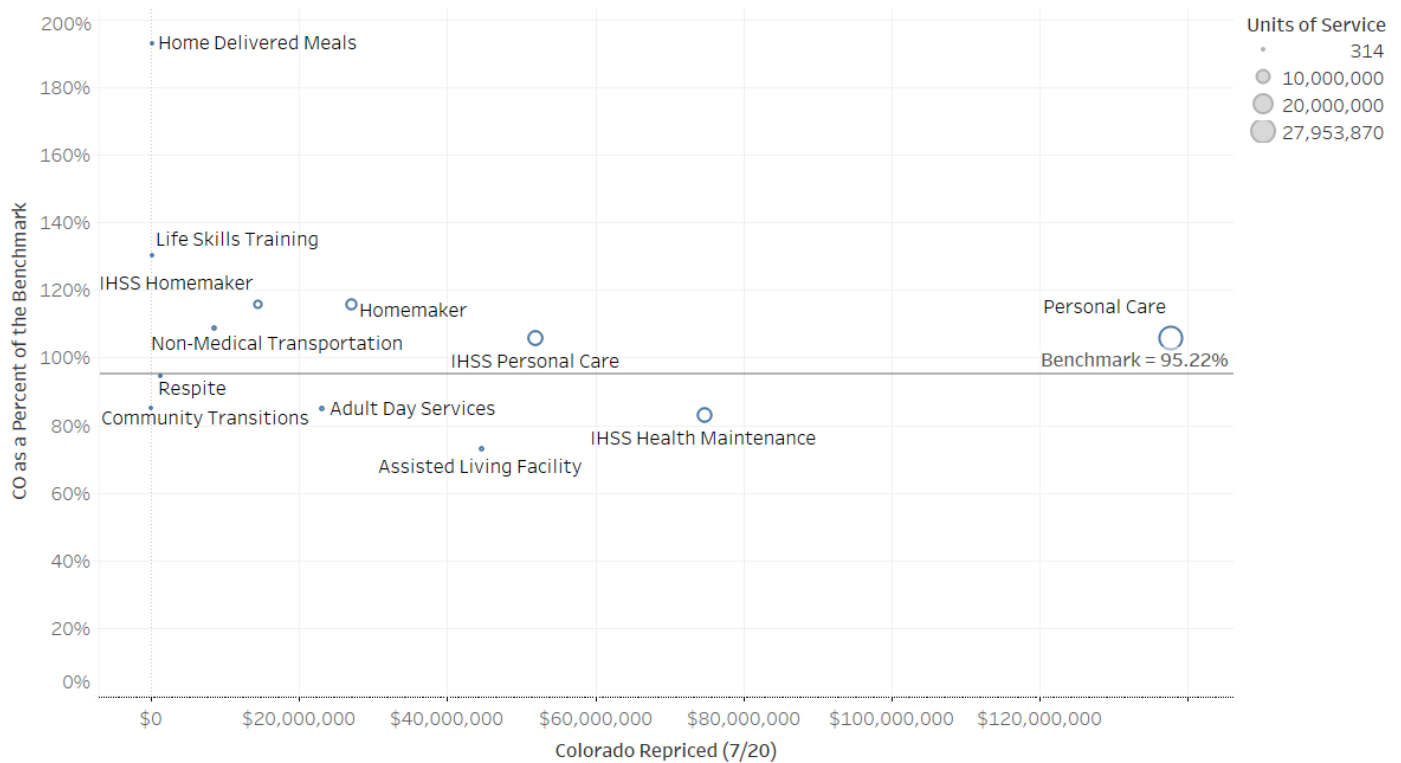
EBD – Distinct Utilizers Over Time



EBD – Active Providers Over Time



EBD – Rate Comparison by Total Paid Units and Dollars CY 2019

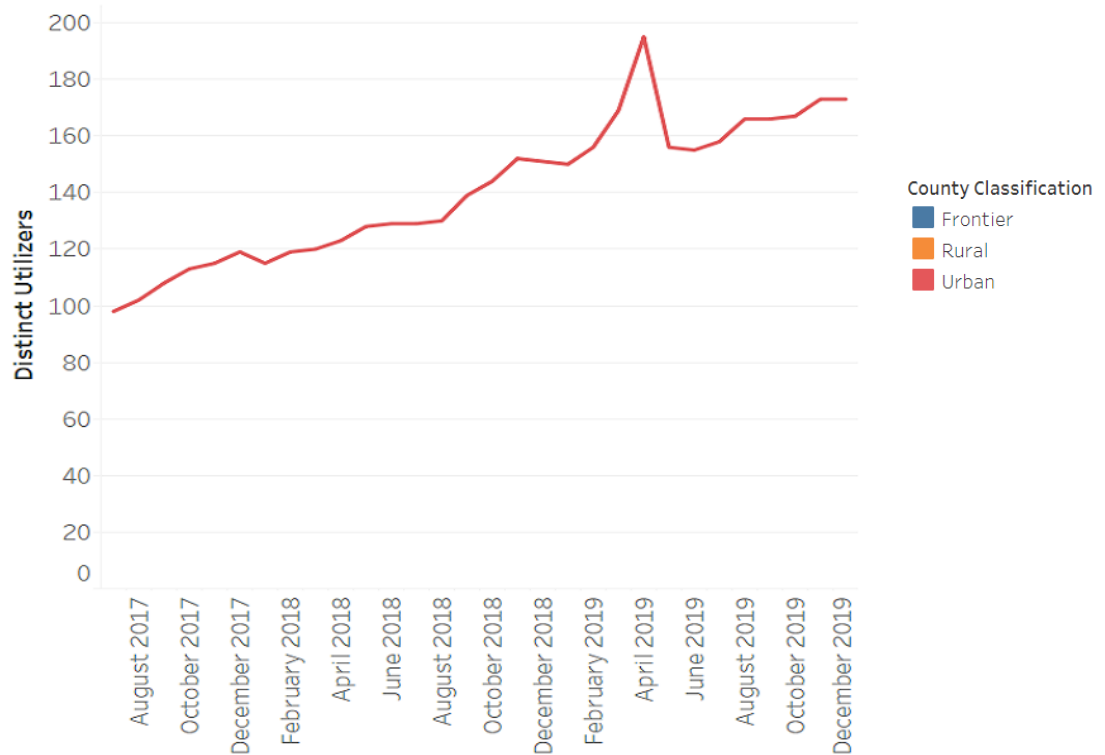


Waiver for Persons with Spinal Cord Injury (SCI) – Top Paid Procedure Codes by Total Amount Paid CY 2019

Rank	Procedure Code	Description	Count of Utilizers	Total Paid Dollars
1	H0038	IHSS HEALTH MAINTENANCE PER 15 MIN	289,712	\$2,162,962
2	T1019	PERSONAL CARE SER PER 15 MIN	101,755	\$467,256
3	S5130	HOMEMAKER SERVICE NOS PER 15 MIN	53,349	\$244,973
4	97124	MASSAGE THERAPY	13,655	\$194,643
5	97814	ACUPUNCTURE WITH STIMUL ADDL PER 15 MIN	7,362	\$136,233
6	98942	CHIROPRACTIC MANJ 5 REGIONS	2,876	\$68,470
7	A0130	NONER TRANSPORT WHEELCHAIR VAN	1,620	\$36,232
8	S5105	CENTER BASED ADULT DAY SERVICES PER DIEM	971	\$30,703
9	S5150	UNSKILLED RESPITE CARE PER 15 MIN	979	\$4,874
10	A0120	NONER TRANSPORT MINI-BUS	159	\$3,187

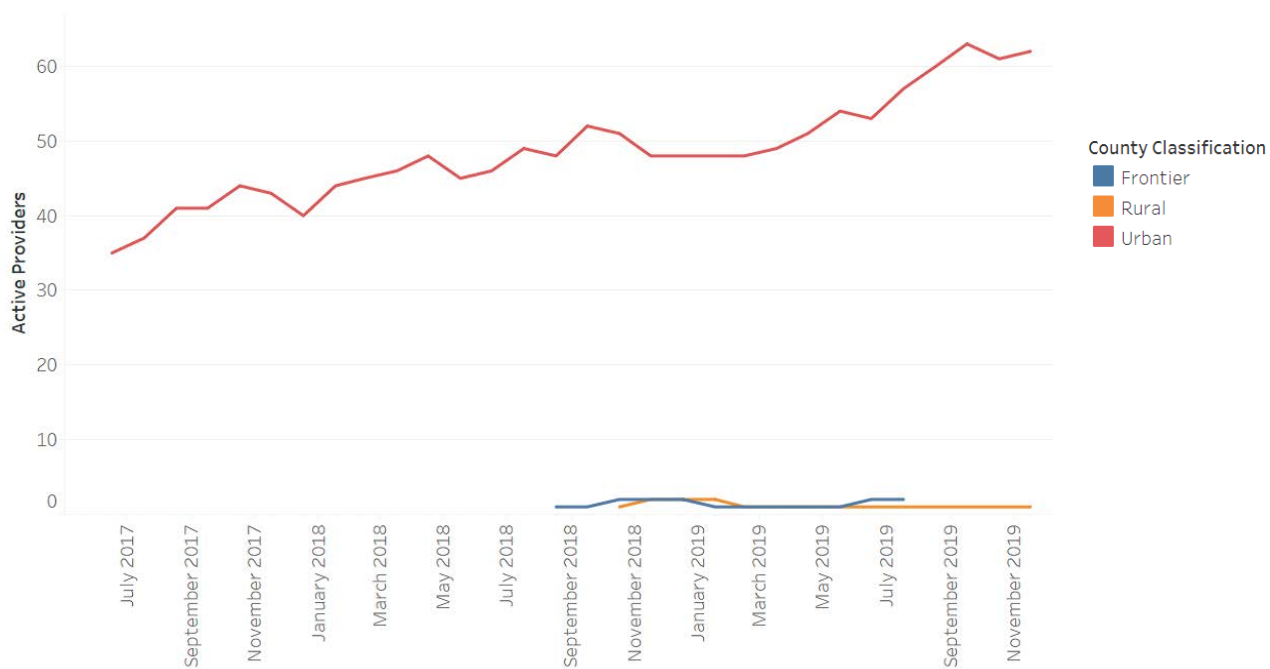


SCI – Distinct Utilizers Over Time

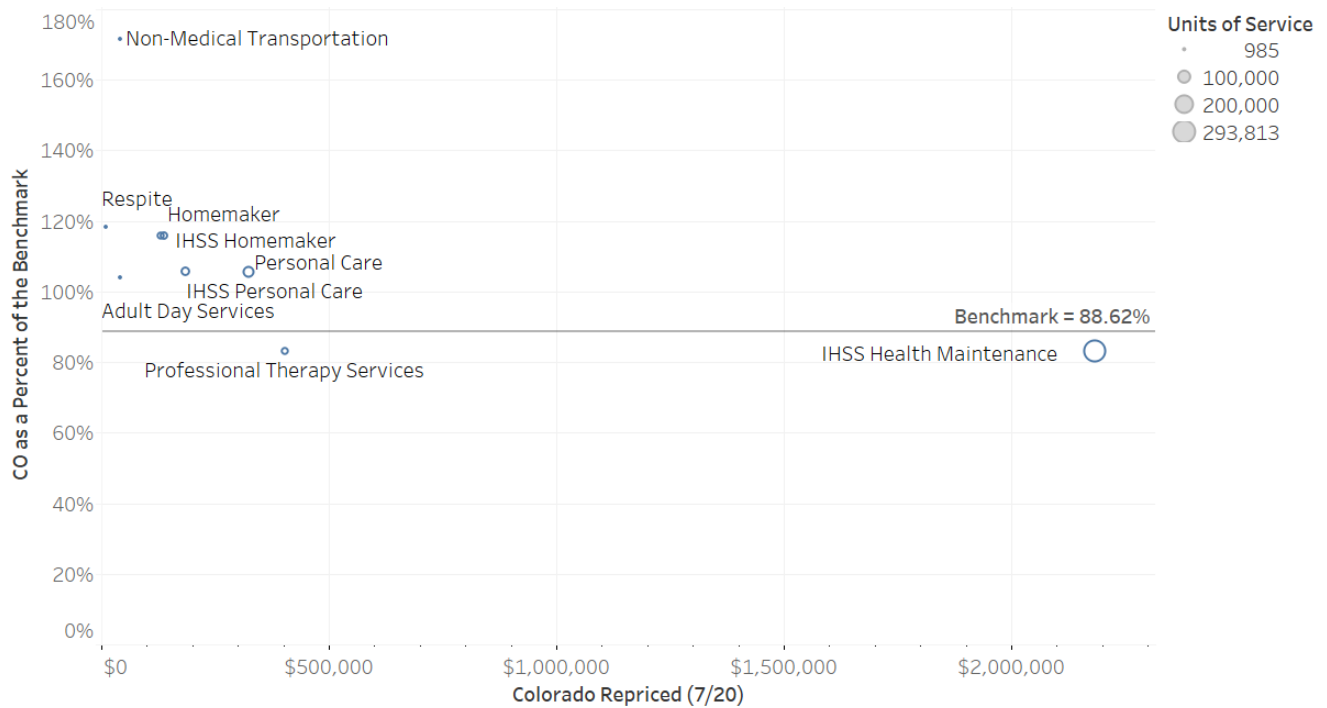


*Some data is blinded for PHI

SCI – Active Providers Over Time



SCI – Rate Comparison by Total Paid Units and Dollars CY 2019

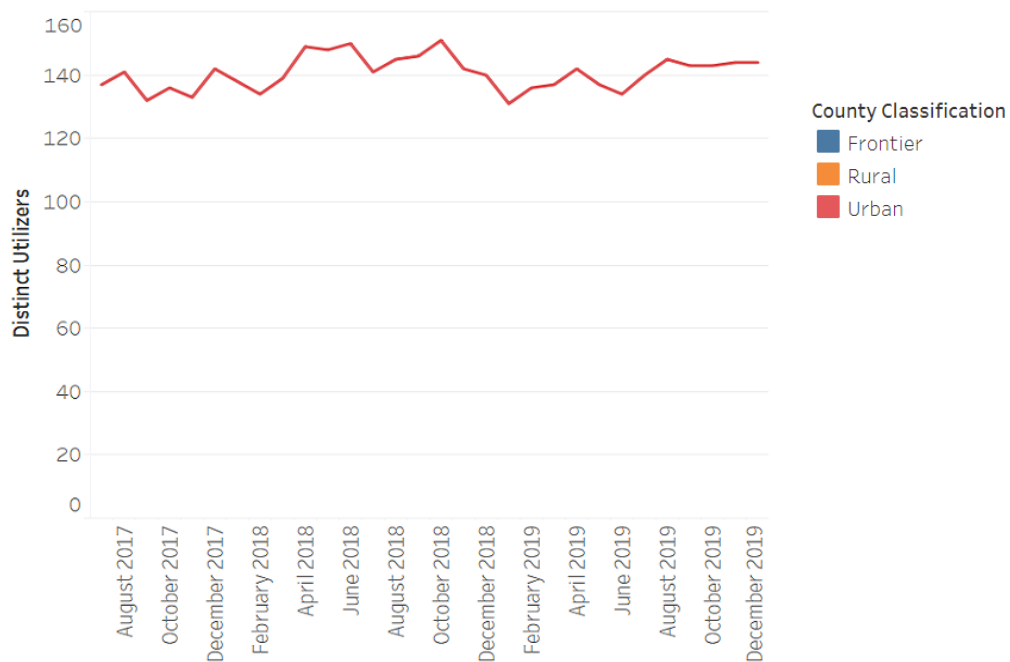


Waiver for Children with Life Limiting Illness (CLLI) – Top Nine Procedure Codes by Total Paid Dollars CY 2019

Rank	Procedure Code	Procedure Code Description	Count of Utilizers	Paid Amount
1	S0257	END OF LIFE COUNSELING	8,968	\$250,812
2	H2032	ACTIVITY THERAPY, PER 15 MIN	11,955	\$193,569
3	97124	MASSAGE THERAPY	5,752	\$104,345
4	S9123	NURSING CARE IN HOME RN	429	\$33,202
5	S5151	UNSKILLED RESPITECARE /DIEM	279	\$27,781
6	G9012	OTHER SPECIFIED CASE MGMT	1,050	\$21,728
7	S9125	RESPITE CARE, IN THE HOME, PER DIEM	51	\$11,801
8	T1005	RESPITE CARE SERVICE 15 MIN	360	\$4,718
9	S5150	UNSKILLED RESPITE CARE /15M	373	\$1,993



CLLI – Distinct Utilizers Over Time

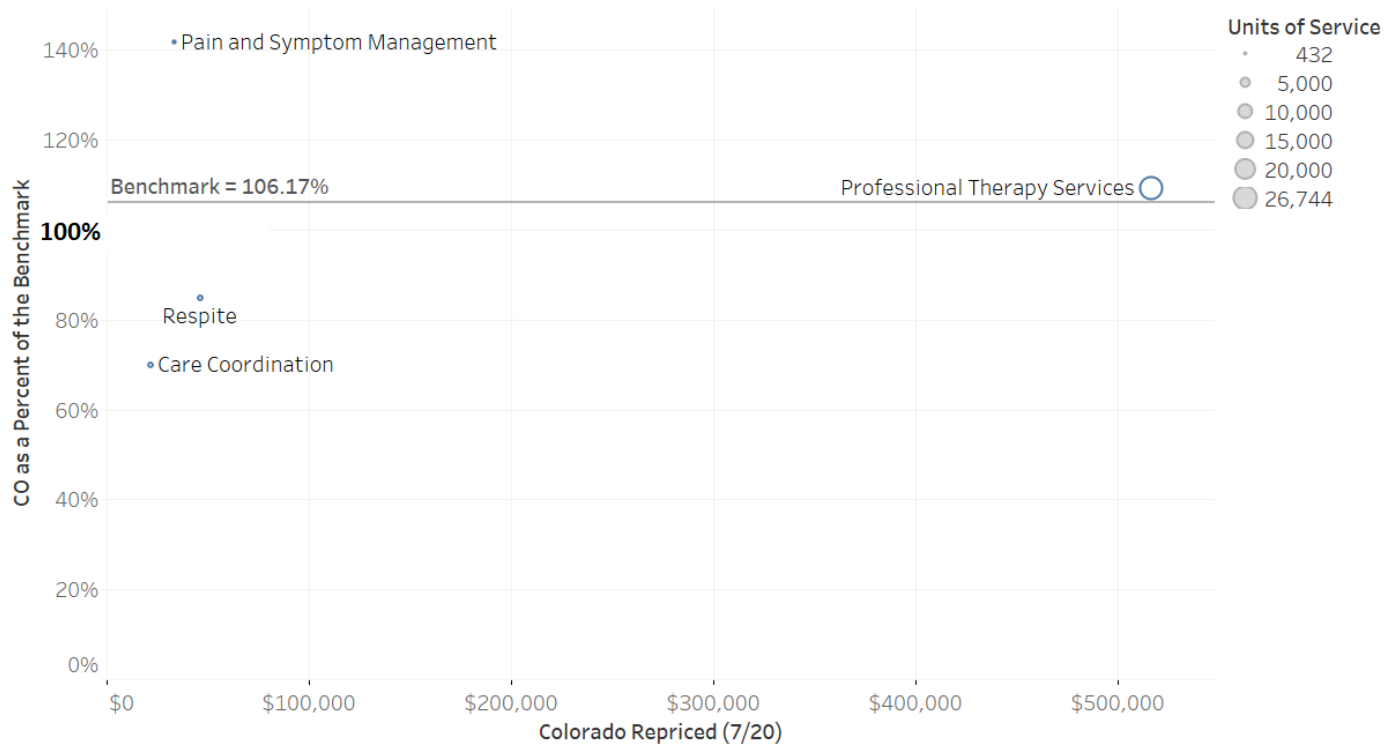


*Some data is blinded for PHI

CLLI – Active Providers Over Time



CLLI – Rate Comparison by Total Paid Units and Dollars CY 2019

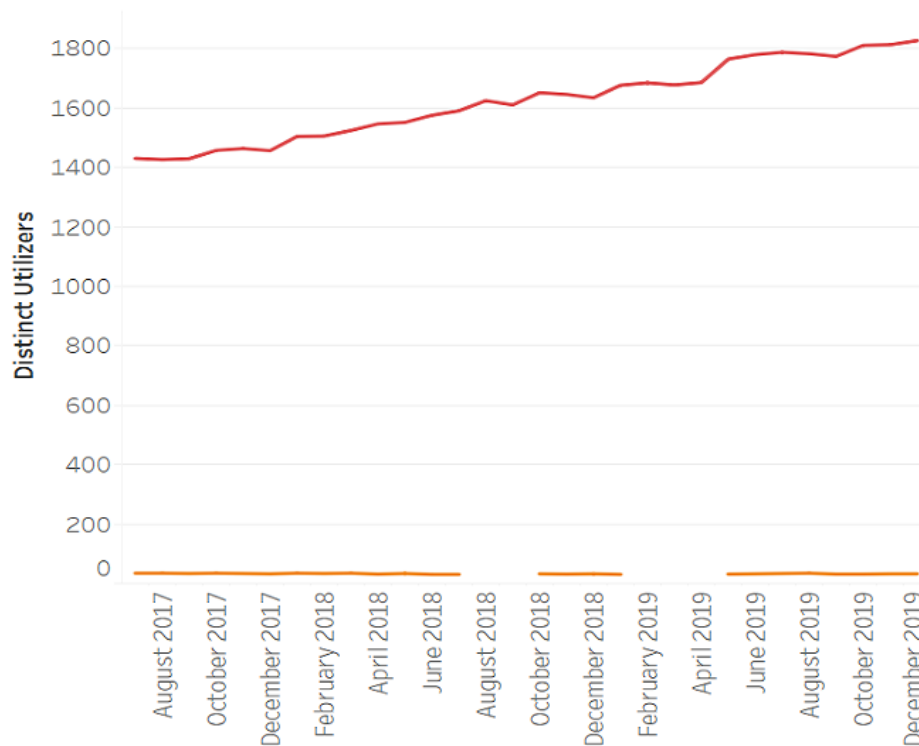


Children's Extensive Supports Waiver (CES) – Top Seven Procedure Codes by Total Paid Amount CY 2019

Rank	Procedure Code	Description	Count of Utilizers	Total Paid Dollars
1	S5150	UNSKILLED RESPITE CARE PER 15 MIN	1,556,615	\$8,278,807
2	H2021	COMMUNITY CONNECTOR WRAP-AROUND SVC 15 MIN	704,883	\$6,341,607
3	S5130	HOMEMAKER SERVICE NOS PER 15 MIN	603,494	\$3,208,652
4	G0176	OPPS/PHP; ACTIVITY THERAPY	113,459	\$2,275,791
5	97124	MASSAGE THERAPY	91,498	\$1,753,690
6	S5151	UNSKILLED RESPITE CARE PER DIEM	3,241	\$669,349
7	S8940	HIPPOTHERAPY PER SESSION	10,512	\$223,061

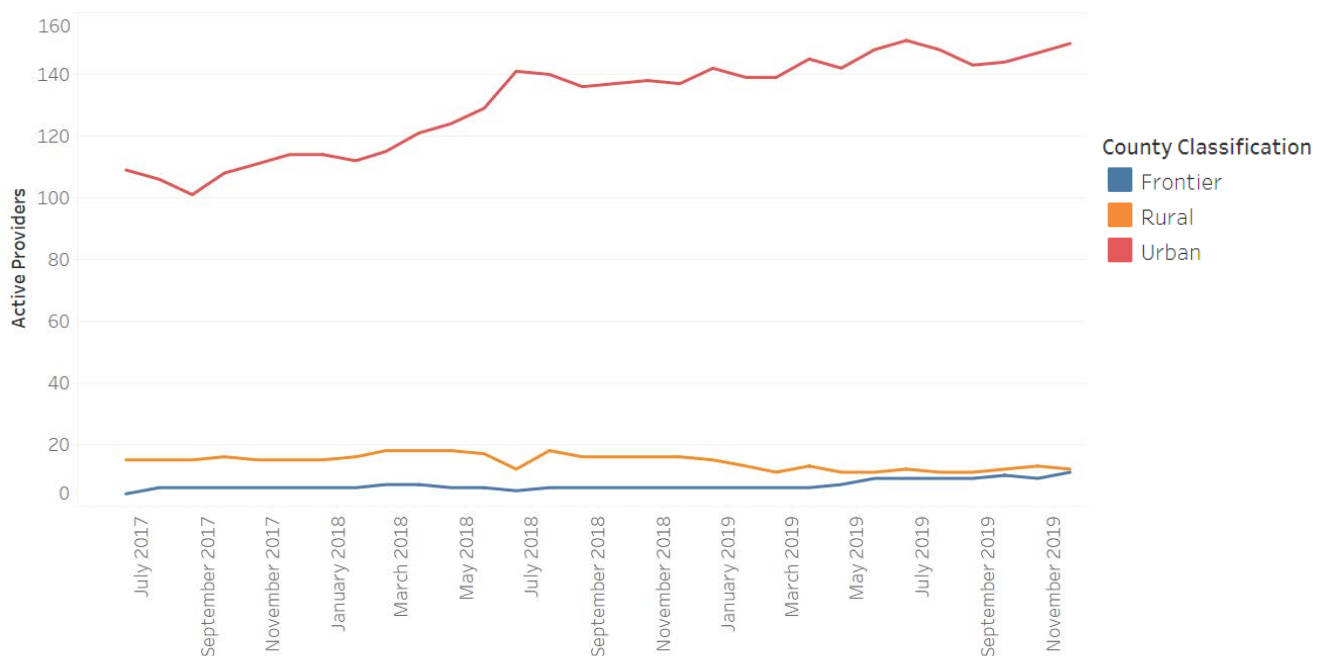


CES – Distinct Utilizers Over Time

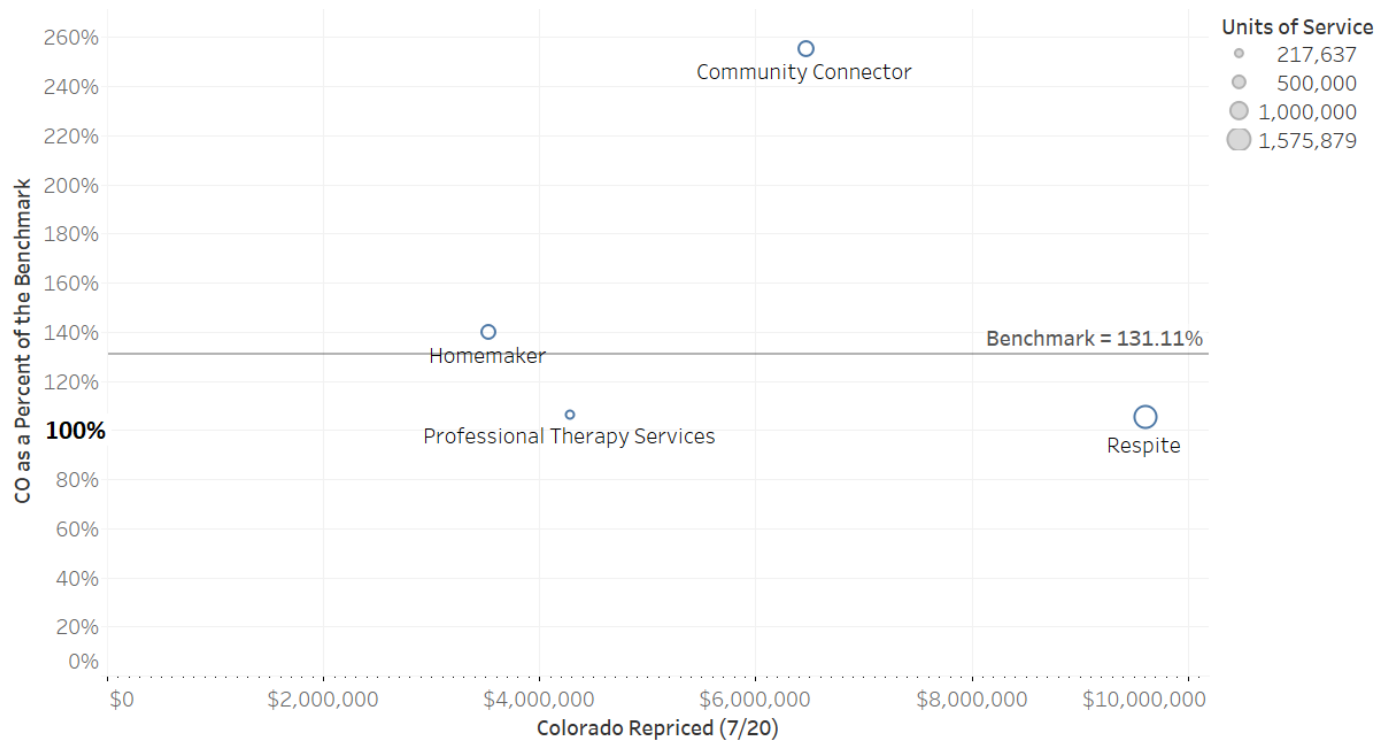


*Some data is blinded for PHI

CES – Active Providers Over Time



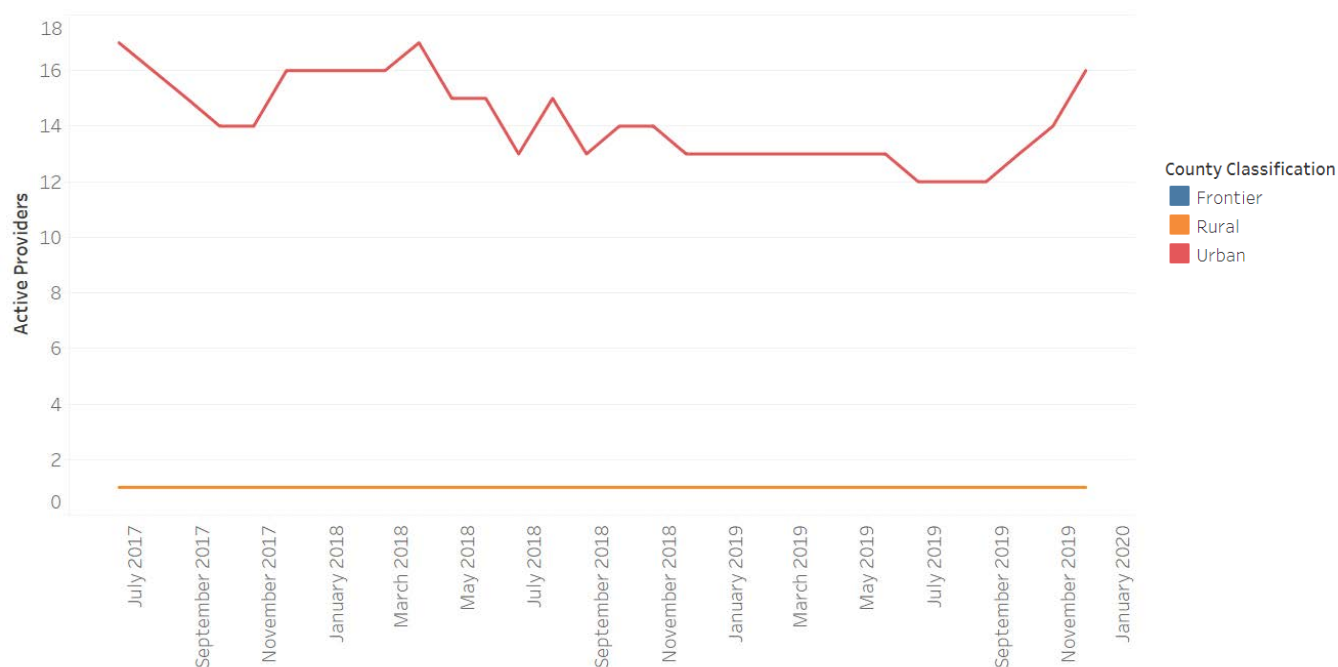
CES – Rate Comparison by Total Paid Units and Dollars CY 2019



Children’s Habilitation Residential Program Waiver (CHRP) – Top Five Procedure Codes by Total Paid Dollars CY 2019¹

Rank	Procedure Code	Description	Count of Utilizers	Total Paid Dollars
1	H0041	FOS C CHILD NON-THER PER DIEM	8,643	\$1,348,323
2	T2016	HABIL RES WAIVER PER DIEM	953	\$165,277
3	H2021	SUPPORTED COMM CONNECT WRAP-AROUND SV PER 15 MIN	395	\$4,286
4	G0176	OPPS/PHP; ACTIVITY THERAPY	36	\$762
5	97124	MASSAGE THERAPY	PHI	PHI

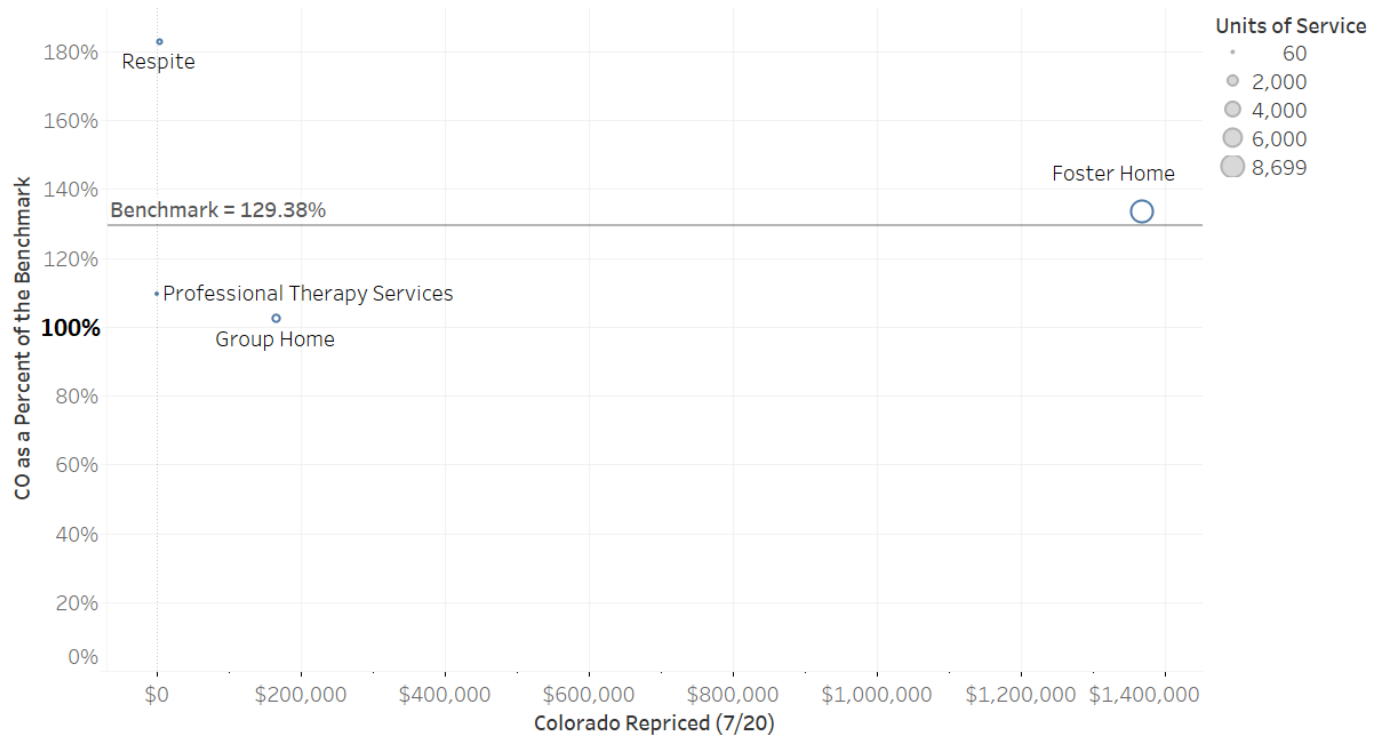
CHRP – Active Providers Over Time CY 2019



¹ Due to PHI, the Department is not able to show the Distinct Utilizers Over Time CY 2019 metric visual.



CHRP – Rate Comparison by Total Paid Units and Dollars CY 2019

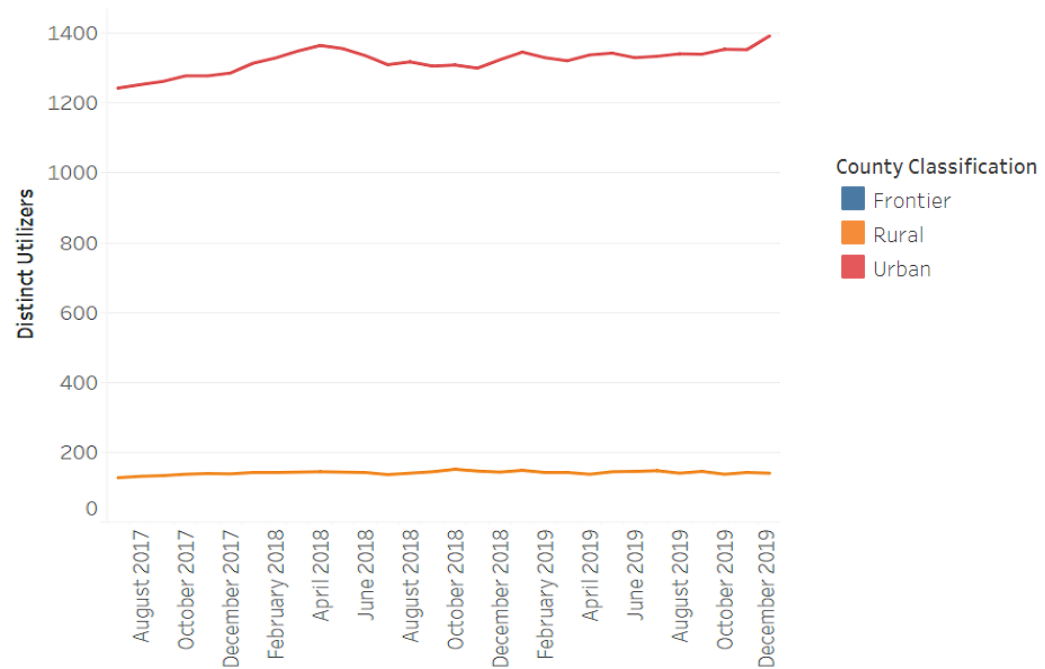


Children's HCBS Waiver (CHCBS) – Top Two Procedure Codes by Total Paid Dollars CY 2019

Rank	Procedure Code	Description	Count of Utilizers	Total Paid Dollars
1	H0038	IHSS HEALTH MAINTENANCE SVC PER 15 MIN	5,577,474	\$41,662,300
2	T1016	CASE MANAGEMENT	219,850	1,953,126

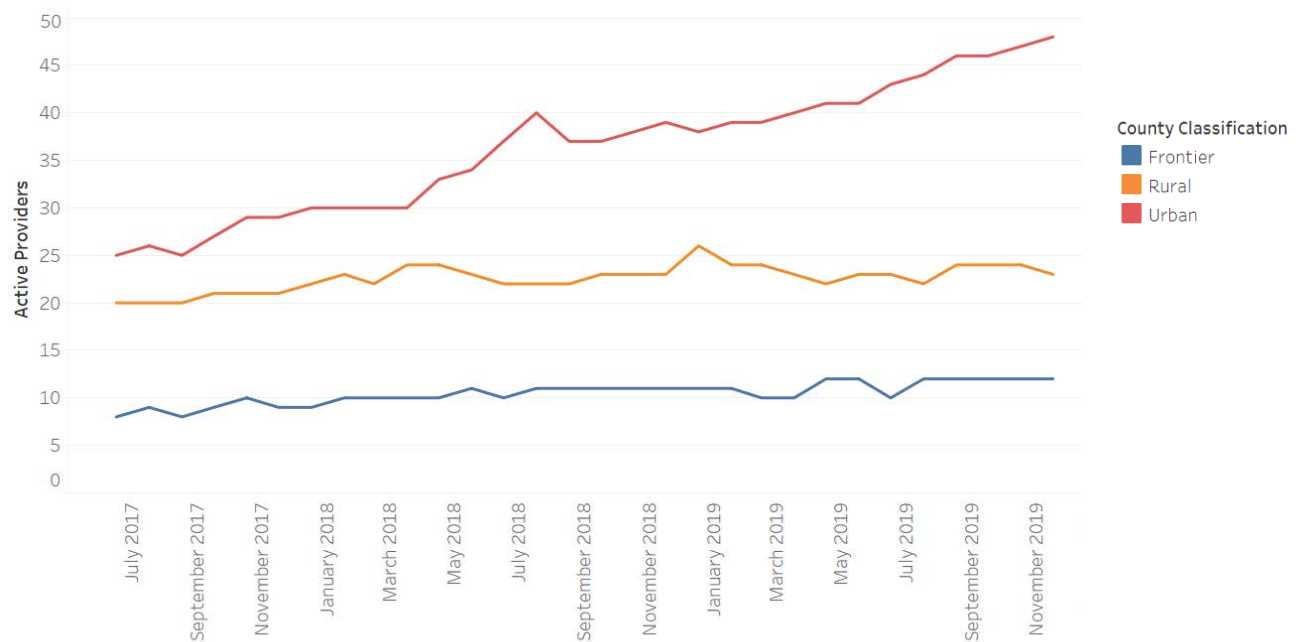


CHCBS – Distinct Utilizers Over Time

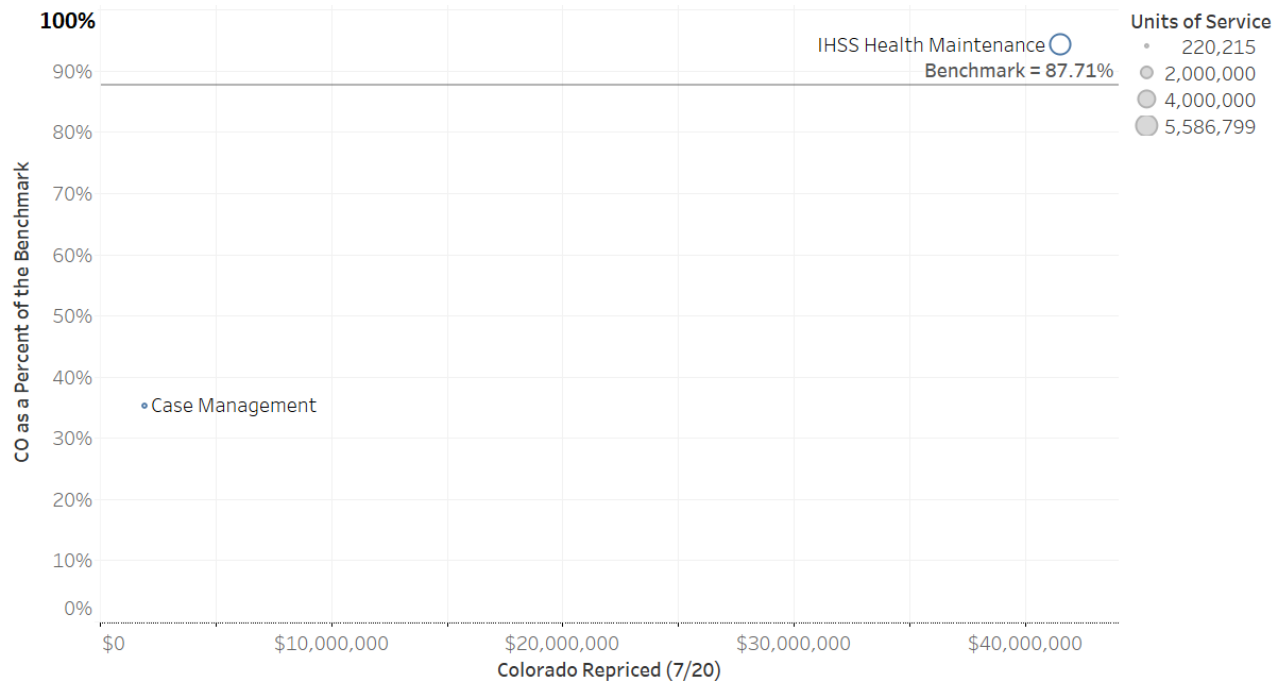


*Some data is blinded for PHI

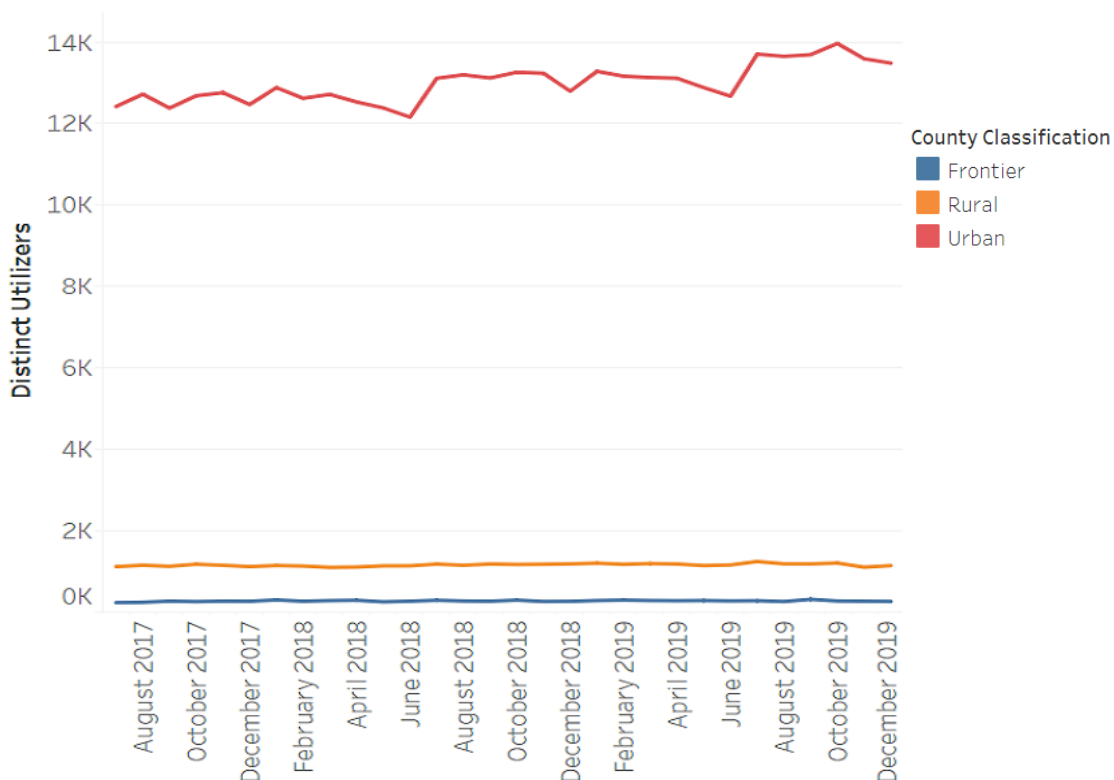
CHCBS – Active Providers Over Time



CHCBS – Rate Comparison by Total Paid Units and Dollars CY 2019



Targeted Case Management (TCM) – Distinct Utilizers Over Time



TCM – Active Providers Over Time

