

Key Performance Indicators (KPIs) SFYs 21-23

Updated December 2023



COLORADO

Department of Health Care
Policy & Financing

Key Performance Indicators

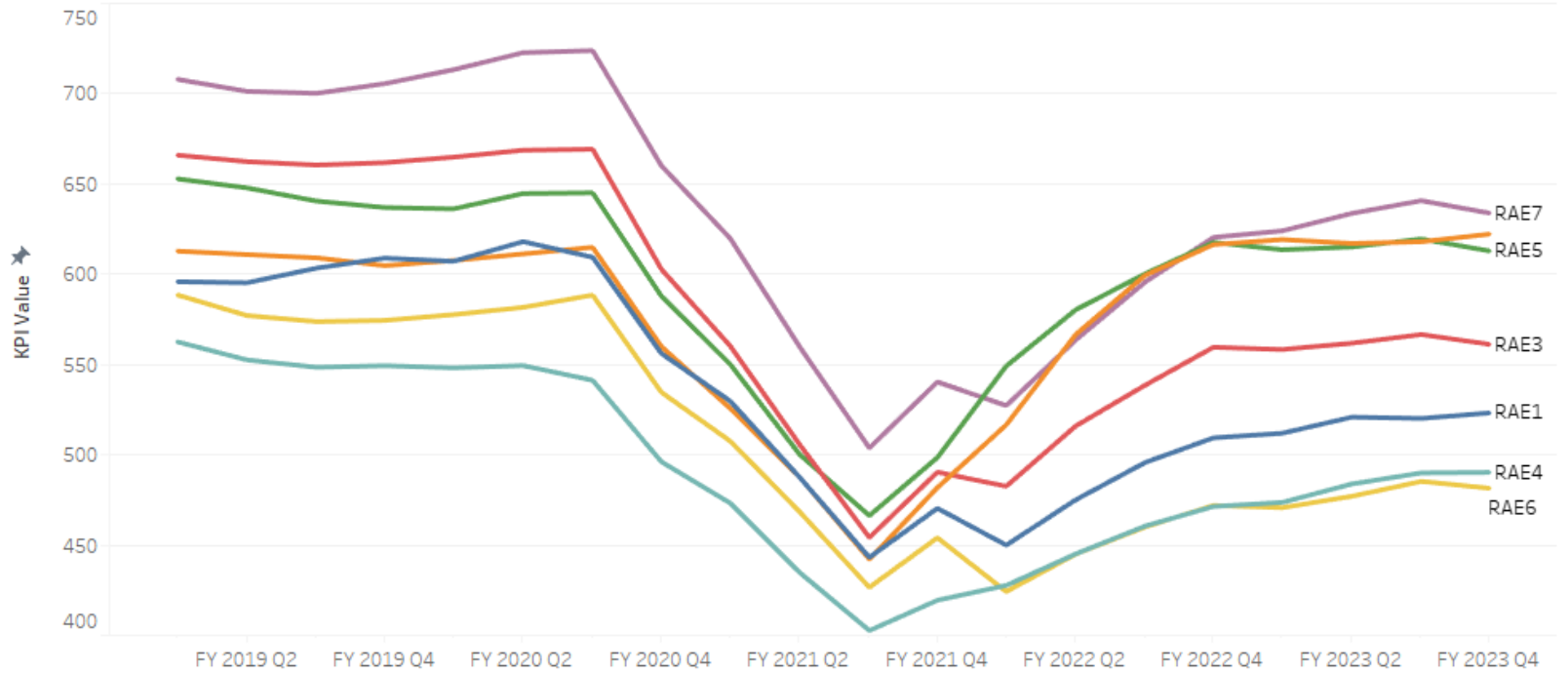
1. Emergency Department Visits PKPY (Risk Adjusted)
2. Behavioral Health Engagement
3. Dental Visits
4. Prenatal Visits
5. Child and Adolescent Well Visits
6. Well Child Visits 0-15 Months
7. Well Child Visits 15-30 Months



COLORADO

Department of Health Care
Policy & Financing

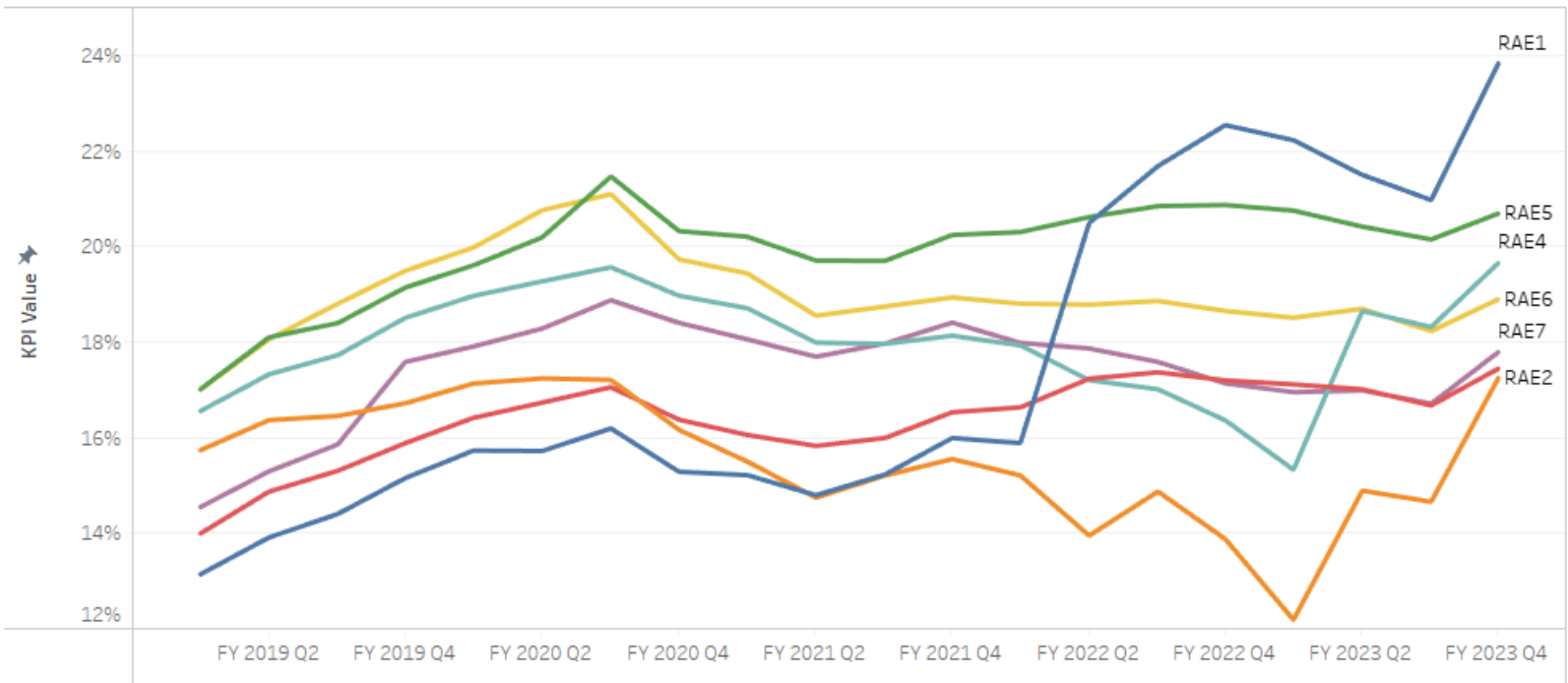
Risk Adjusted ED Visits PKPY KPI Time Trend



	FY 2021				FY 2022				FY 2023				Emergency Department PKPY
	Q1	Q2	Q3	Q4	Q1	Q2	Q3	Q4	Q1	Q2	Q3	Q4	
RAE1	529.7	487.4	443.1	470.4	449.9	475.1	495.8	509.4	511.9	520.8	520.1	523.2	553.3
RAE2	525.7	487.5	442.1	481.8	516.6	566.7	599.5	616.4	619.2	617.0	618.0	622.2	585.2
RAE3	560.3	505.5	454.2	490.4	482.5	516.0	538.6	559.5	558.3	561.8	566.6	561.2	607.0
RAE4	473.2	434.7	402.6	419.4	427.6	445.1	460.6	471.4	473.6	483.8	490.0	490.2	526.4
RAE5	550.1	500.1	466.3	498.5	549.1	580.3	600.3	617.6	613.6	615.1	619.5	612.9	620.1
RAE6	507.6	468.3	426.6	454.0	424.2	445.0	460.0	471.9	470.7	477.0	485.3	481.5	534.5
RAE7	619.8	559.7	503.8	540.4	527.2	563.6	595.8	620.4	624.0	633.7	640.8	633.9	647.9



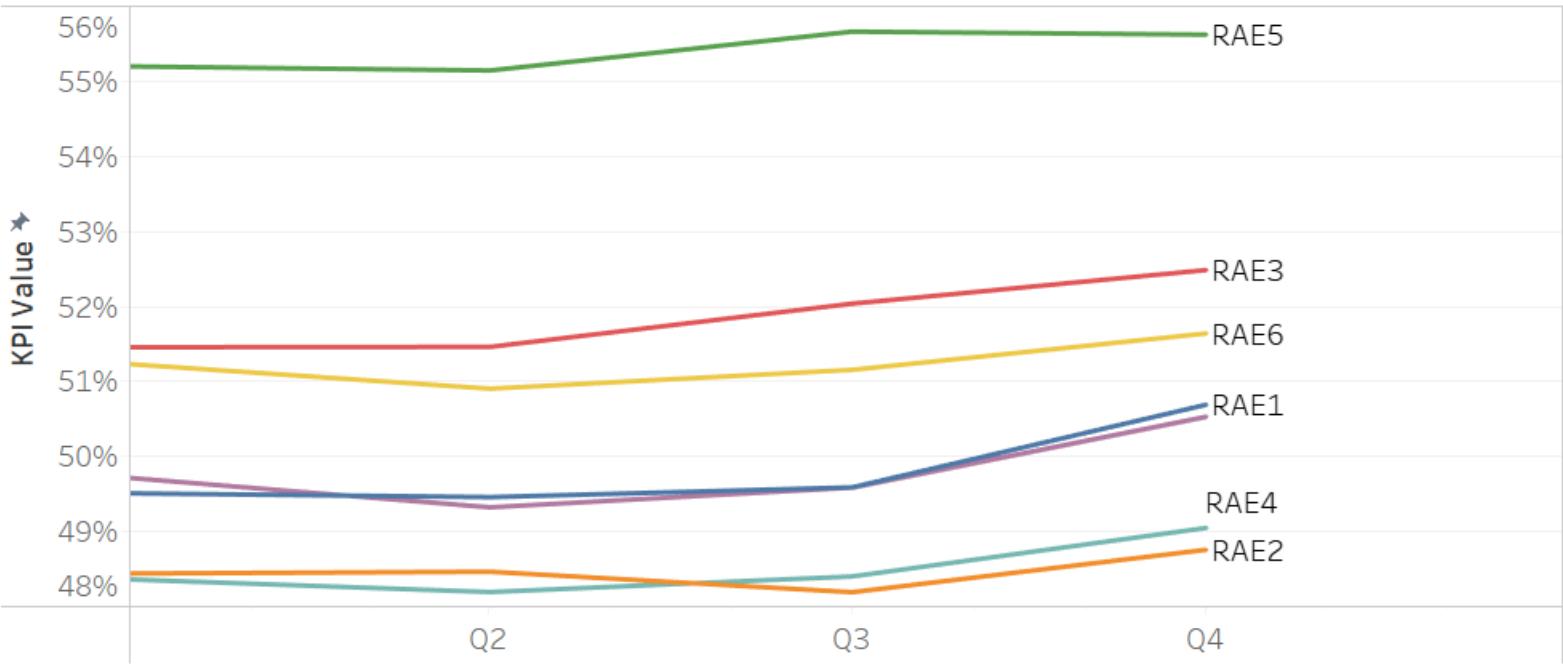
BH Engagement KPI Time Trend



	FY 2021				FY 2022				FY 2023				Behavioral	Target Met
	Q1	Q2	Q3	Q4	Q1	Q2	Q3	Q4	Q1	Q2	Q3	Q4		
RAE1	15.21%	14.79%	15.23%	15.99%	15.88%	20.49%	21.68%	22.54%	22.22%	21.50%	20.97%	23.83%	14.06%	Met Target Tie..
RAE2	15.50%	14.74%	15.20%	15.55%	15.21%	13.95%	14.87%	13.88%	12.19%	14.89%	14.66%	17.25%	15.56%	Met Target Tie..
RAE3	16.05%	15.83%	15.99%	16.53%	16.63%	17.23%	17.37%	17.20%	17.11%	17.01%	16.67%	17.44%	14.91%	No Target Met
RAE4	18.71%	17.99%	17.96%	18.13%	17.93%	17.20%	17.01%	16.36%	15.33%	18.65%	18.31%	19.66%	17.40%	Met Target Tie..
RAE5	20.20%	19.70%	19.70%	20.24%	20.30%	20.61%	20.84%	20.87%	20.75%	20.41%	20.14%	20.69%	18.28%	Met Target Tie..
RAE6	19.43%	18.55%	18.74%	18.93%	18.80%	18.78%	18.86%	18.65%	18.51%	18.69%	18.23%	18.90%	17.81%	Met Target Tie..
RAE7	18.06%	17.69%	17.97%	18.41%	17.98%	17.86%	17.58%	17.13%	16.95%	16.99%	16.71%	17.79%	16.08%	No Target Met



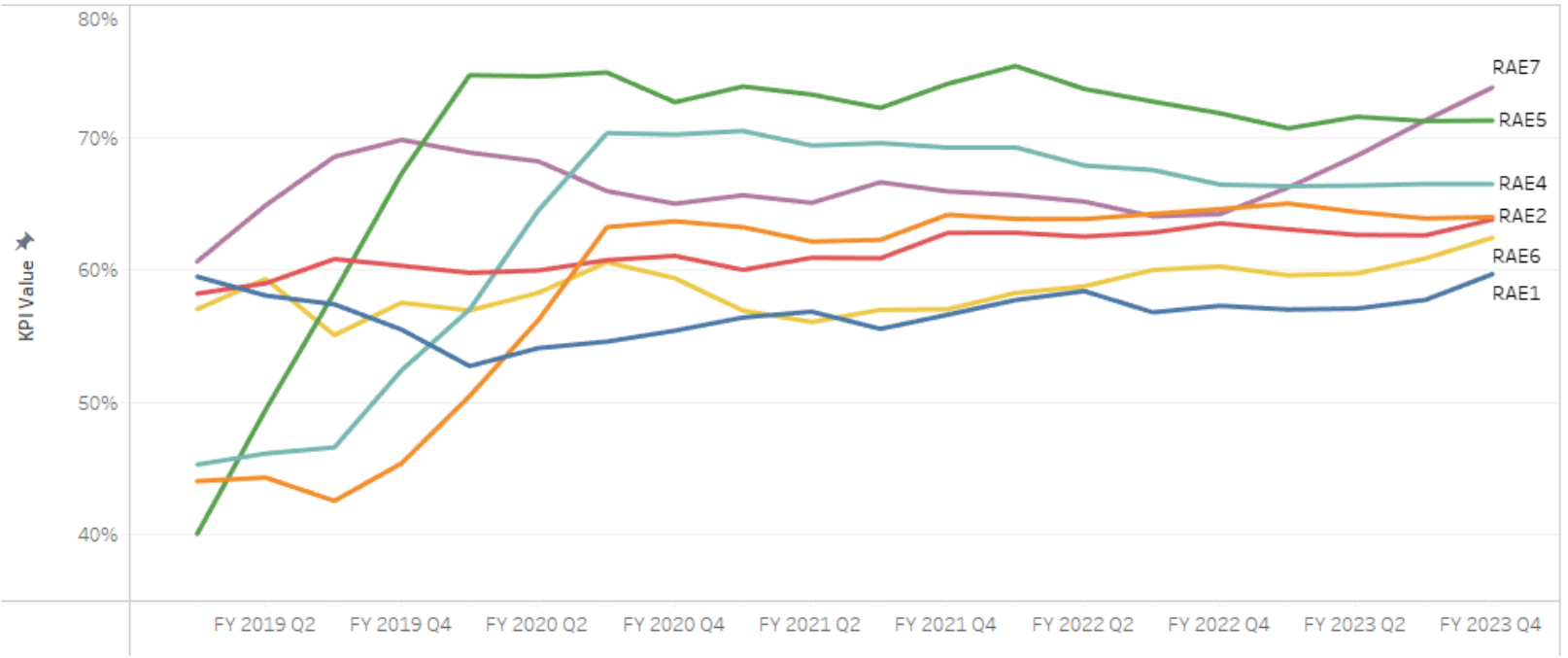
Dental Visits KPI Time Trend



RAE	FY 2023				Dental Visits	Target Met
	Q1	Q2	Q3	Q4		
RAE1	49.51%	49.46%	49.59%	50.69%	38.62%	No Target M..
RAE2	48.44%	48.47%	48.19%	48.76%	37.81%	No Target M..
RAE3	51.46%	51.46%	52.04%	52.49%	41.76%	Met Target ..
RAE4	48.36%	48.19%	48.40%	49.05%	36.19%	No Target M..
RAE5	55.20%	55.14%	55.66%	55.62%	40.81%	Met Target ..
RAE6	51.23%	50.90%	51.16%	51.64%	38.62%	No Target M..
RAE7	49.72%	49.32%	49.59%	50.53%	37.28%	No Target M..



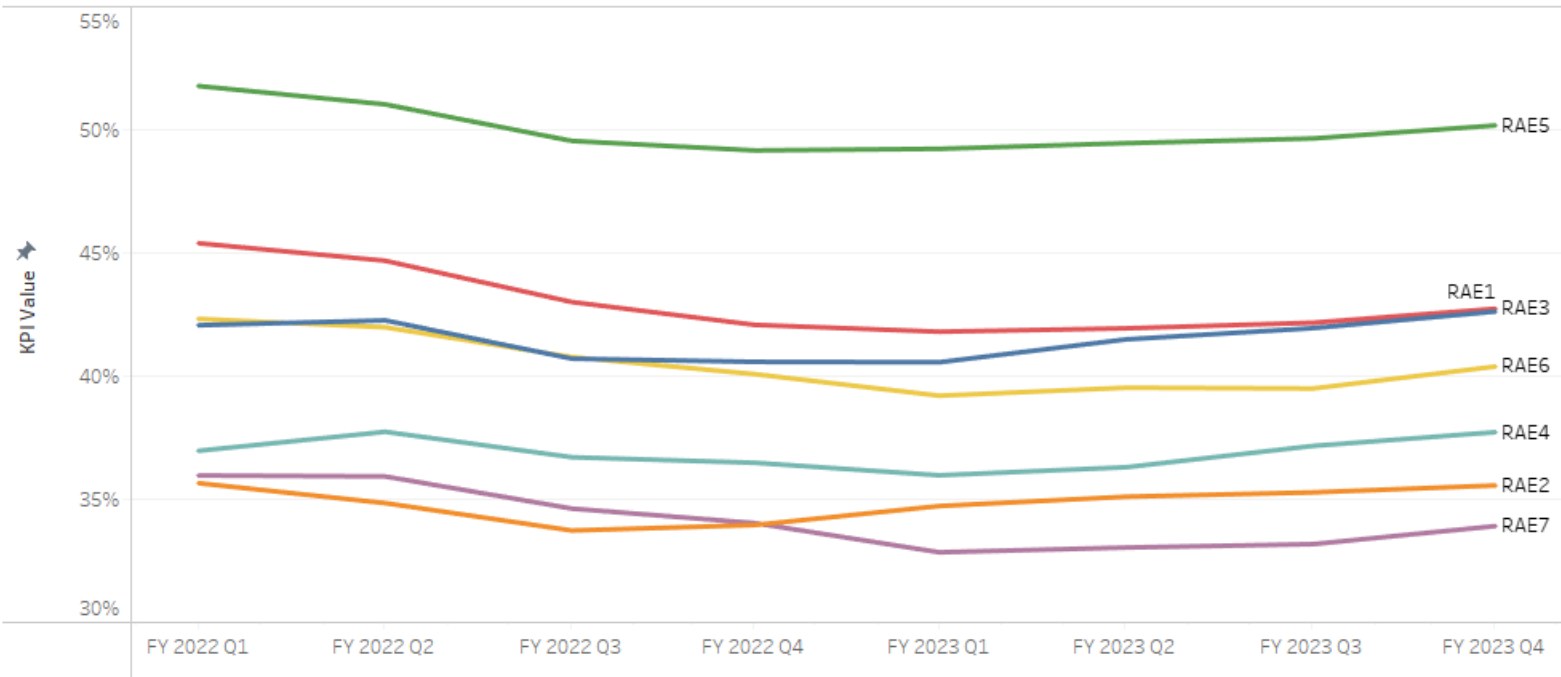
Prenatal KPI Time Trend



	FY 2021				FY 2022				FY 2023				Prenatal Visits	Target Met
	Q1	Q2	Q3	Q4	Q1	Q2	Q3	Q4	Q1	Q2	Q3	Q4		
RAE1	56.41%	56.85%	55.55%	56.61%	57.73%	58.40%	56.80%	57.29%	57.01%	57.08%	57.74%	59.70%	57.58%	Met Target Tier 1
RAE2	63.23%	62.14%	62.27%	64.17%	63.85%	63.84%	64.23%	64.60%	65.02%	64.37%	63.89%	64.00%	51.83%	Met Target Tier 1
RAE3	60.00%	60.92%	60.88%	62.79%	62.80%	62.52%	62.81%	63.52%	63.06%	62.65%	62.61%	63.81%	59.86%	No Target Met
RAE4	70.49%	69.39%	69.57%	69.24%	69.25%	67.88%	67.54%	66.44%	66.32%	66.37%	66.49%	66.49%	55.11%	Met Target Tier 1
RAE5	73.85%	73.24%	72.23%	74.05%	75.40%	73.67%	72.71%	71.83%	70.68%	71.56%	71.24%	71.29%	58.06%	Met Target Tier 2
RAE6	56.93%	56.07%	56.99%	57.03%	58.26%	58.76%	60.00%	60.26%	59.59%	59.72%	60.88%	62.44%	57.04%	Met Target Tier 1
RAE7	65.64%	65.07%	66.62%	65.93%	65.65%	65.16%	64.05%	64.22%	66.22%	68.62%	71.30%	73.79%	61.85%	Met Target Tier 2



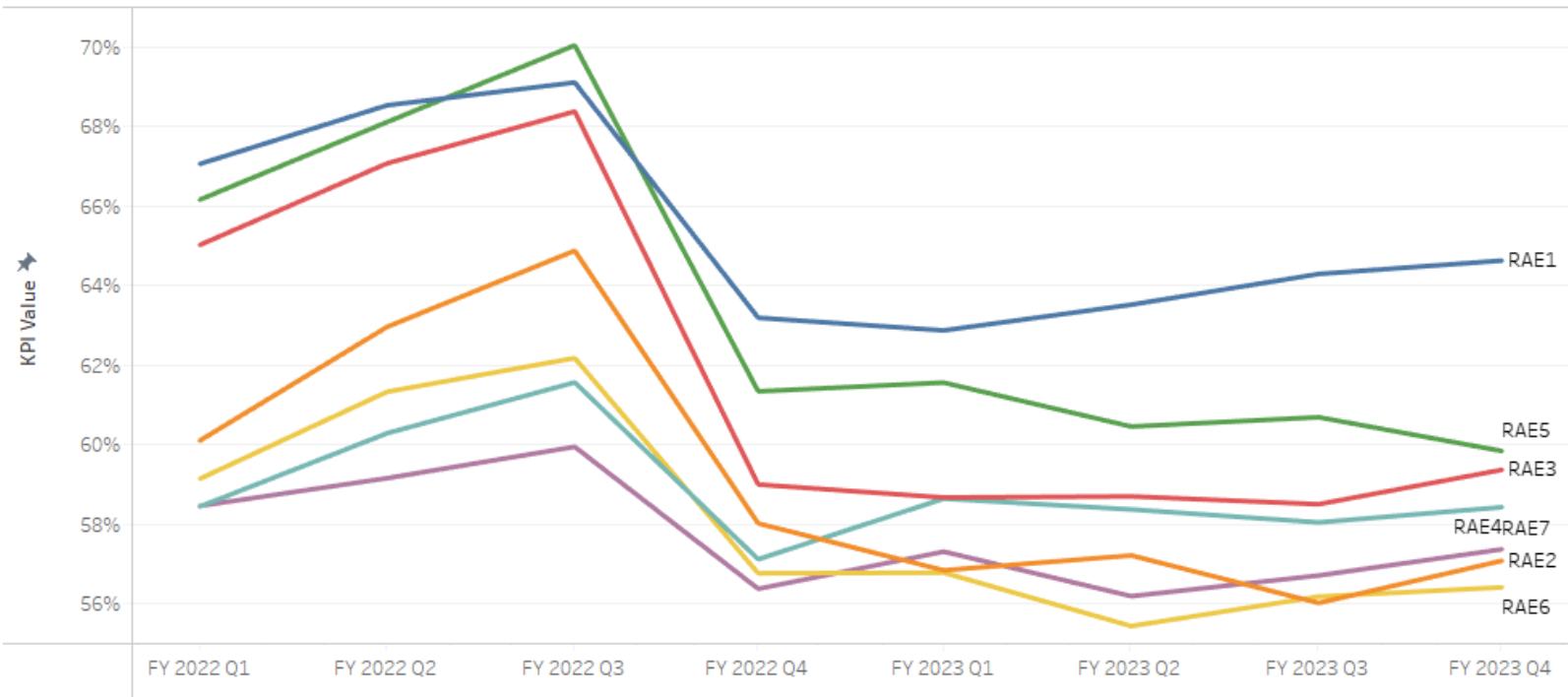
Child And Adolescent Well Visit Time Trend



	FY 2022				FY 2023				Child and Adolescent Well-C...	Target Met ■ Met Target Tier 2 ■ No Target Met
	Q1	Q2	Q3	Q4	Q1	Q2	Q3	Q4		
RAE1	42.07%	42.27%	40.71%	40.58%	40.56%	41.49%	41.95%	42.62%	40.72%	
RAE2	35.66%	34.85%	33.73%	33.96%	34.73%	35.11%	35.28%	35.56%	35.89%	
RAE3	45.40%	44.69%	43.01%	42.08%	41.80%	41.94%	42.17%	42.74%	43.46%	
RAE4	36.97%	37.74%	36.71%	36.48%	35.97%	36.30%	37.17%	37.73%	33.15%	
RAE5	51.78%	51.04%	49.55%	49.17%	49.23%	49.46%	49.65%	50.18%	49.58%	
RAE6	42.33%	41.99%	40.77%	40.08%	39.21%	39.53%	39.50%	40.39%	39.73%	
RAE7	35.97%	35.93%	34.62%	34.03%	32.85%	33.04%	33.18%	33.91%	34.89%	



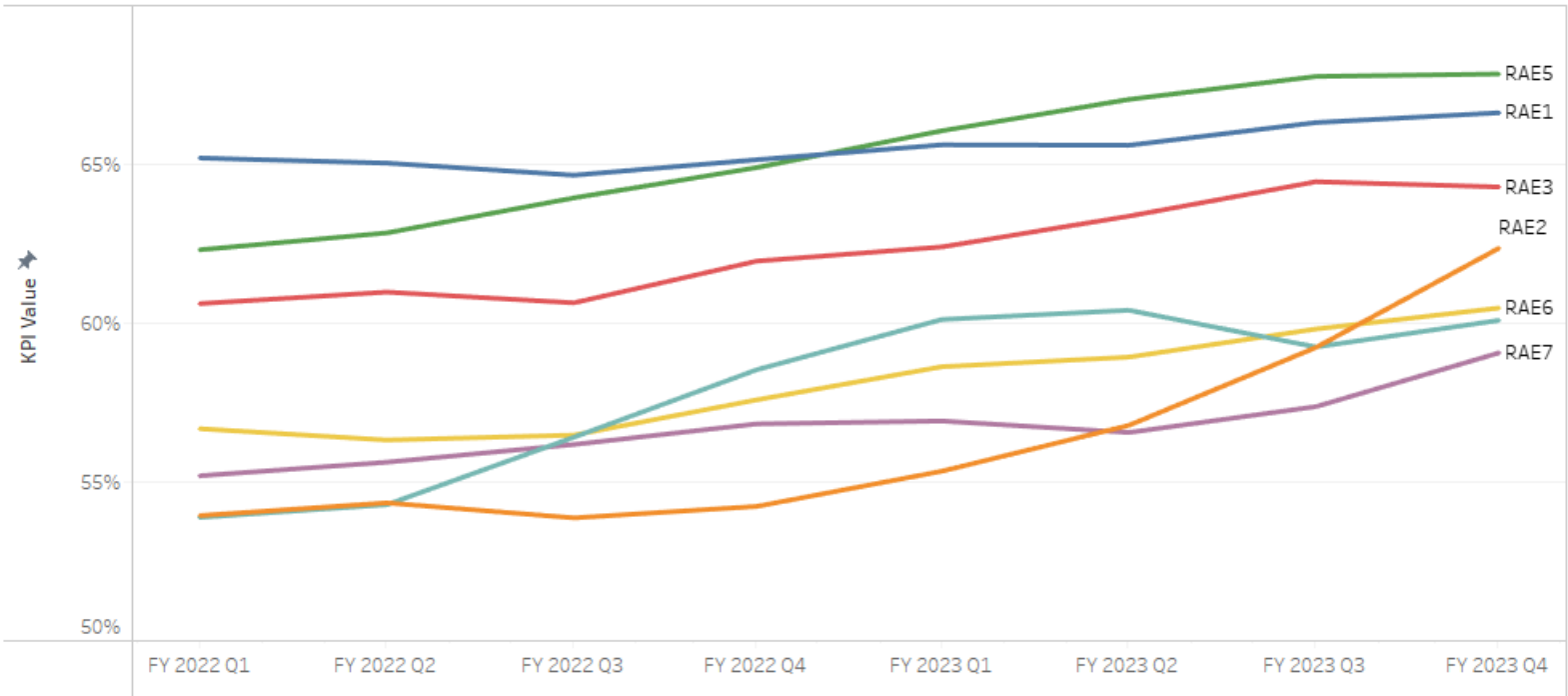
Well Child Visit 0-15 Months



RAE	FY 2022				FY 2023				Well-Child Visits - ...	Target Met ■ Met Target Tier 2 ■ No Target Met
	Q1	Q2	Q3	Q4	Q1	Q2	Q3	Q4		
RAE1	67.06%	68.53%	69.11%	63.19%	62.88%	63.52%	64.29%	64.63%	60.76%	
RAE2	60.10%	62.97%	64.88%	58.02%	56.85%	57.22%	56.02%	57.09%	55.97%	
RAE3	65.02%	67.08%	68.38%	59.00%	58.68%	58.70%	58.51%	59.37%	57.97%	
RAE4	58.45%	60.29%	61.57%	57.12%	58.65%	58.38%	58.05%	58.43%	54.51%	
RAE5	66.16%	68.12%	70.04%	61.34%	61.56%	60.46%	60.69%	59.84%	59.88%	
RAE6	59.14%	61.33%	62.18%	56.77%	56.79%	55.44%	56.18%	56.42%	53.99%	
RAE7	58.46%	59.16%	59.95%	56.38%	57.32%	56.20%	56.72%	57.37%	59.26%	



Well Child Visits 15-30 Months

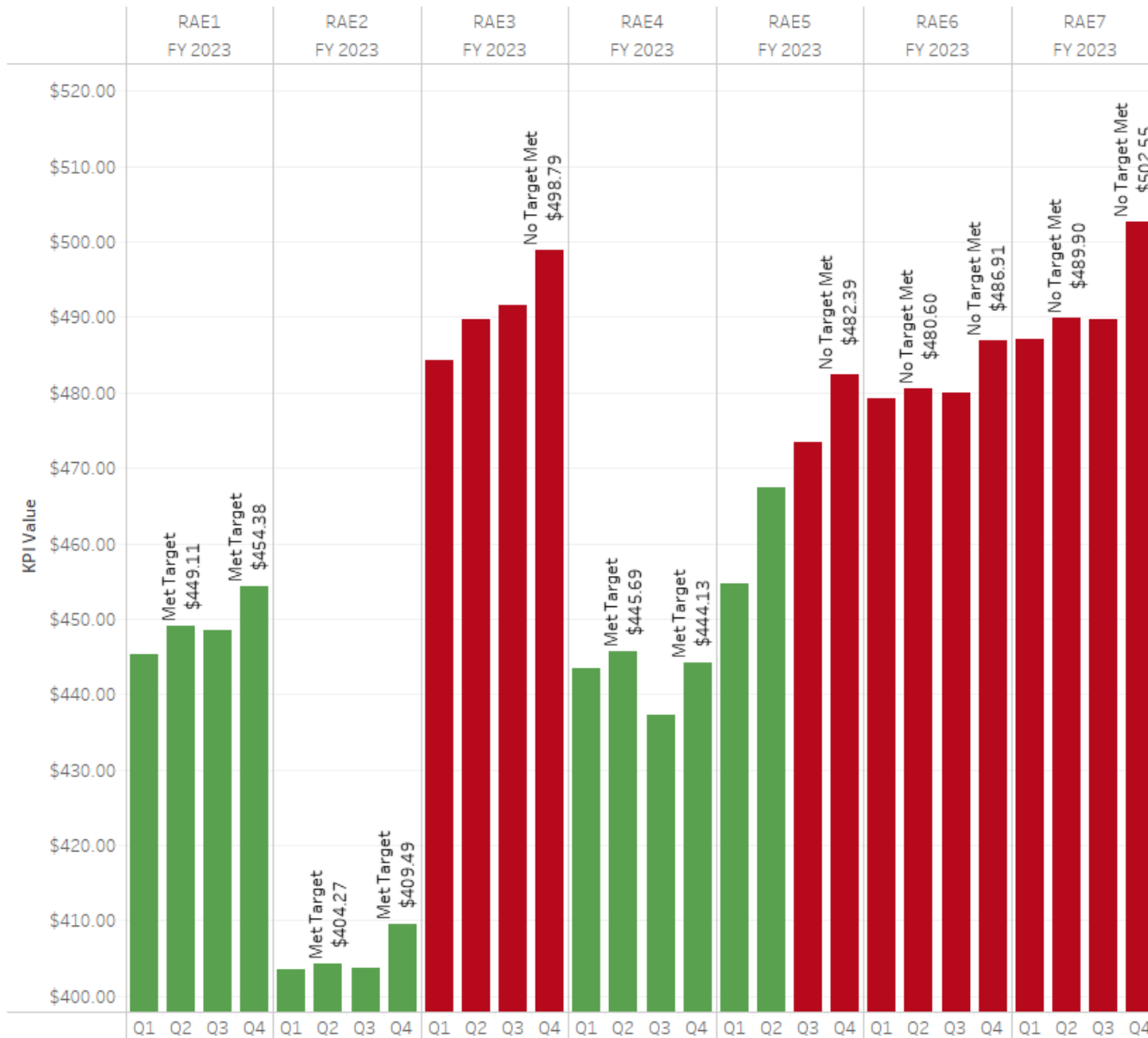


RAE	FY 2022				FY 2023				Well-Child Visits - ..	Target Met ■ Met Target Tier 2 ■ No Target Met
	Q1	Q2	Q3	Q4	Q1	Q2	Q3	Q4		
RAE1	65.20%	65.04%	64.66%	65.15%	65.62%	65.60%	66.32%	66.63%	64.66%	Met Target Tier 2
RAE2	53.94%	54.35%	53.87%	54.23%	55.34%	56.79%	59.24%	62.36%	55.02%	No Target Met
RAE3	60.62%	60.98%	60.64%	61.96%	62.40%	63.37%	64.46%	64.29%	59.44%	Met Target Tier 2
RAE4	53.89%	54.29%	56.41%	58.54%	60.12%	60.41%	59.25%	60.09%	54.88%	No Target Met
RAE5	62.31%	62.84%	63.95%	64.90%	66.06%	67.05%	67.77%	67.85%	63.71%	Met Target Tier 2
RAE6	56.68%	56.32%	56.48%	57.59%	58.63%	58.93%	59.82%	60.48%	57.34%	No Target Met
RAE7	55.20%	55.63%	56.18%	56.83%	56.92%	56.56%	57.38%	59.07%	55.51%	No Target Met



Risk Adjusted PMPM

Target Met
■ Met Target
■ No Target Met





Questions?



Contact Info

Matthew Lanphier

Enrollment Operations and Analytics
Unit Supervisor

Matthew.Lanphier@state.co.us



COLORADO

Department of Health Care
Policy & Financing

Thank you!

