



**COLORADO**

**Department of Health Care  
Policy & Financing**

**Fiscal Year 2022–2023  
412 Encounter Data Validation  
Over-Read Report  
for Denver Health Medical Plan**

*June 2023*

*This report was produced by Health Services Advisory Group, Inc.,  
for the Colorado Department of Health Care Policy & Financing.*



## Contents

<b>1. Executive Summary.....</b>	<b>1-1</b>
Results .....	1-3
Conclusions .....	1-5
Analytic Considerations .....	1-5
Recommendations .....	1-6
<b>2. Encounter Data Validation Over-Read Results.....</b>	<b>2-1</b>
Desk Review of the Department’s Sampling Methodology.....	2-1
Desk Review of DHMP’s Internal Validation Methodology.....	2-2
Over-Read of Sample Cases by Encounter Type .....	2-4
Inpatient Cases.....	2-4
Outpatient Cases .....	2-6
Professional Cases .....	2-7
FQHC Cases .....	2-8
<b>3. Discussion .....</b>	<b>3-1</b>
Conclusions .....	3-1
Recommendations .....	3-2
<b>Appendix A. Methodology.....</b>	<b>A-1</b>

## 1. Executive Summary

In fiscal year (FY) 2022–2023, the Colorado Department of Health Care Policy & Financing (the Department) contracted Health Services Advisory Group, Inc. (HSAG) to conduct encounter data validation (EDV) among the Department’s contracted limited managed care capitated initiative plans (Medicaid managed care organizations [MCOs]) as an optional external quality review (EQR) activity under the Centers for Medicare & Medicaid Services (CMS) regulations released in February 2023.<sup>1-1</sup>

The study assessed the Medicaid MCOs’ data validation capacity among physical health encounters submitted to the Department by each Medicaid MCO. The study evaluated each Medicaid MCO’s compliance with State standards regarding encounter data submission, as well as the consistency and accuracy with which each Medicaid MCO validated encounter data using medical record reviews.

This report addresses findings for **Denver Health Medical Plan (DHMP)**.

To facilitate this assessment, the Department randomly selected 103 final, adjudicated physical health encounters from four distinct service categories (i.e., a total of 412 encounters) to be independently validated by **DHMP**. These service categories included encounters with services rendered in federally qualified health centers (FQHCs), as well as in inpatient, outpatient, and professional settings. **DHMP** submitted its internal validation results and an Encounter Data Quality Report to HSAG and the Department.

To further improve the quality of encounter data submitted by **DHMP**, the Department developed and implemented the *Annual MCO Encounter Data Quality Review Guidelines* (i.e., the guidelines). The guidelines include file format and reporting requirements, as well as a specific timeline to guide **DHMP** in conducting its internal validation and using the results to prepare the Encounter Data Quality Report.

The Department contracted HSAG to evaluate **DHMP**’s capacity to internally validate encounters through an independent assessment of the Encounter Data Quality Report submitted by **DHMP**. Specifically, the Department requested that HSAG complete the following tasks during FY 2022–2023:

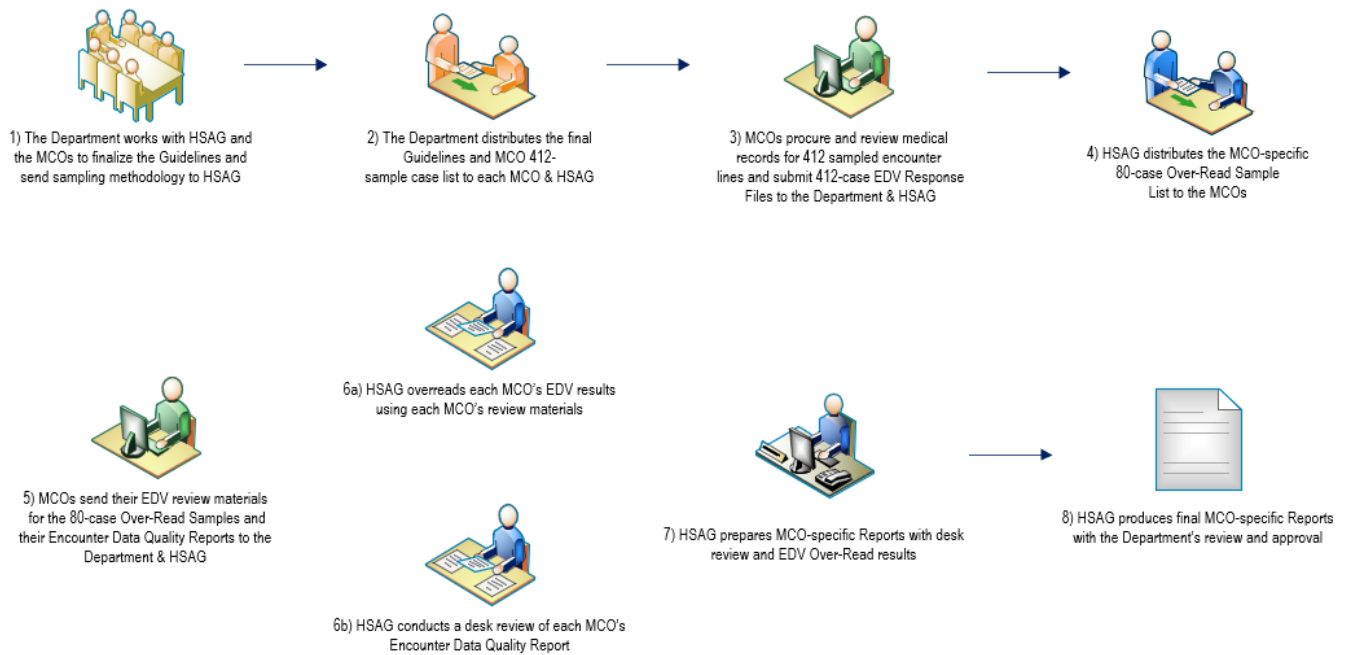
1. Conduct a desk review of **DHMP**’s validation process, including any process documentation submitted by **DHMP**.
2. Conduct an over-read of medical records for a subset of cases randomly selected by HSAG from each service category’s 103 sample list, which was generated by the Department.
3. Produce a report for **DHMP**, containing findings specific to each service category, including a statement regarding HSAG’s assessment of the accuracy of **DHMP**’s internal validation results.
4. Generate disagreement case lists by encounter type based on abstraction results.

---

<sup>1-1</sup> Department of Health and Human Services, Centers for Medicare & Medicaid Services. *Protocol 5. Validation of Encounter Data Reported by the Medicaid and CHIP Managed Care Plan: An Optional EQR-Related Activity*, February 2023. Available at: <https://www.medicare.gov/medicaid/quality-of-care/downloads/2023-eqr-protocols.pdf>. Accessed on: Apr 11, 2023.

Figure 1-1 diagrams the high-level steps involved in HSAG’s 412 EDV over-read process, beginning in the upper left corner of the image. HSAG’s FY 2022–2023 412 EDV methodology is presented in Appendix A.

**Figure 1-1—FY 2022–2023 412 EDV Over-Read Process**



## Results

Table 1-1 summarizes the four service coding accuracy tables submitted to HSAG and the Department in DHMP’s Encounter Data Quality Report. Among the four encounter types, the required data elements reviewed for inpatient and outpatient cases were more likely to be supported by the medical record documentation compared to the remaining encounter types. Among inpatient cases, greater than 89.0 percent of each of the data elements were supported by the medical records and, among outpatient cases, greater than 90.0 percent of each of the data elements were supported by the medical records. The FQHC encounters were the only encounter type to reach 100 percent support for any data element (*Date of Service* and *Units*); however, the rate of medical record support was slightly lower than for the inpatient and outpatient cases. DHMP reported lower rates of medical record support among professional cases. Among professional cases, greater than 77.0 percent of each of the data elements were supported by the medical records.

**Table 1-1—DHMP’s Self-Reported Service Coding Accuracy Summary**

Data Element	Inpatient		Outpatient		Professional		FQHC	
	Count of Cases Supported by Medical Record <sup>1</sup>	Percent of Cases Supported by Medical Record <sup>2</sup>	Count of Cases Supported by Medical Record <sup>1</sup>	Percent of Cases Supported by Medical Record <sup>2</sup>	Count of Cases Supported by Medical Record <sup>1</sup>	Percent of Cases Supported by Medical Record <sup>2</sup>	Count of Cases Supported by Medical Record <sup>1</sup>	Percent of Cases Supported by Medical Record <sup>2</sup>
Date of Service	99	96.1%	101	98.1%	97	94.2%	103	100%
Through Date	101	98.1%	—	—	—	—	—	—
Diagnosis Code	92	89.3%	97	94.2%	80	77.7%	88	85.4%
Surgical Procedure Code	101	98.1%	—	—	—	—	—	—
Procedure Code	—	—	93	90.3%	88	85.4%	87	84.5%
Procedure Code Modifier	—	—	99	96.1%	96	93.2%	101	98.1%
Discharge Status	96	93.2%	—	—	—	—	—	—
Units	—	—	99	96.1%	102	99.0%	103	100%

<sup>1</sup> This column aligns with the Numerator column found in the service coding accuracy tables of DHMP’s Encounter Data Quality Report.

<sup>2</sup> This column aligns with the Overall % column found in the service coding accuracy tables of DHMP’s Encounter Data Quality Report.

“—” Indicates that DHMP was not required to validate the data element for the encounter type.

As shown in Table 1-2, HSAG’s over-read results indicate complete case-level agreement with **DHMP**’s internal validation for 72 of the 80 sampled cases, resulting in a 90.0 percent complete case-level agreement rate. The total case-level agreement rate is lower than the 91.3 percent total agreement reported by HSAG for the FY 2021–2022 412 EDV. Additionally, HSAG agreed with 97.9 percent of **DHMP**’s internal validation results for the total number of individual data elements reviewed. This number is higher than the 96.7 percent agreement rate reported for **DHMP** in FY 2021–2022.

**Table 1-2—FY 2022–2023 HSAG Over-Read Results by Percent of Cases in Total Agreement and Percent of Element Accuracy, by Encounter Type**

Encounter Type	Case-Level Accuracy		Element-Level Accuracy	
	Total Number of Cases	Percent With Complete Agreement	Total Number of Elements	Percent With Complete Agreement
Inpatient	20	95.0%	120	99.2%
Outpatient	20	85.0%	100	97.0%
Professional	20	85.0%	100	96.0%
FQHC	20	95.0%	100	99.0%
<b>Total</b>	<b>80</b>	<b>90.0%</b>	<b>420</b>	<b>97.9%</b>

HSAG performed additional tasks to evaluate the Department’s role in the EDV and to identify potential concerns with the 412-case sample. First, HSAG performed a desk review of the Department’s sampling methodology, assessing documents that outlined key steps in the Department’s generation of the 412-case sample. HSAG’s reviewers confirmed that the Department took steps to select a random sample of unique encounters from the four service categories of interest within the specified measurement period.

Second, HSAG reviewed **DHMP**’s Encounter Data Quality Report, confirming that **DHMP** took steps to follow the Department’s guidelines to ensure trained staff members were assigned to the EDV and to create a document to capture EDV information. **DHMP** also noted that it created an EDV tool that contained built-in logic to identify possible errors associated with manual data entry.

The Department continues to transition its encounter data process to a new Medicaid Management Information System (MMIS), interChange; **DHMP** will submit encounter data directly into the MMIS. For validation purposes, **DHMP** will continue to submit encounter data flat files to the Department in parallel with MMIS submissions for a period of time determined by the Department. This change to the encounter data process will require enhanced data monitoring by the Department and **DHMP** to ensure encounter data timeliness and accuracy as well as comparability between encounter data provided by **DHMP** under the new and legacy systems. The flat file submitted by **DHMP** will be used as the data source until the transition is complete.

## Conclusions

The annual encounter data quality review study was designed to assess the consistency and accuracy with which each Medicaid MCO validates its physical health encounter data using medical record reviews. The service coding accuracy results of **DHMP**'s EDV show a wide range of coding accuracy rates (i.e., medical record support of the data element) within the different encounter types as well as between the different encounter types. The five data elements reviewed for outpatient cases all had accuracy rates greater than 90.0 percent. However, among the professional cases, one of the accuracy rates was below 80.0 percent (*Diagnosis Code*, 77.7 percent).

Results from HSAG's FY 2022–2023 412 EDV over-read (summarized in Table 1-2) suggest a high level of confidence that **DHMP**'s independent validation findings accurately reflect the encounter data quality summarized in **DHMP**'s service coding accuracy results. Overall, the FY 2022–2023 results indicate complete case-level agreement with **DHMP**'s internal validation results for 90.0 percent of cases and an element-level agreement rate of 97.9 percent.

**DHMP**'s service coding accuracy results indicate that greater than 20.0 percent of the sampled professional cases had diagnosis codes that were not supported by medical record documentation. HSAG's over-read of 80 sampled cases found that HSAG generally agreed with **DHMP**'s results. HSAG's review of the study documentation provided by the Department and **DHMP** suggests that all parties followed the guidelines while conducting the EDV. The high level of over-read agreement, the well-documented EDV processes, and consistent year-to-year results show that the EDV is successful. However, the varying service coding accuracy rates provide a baseline for **DHMP** to improve its encounter data quality. This points to the completeness and accuracy of encounter data as potential targets for root cause analysis.

## Analytic Considerations

Various factors associated with this study can affect the validity or interpretation of the data presented in this report. The following analytic points should be considered when reviewing this report.

- A sample size of 412 encounters is utilized in this study to reduce the need for resources. It is important that the sampling methodology utilized by the Department ensures that the sample is representative of all encounters eligible for study inclusion. HSAG has provided recommendations to the Department meant to ensure that the methodology is well documented and thoroughly described.
- To conduct the over-read activity, HSAG samples 80 cases from the 412 encounters. To ensure that the sample is valid and representative of the original source, HSAG performs a two-step sampling procedure that is outlined in the EDV guidelines.
- Medical record abstraction requires the expertise of medical coders who may apply varying, though legitimate, interpretations for coding rules and processes. Such variation between HSAG's reviewers and **DHMP**'s reviewers may lead to reduced agreement rates among the over-read results. To

minimize the effects of this variation, the Department and HSAG solicited **DHMP**'s input on the guidelines, and **DHMP** was directed to include abstraction notes to communicate its decisions and findings to HSAG for specific review scenarios.

- Two Medicaid MCOs participate in the EDV process, and each MCO is responsible for independently following the EDV guidelines. For this reason, the results of the Medicaid MCO-specific reports are not meant to compare the MCOs to each other.

## Recommendations

The Department designed this study to assess the accuracy with which **DHMP** validates physical health encounters in support of the Department's overall encounter data quality efforts. Therefore, HSAG recommends that findings associated with this EDV be used for the Department's information and not for performance measurement or compliance monitoring purposes.

Based on the EDV and over-read results described in this report, HSAG recommends the Department collaborate with **DHMP** to identify best practices regarding provider education to support service coding accuracy. Identifying such practices may involve requesting and reviewing copies of **DHMP**'s provider training and/or corrective action documentation, reviewing **DHMP**'s policies and procedures for monitoring providers' physical health encounter data submissions, and verifying that **DHMP** is routinely monitoring encounter data quality beyond the annual 412 EDV. Detailed recommendations for the Department and **DHMP** are presented in Section 3.

Complete and accurate encounter data require ongoing efforts from multiple stakeholders, including the Department, **DHMP**, and **DHMP**'s contracted providers. Although the Department provided no additional input on quality improvement actions resulting from recommendations in the FY 2021–2022 412 EDV report, focused quality improvement efforts are underway, including an annual EQR activity in which the Department requires **DHMP** to develop and implement a Quality Improvement Plan based on its prior year's 412 EDV service coding accuracy results. HSAG encourages ongoing quality improvement efforts to increase service coding accuracy.



## 2. Encounter Data Validation Over-Read Results

HSAG compiled the FY 2022–2023 412 EDV findings based on three tasks: a desk review of the Department’s sampling methodology, a desk review of **DHMP**’s internal EDV methodology, and an over-read validation of a sample of **DHMP**’s 412 EDV medical record review cases.

### Desk Review of the Department’s Sampling Methodology

The Department provided HSAG with a description of the process used to generate a random sample of **DHMP**’s encounters. The Department’s documentation listed the criteria by which it assigned encounters to service categories and noted that it restricted the sample to final, adjudicated encounters with dates of service from July 1, 2021, through June 30, 2022, and paid dates between July 1, 2021, and September 30, 2022. The Department also detailed the random sampling process for identifying 103 unique encounters per encounter type and randomly selecting a single encounter line; the Department defined encounters using the member identification data field. The Department did not include any information documenting the steps taken to verify that the correct sample frame was chosen, or to validate that the final sample was representative of the sampling frame. Based on the information provided, HSAG was unable to determine if the Department ensured that the sample was representative of the underlying data.

HSAG reviewed the sample list provided by the Department, the sampling description, and the portion of sampling code that the Department reported using to generate the sample. The Department created the sample by identifying a service category and selecting 30 percent of the claim lines within that category. Next, a random value was assigned to each line and the claim lines were sorted based on the random value. The claim lines were then deduplicated and the top 103 remaining lines were selected to create the sample. The Department’s documentation indicated that these steps were repeated for each of the four service categories.

The Department continues to transition its encounter data process to a new MMIS, interChange; **DHMP** will submit encounter data directly into the MMIS. For validation purposes, **DHMP** will continue to submit encounter data flat files to the Department in parallel with MMIS submissions for a period of time determined by the Department. This change to the encounter data process will require enhanced data monitoring by the Department and **DHMP** to ensure encounter data timeliness and accuracy as well as comparability between encounter data provided by **DHMP** under the new and legacy systems. The flat file submitted by **DHMP** will be used as the data source until the transition is complete.

## Desk Review of DHMP’s Internal Validation Methodology

To provide context for **DHMP**’s service coding accuracy results, the Department requested **DHMP**’s internal validation methodology documentation as a component of the Encounter Data Quality Report. HSAG’s review of **DHMP**’s internal validation methodology documentation verified the presence of:

- A list of the coding guidelines referenced during **DHMP**’s internal validation process.
- A description of the record procurement and validation process, including the use of a company subsidiary (i.e., Denver Health Enterprise Compliance Services within Denver Health and Hospital Authority) for various tasks.
- A brief description of the validation tool, a shared Microsoft (MS) Excel spreadsheet, and a brief description of the instructions provided to the reviewers.
- The credentials, training, and experience of all reviewers.
- The interrater reliability (IRR) testing process for validation of staff members.

HSAG also reviewed **DHMP**’s self-reported service coding accuracy summary results containing **DHMP**’s validation results by encounter type. This information was submitted as part of **DHMP**’s Encounter Data Quality Report.

Overall, **DHMP**’s reviewers reported that the data elements reviewed for the inpatient encounters were among the most likely to be supported by the medical record documentation compared to the requirements among the other encounter types. As seen in Table 2-1, medical records supported greater than 89.0 percent of each of the data elements, according to **DHMP** reviewers. The highest rate of medical record support was for the *Through Date* and *Surgical Procedure Code* data elements (both 98.1 percent) and the lowest was for the *Diagnosis Code* data element (89.3 percent).

**Table 2-1—DHMP’s Self-Reported Service Coding Accuracy Summary for Inpatient Encounters**

Data Element	Numerator	Excluded/ Does Not Apply	Total Denominator	Modified Denominator	Overall Percent	Modified Percent
Date of Service (Service_Date)	99	0	103	103	96.1%	96.1%
Through Date (Thru_Date)	101	0	103	103	98.1%	98.1%
Diagnosis Code (Diag_Code_1)	92	0	103	103	89.3%	89.3%
Surgical Procedure Code (SurgicalProcedure1)	101	0	103	103	98.1%	98.1%
Discharge Status (Discharge_Status)	96	0	103	103	93.2%	93.2%

Overall, **DHMP**'s reviewers reported that the reviewed data elements for the outpatient encounters were among the most likely to be supported by the medical record documentation compared to the requirements among the other encounter types. Table 2-2 presents **DHMP**'s self-reported service coding accuracy for the outpatient EDV cases. The *Date of Service* data element was most likely to be supported by the medical record documentation (98.1 percent), while the *Procedure Code* data element was least likely to be supported by the medical record documentation (90.3 percent).

**Table 2-2—DHMP's Self-Reported Service Coding Accuracy Summary for Outpatient Encounters**

Data Element	Numerator	Excluded/ Does Not Apply	Total Denominator	Modified Denominator	Overall Percent	Modified Percent
Date of Service (Service_Date)	101	0	103	103	98.1%	98.1%
Diagnosis Code (Diag_Code_1)	97	0	103	103	94.2%	94.2%
Procedure Code (Proc_Code)	93	0	103	103	90.3%	90.3%
Procedure Code Modifier (Proc_Code_Modifier)	99	0	103	103	96.1%	96.1%
Units (Quantity)	99	0	103	103	96.1%	96.1%

Table 2-3 presents **DHMP**'s self-reported service coding accuracy for the professional EDV cases. The rates of medical record support for the *Diagnosis Code* (77.7 percent) and *Procedure Code* (85.4 percent) data elements were among the lowest of all four encounter types.

**Table 2-3—DHMP's Self-Reported Service Coding Accuracy Summary for Professional Encounters**

Data Element	Numerator	Excluded/ Does Not Apply	Total Denominator	Modified Denominator	Overall Percent	Modified Percent
Date of Service (Service_Date)	97	0	103	103	94.2%	94.2%
Diagnosis Code (Diag_Code_1)	80	0	103	103	77.7%	77.7%
Procedure Code (Proc_Code)	88	0	103	103	85.4%	85.4%
Procedure Code Modifier (Proc_Code_Modifier)	96	0	103	103	93.2%	93.2%
Units (Quantity)	102	0	103	103	99.0%	99.0%

Table 2-4 presents **DHMP**'s self-reported service coding accuracy for the FQHC EDV cases. The *Date of Service* and *Units* data elements were most likely to be supported by the medical record documentation (100 percent), while the *Procedure Code* and *Diagnosis Code* data elements were least likely to be supported by the medical record documentation (84.5 percent and 85.4 percent, respectively).

**Table 2-4—DHMP's Self-Reported Service Coding Accuracy Summary for FQHC Encounters**

Data Element	Numerator	Excluded/ Does Not Apply	Total Denominator	Modified Denominator	Overall Percent	Modified Percent
Date of Service (Service_Date)	103	0	103	103	100%	100%
Diagnosis Code (Diag_Code_1)	88	0	103	103	85.4%	85.4%
Procedure Code (Proc_Code)	87	0	103	103	84.5%	84.5%
Procedure Code Modifier (Proc_Code_Modifier)	101	0	103	103	98.1%	98.1%
Units (Quantity)	103	0	103	103	100%	100%

## Over-Read of Sample Cases by Encounter Type

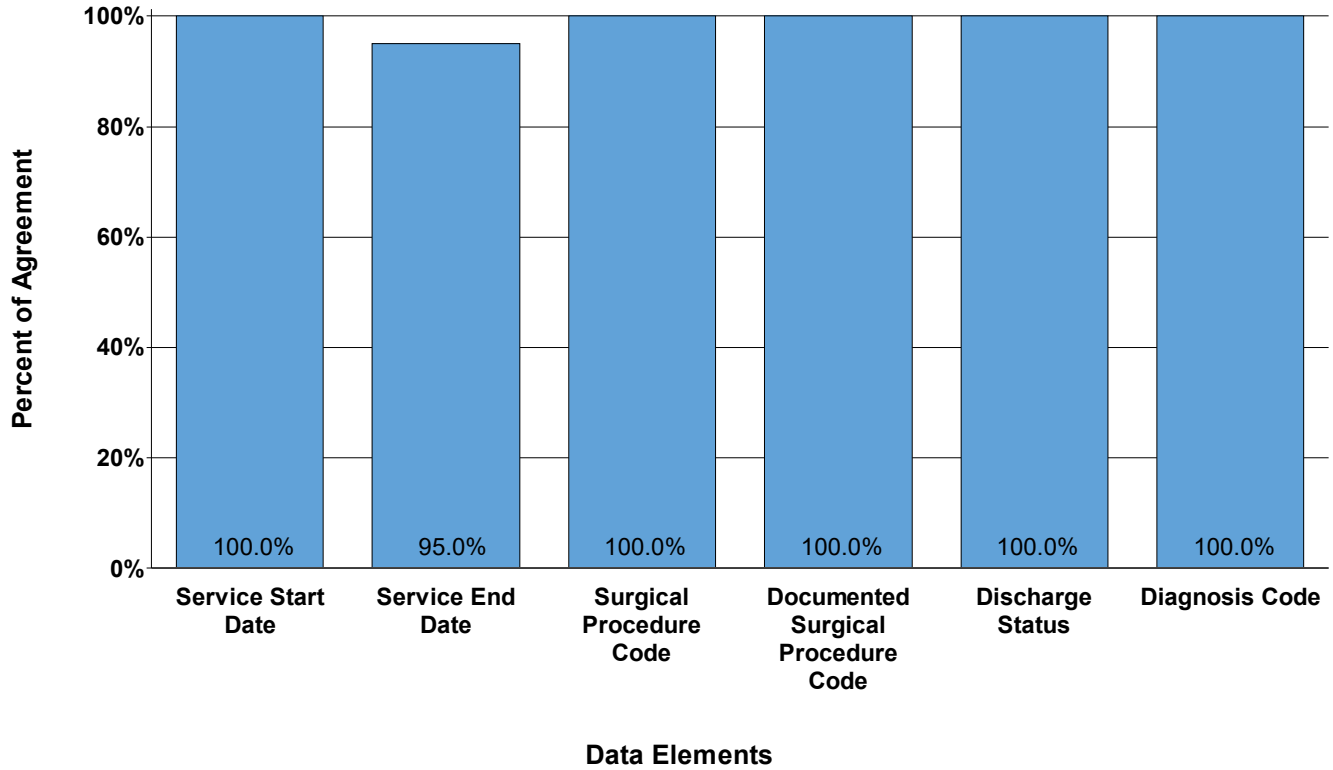
The EDV response file submitted to HSAG and the Department by **DHMP** contained all required fields and aligned with the EDV response file layout required by the Department and outlined in the guidelines. The EDV response data layout was defined in the guidelines and is presented in Appendix A of this report. Additionally, **DHMP** reported that it was able to procure medical records for all of the 80 sampled over-read cases.

The remainder of this section details HSAG's over-read findings by encounter type.

### Inpatient Cases

Figure 2-1 presents the aggregate results from HSAG's over-read of the 20 inpatient cases. Agreement values range from 95.0 percent to 100 percent for individual data elements, where 100 percent represents complete agreement between **DHMP**'s internal validation results and HSAG's over-read results, and 0.0 percent represents complete disagreement.

**Figure 2-1—Aggregated Percent of Agreement Between HSAG’s Over-Read and DHMP’s Internal EDV Findings, by Data Element for Inpatient Services**

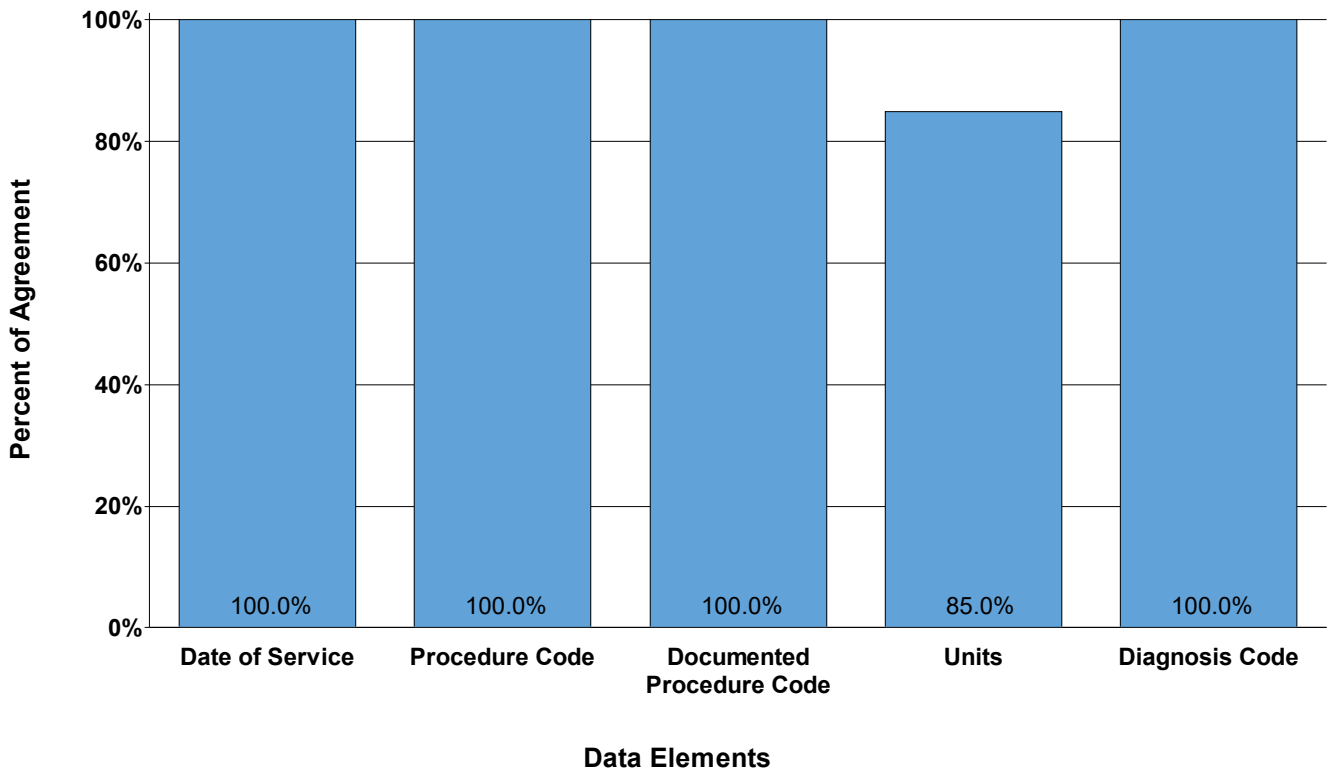


Complete agreement occurred when HSAG’s over-read results indicated agreement with DHMP’s validation response for each of the six individual data elements assessed for a sampled inpatient case. Among the 20 sampled inpatient cases, HSAG’s over-read results demonstrated complete agreement with all data elements in 19 cases, a 95.0 percent aggregate agreement rate. The highest agreement rates (each 100 percent) were observed for the *Service Start Date*, *Surgical Procedure Code*, *Documented Surgical Procedure Code*, *Discharge Status*, and *Diagnosis Code* data elements. The *Service End Date* data element had an agreement rate of 95.0 percent.

### Outpatient Cases

Figure 2-2 presents the aggregate results from HSAG’s over-read of the 20 outpatient cases. Agreement values range from 85.0 percent to 100 percent for individual data elements, where 100 percent represents complete agreement between DHMP’s internal validation results and HSAG’s over-read results, and 0.0 percent represents complete disagreement.

**Figure 2-2—Aggregated Percent of Agreement Between HSAG’s Over-Read and DHMP’s Internal EDV Findings, by Data Element for Outpatient Services**

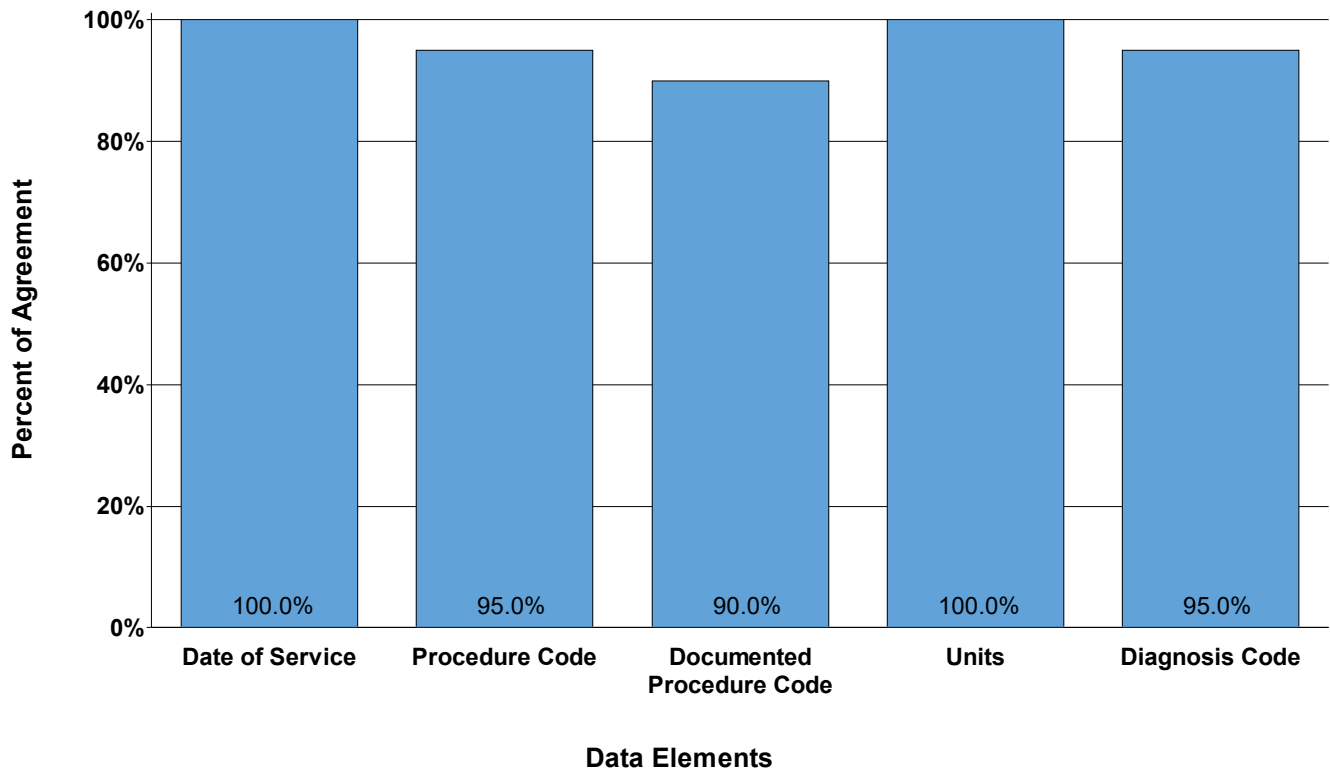


Complete agreement occurred when HSAG’s over-read results indicated agreement with DHMP’s validation response for each of the five individual data elements assessed for a sampled outpatient case. Among the 20 sampled outpatient cases, HSAG’s over-read results demonstrated complete agreement with all data elements in 17 cases, an 85.0 percent aggregate agreement rate. The highest agreement rate (100 percent) was observed for the *Date of Service*, *Procedure Code*, *Documented Procedure Code*, and *Diagnosis Code* data elements. The lowest agreement rate (85.0 percent) was observed for the *Units* data element.

### Professional Cases

Figure 2-3 presents the aggregate results from HSAG’s over-read of the 20 professional cases. Agreement values range from 90.0 percent to 100 percent for individual data elements, where 100 percent represents complete agreement between DHMP’s internal validation results and HSAG’s over-read results, and 0.0 percent represents complete disagreement.

**Figure 2-3—Aggregated Percent of Agreement Between HSAG’s Over-Read and DHMP’s Internal EDV Findings, by Data Element for Professional Services**

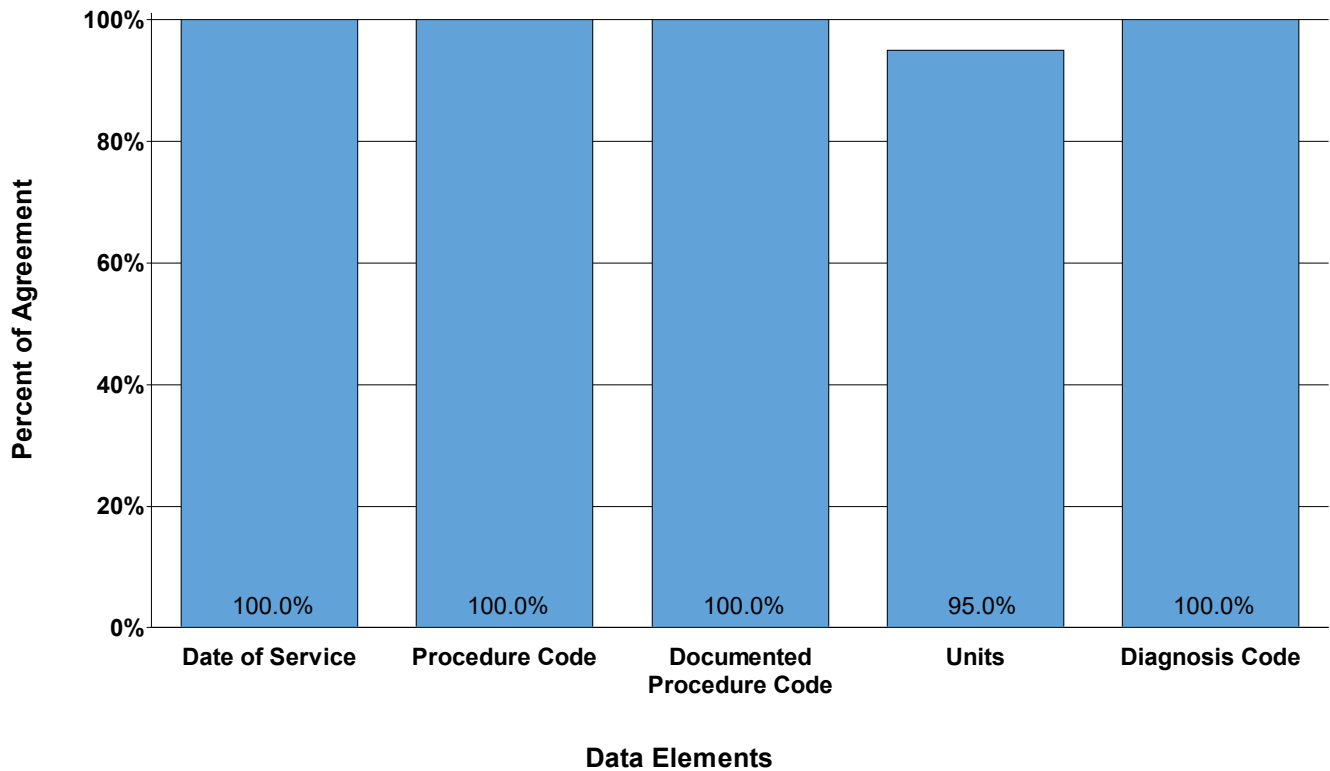


Complete agreement occurred when HSAG’s over-read results indicated agreement with DHMP’s validation response for each of the five assessed data elements for a sampled professional case. Among the 20 sampled professional cases, HSAG’s over-read results demonstrated complete agreement with all data elements in 17 cases, an 85.0 percent aggregate agreement rate. HSAG’s over-read results agreed with DHMP’s responses for all cases (i.e., complete agreement) for the *Date of Service* and *Units* data elements. The lowest agreement rate (90.0 percent) was observed for the *Documented Procedure Code* data element.

### FQHC Cases

Figure 2-4 presents the aggregate results from HSAG’s over-read of the 20 FQHC cases. Agreement values range from 95.0 percent to 100 percent for individual data elements, where 100 percent represents complete agreement between DHMP’s internal validation results and HSAG’s over-read results, and 0.0 percent represents complete disagreement.

**Figure 2-4—Aggregated Percent of Agreement Between HSAG’s Over-Read and DHMP’s Internal EDV Findings, by Data Element for FQHC Services**



Complete agreement occurred when HSAG’s over-read results indicated agreement with DHMP’s validation response for each of the five individual data elements assessed for a sampled FQHC case. Among the 20 sampled FQHC cases, HSAG’s over-read results demonstrated complete agreement with all data elements in 19 cases, a 95.0 percent aggregate agreement rate. HSAG’s over-read results agreed with DHMP’s responses for all cases (i.e., complete agreement) for the *Date of Service*, *Procedure Code*, *Documented Procedure Code*, and *Diagnosis Code* data elements. The lowest agreement rate (95.0 percent) was observed for the *Units* data element.



### Conclusions

The annual encounter data quality review study was designed to assess the consistency and accuracy with which each Medicaid MCO validates its physical health encounter data using medical record reviews. **DHMP**'s EDV service coding accuracy results present a wide range of accuracy rates (i.e., medical record support of the data element) within the different encounter types as well as between the different encounter types. The five data elements reviewed for outpatient cases all had accuracy rates greater than 90.0 percent. However, among the professional cases, one of the accuracy rates was below 80.0 percent (*Diagnosis Code*, 77.7 percent).

Results from HSAG's FY 2022–2023 412 EDV over-read (summarized in Table 1-2) suggest a high level of confidence that **DHMP**'s independent validation findings accurately reflect its encounter data quality. Overall, the FY 2022–2023 results indicate complete case-level agreement with **DHMP**'s internal validation results for 90.0 percent of cases and an element-level agreement rate of 97.9 percent.

HSAG also reported the aggregated percent of agreement between HSAG's over-read results and **DHMP**'s internal EDV findings, by encounter type and data element. Among inpatient cases, the percent of agreement ranged from 95.0 percent (*Service End Date*) to 100 percent (*Discharge Status*, *Surgical Procedure Code*, *Documented Surgical Procedure Code*, *Service Start Date*, and *Diagnosis Code*). The outpatient cases showed a percent of agreement that ranged from 85.0 percent (*Units*) to 100 percent (*Date of Service*, *Procedure Code*, *Documented Procedure Code*, and *Diagnosis Code*). For the professional cases, the percent of agreement ranged from 90.0 percent (*Documented Procedure Code*) to 100 percent (*Date of Service* and *Units*). Finally, among the FQHC cases, the percent of agreement ranged from 95.0 percent (*Units*) to 100 percent (*Date of Service*, *Procedure Code*, *Documented Procedure Code*, and *Diagnosis Code*).

The service coding accuracy results show that greater than 20.0 percent of the sampled professional cases had diagnosis codes that were not supported by medical record documentation. HSAG's over-read of 80 sampled cases found that HSAG generally agreed with **DHMP**'s results. The study documentation, provided by the Department and **DHMP**, show that all parties followed the project guidelines and HSAG found no systematic errors in its review. The high level of agreement and the well-documented and administered EDV combined with the low rates seen in the service coding accuracy tables suggest that the data in the Encounter Data Quality Report are valid. This points to the completeness and accuracy of encounter data as potential targets for root cause analysis.

## Analytic Considerations

Various factors associated with this study can affect the validity or interpretation of the data presented in this report. The following analytic points should be considered when reviewing this report.

- A sample size of 412 encounters is utilized in this study to reduce the need for resources. It is important that the sampling methodology used by the Department ensures that the sample is representative of all encounters eligible for study inclusion. HSAG has provided recommendations to the Department meant to ensure that the methodology is well documented and thoroughly described.
- To conduct the over-read activity, HSAG samples 80 cases from the 412 encounters. To ensure that the sample is valid and representative of the original source, HSAG performs a two-step sampling procedure that is outlined in the EDV guidelines.
- Medical record abstraction requires the expertise of medical coders who may apply varying, though legitimate, interpretations for coding rules and processes. Such variation between HSAG's reviewers and **DHMP**'s reviewers may lead to reduced agreement rates among the over-read results. To minimize the effects of this variation, the Department and HSAG solicited **DHMP**'s input on the guidelines, and **DHMP** was directed to include abstraction notes to communicate its decisions and findings to HSAG for specific review scenarios.
- Two Medicaid MCOs participate in the EDV process, and each MCO is responsible for independently following the EDV guidelines. For this reason, the results of the Medicaid MCO-specific reports are not meant to compare the MCOs to each other.

## Recommendations

The Department designed this study to assess the accuracy with which **DHMP** validates physical health encounters in support of the Department's overall encounter data quality efforts. Therefore, HSAG recommends that findings associated with this independent EDV be used for the Department's information and not for performance measurement or compliance monitoring purposes.

Based on the EDV and over-read results described in this report, HSAG recommends the Department collaborate with **DHMP** to identify best practices regarding provider education to support service coding accuracy. Identifying such practices may involve requesting and reviewing copies of **DHMP**'s provider training and/or corrective action documentation, reviewing **DHMP**'s policies and procedures for monitoring providers' physical health encounter data submissions, and verifying that **DHMP** is routinely monitoring encounter data quality beyond the annual 412 EDV.

HSAG's FY 2022–2023 over-read results show a nominal increase in agreement between HSAG's and **DHMP**'s reviewers compared to the previous year, and systematic errors do not appear to play a role in the disagreements. As such, selected recommendations from the FY 2022–2023 study are still relevant. Based on HSAG's document review, **DHMP**'s service coding accuracy results, and HSAG's over-read results, HSAG offers the following recommendations to improve the quality of **DHMP**'s encounter data:

- The Department’s sampling methodology was limited to SQL code and a bulleted summary of the SQL code steps; therefore, HSAG recommends that the Department thoroughly document the sampling methodology to ensure the sample is representative of all encounters eligible for study inclusion.
  - The Department’s Rates Section should update the MS Word sampling documentation to define the terms used in the documentation, include an excerpt of sampling code, and describe any limitations on the sample frame (e.g., how to limit the universe of encounters or the code values for the different encounter types).
  - The Department’s Rates Section should perform validity checks on the annual 412 EDV sample lists to verify that each Medicaid MCO’s sample is representative of the encounter data from which it was selected (e.g., compare distribution of the submission dates and/or providers between the sampled encounters and the sample frame).
  - The Department’s Rates Section should verify the accuracy and format of the data fields and values within the 412-case sample list used to identify each of the cases.
- FY 2022–2023 is the eighth year of the independent 412 EDV for **DHMP**, and the current report does not include a year-to-year comparison displaying the service coding accuracy rates submitted by **DHMP**. This information could be used to track the service coding accuracy reports in a single report.
  - HSAG recommends the addition of report tables in future reports comparing the service coding accuracy rates over time. The comparison could begin with including information from the FY 2020–2021 project year to provide four years of results for the FY 2023–2024 project year.
- While the service coding accuracy section of **DHMP**’s Encounter Data Quality Report provided detailed information on medical record procurement and the coding standards considered by its reviewers, HSAG recommends the following opportunities to supply additional details regarding **DHMP**’s EDV process:
  - The report offered only a limited description of **DHMP**’s reviewer training and supporting materials. HSAG recommends that **DHMP** thoroughly document its EDV training materials and procedures, including examples of written training materials and/or decision documents.
- **DHMP**’s service coding accuracy results show greater than 20.0 percent of cases with diagnosis code data values not supported by medical record documentation for professional encounters, as well as variation in disagreement rates between service categories. To ensure that **DHMP** has implemented quality improvement actions to address these encounter data deficiencies, HSAG recommends that the Department’s contract administrator for **DHMP**:
  - Request copies of **DHMP**’s provider training and/or corrective action documentation.
  - Request copies of **DHMP**’s policies and procedures for monitoring providers’ data submissions.
  - Collaborate with the Department’s Rates Section to review **DHMP**’s encounter data quality documents and verify that **DHMP** is monitoring encounter data quality and ensuring that providers are trained to submit encounters that accurately reflect the medical record documentation.

Complete and accurate encounter data require ongoing efforts from multiple stakeholders, including the Department, **DHMP**, and **DHMP**’s contracted providers. Although the Department provided no



additional input on quality improvement actions resulting from recommendations in the FY 2021–2022 412 EDV report, focused quality improvement efforts are underway, including an annual EQR activity in which the Department requires **DHMP** to develop and implement a Quality Improvement Plan based on its prior year’s 412 EDV service coding accuracy results. HSAG encourages ongoing quality improvement efforts to increase service coding accuracy.

HSAG’s independent EDV consisted primarily of an assessment of **DHMP**’s internal validation results through an over-read of medical records for a sample of randomly selected encounters. HSAG recommended a sampling strategy to the Department to ensure that selected cases were generated randomly from a representative base of encounters eligible for inclusion in this study. HSAG’s review of the Department’s sampling protocol was limited to an assessment of sampling methodology documentation provided by the Department.

The second component of HSAG’s independent EDV was to evaluate whether **DHMP**’s internal validation of the sampled encounters against members’ medical records was accurate and consistent with standard coding manuals. HSAG received a response file containing **DHMP**’s internal validation results for the 412 cases sampled by the Department. Prior to receiving **DHMP**’s internal validation results, HSAG generated an over-read sample of 20 cases for each of the four service categories (80 cases overall). The evaluation process included the following steps:

### 1. Generation of Over-Read Samples

The Department developed a 412-case sample of final, adjudicated **DHMP** encounters with a date of service from July 1, 2021, through June 30, 2022, and paid dates between July 1, 2021, and September 30, 2022, for four physical health service categories.<sup>A-1,A-2</sup> The Department submitted the sample lists to **DHMP** and HSAG in January 2023; **DHMP** then conducted its internal validation on the sampled encounters.

HSAG used the sample lists from the Department to generate an over-read sample using a two-stage sampling approach. Under this sampling approach, HSAG randomly selected 20 identification numbers for unique individuals from each service category and then selected a single encounter line for each of the 20 individuals, resulting in a list of 20 randomly selected encounter lines per service category and 80 cases overall. A single health event could result in a member having encounters for both the inpatient services and the professional services categories; therefore, HSAG assessed the service category lists to ensure that no members were included in multiple service categories.

### 2. Encounter Data Validation Tool Development

**DHMP** submitted its response file containing internal validation results for the 412 sampled cases to HSAG in March 2023. HSAG designed a web-based data collection tool and tool instructions based on

---

<sup>A-1</sup> Service categories were identified using the review\_typ field assigned to each encounter by the Department. Review\_typ values of “PHY” identified Professional Services, “IP” identified Inpatient Services, “FQ” identified services rendered at an FQHC, and “OP” identified Outpatient Services. The Department assigns claims to service categories according to a hierarchy, and each claim may be assigned to only a single category.

<sup>A-2</sup> The Department’s data layout for **DHMP** encounter data flat files is presented in Table I-1 from Appendix I of the *Annual MCO Encounter Data Quality Review Guidelines*.

the guidelines and on standard national coding manuals. As a result of the unique data fields and coding standards required for inpatient encounters, HSAG's web-based tool included separate data collection screens for inpatient encounters versus those used for ambulatory-type encounters (i.e., FQHC, outpatient, and professional). A control file containing select fields from the Department's encounter data flat file as well as **DHMP**'s corresponding internal validation values for sampled cases was uploaded into the tool, permitting pre-population of encounter and validation information for each case. Pre-populated information could not be altered, and HSAG's coders were required to actively select an over-read response for each data element. Corresponding medical records procured by **DHMP** were linked to cases within the tool. The web-based tool allowed the HSAG analyst to extract Microsoft (MS) Excel files containing encounter data, **DHMP** validation responses, and HSAG coder responses specific to each encounter type (i.e., service category).

### 3. HSAG's Over-Read Process

HSAG evaluated the accuracy of **DHMP**'s internal validation findings in April 2023. More specifically, the HSAG reviewers validated **DHMP**'s accuracy in abstracting the providers' submitted encounter data in accordance with the national code sets: International Classification of Diseases, Tenth Revision, Clinical Modification (ICD-10-CM); International Classification of Diseases, Tenth Revision, Procedural Modification (ICD-10-PM); Current Procedural Terminology (CPT); Healthcare Common Procedure Coding System (HCPCS); and the 1995 Evaluation and Management (E&M) documentation guidelines. HSAG's over-read did not evaluate the quality of the medical record documentation or the provider's accuracy in submitting encounter data, only whether **DHMP**'s validation responses were accurate based on the review of the supporting medical record documentation submitted by **DHMP**. All over-read results were entered into the HSAG data collection tool.

HSAG trained four certified coders to conduct the over-read. During the over-read of the ambulatory (i.e., FQHC, outpatient, or professional) encounters, the coders located the selected date of service in the submitted medical records to determine whether the ICD-10-CM and CPT or HCPCS codes pre-populated in the data collection tool from the encounter data flat file were supported by the submitted medical record documentation and in alignment with the criteria outlined in the review and code set guidelines. During the over-read of the inpatient encounters, the coders located the selected date of service in the submitted medical records to determine whether or not the ICD-10-PM and the ICD-10-CM codes pre-populated in the data collection tool from the encounter data flat file were supported by the submitted medical record documentation and in alignment with the criteria outlined in the review and code set guidelines. The HSAG coders then determined whether **DHMP** agreed or disagreed with the accuracy of the codes submitted by the provider. If the HSAG coder agreed with **DHMP**'s response, an agreement response was recorded in the tool. If the HSAG coder disagreed with **DHMP**'s response, a disagreement response was recorded in the tool. The findings of this over-read were based on HSAG's percent of agreement or disagreement with **DHMP**'s responses.

Prior to beginning abstraction, coders participated in an interrater reliability (IRR) assessment using training cases. To proceed with abstraction on study cases, coders were required to score 95 percent or higher on the post-training IRR. If this threshold was not met, the nurse manager provided retraining, including abstraction of additional test cases.



During the over-read period, HSAG conducted an ongoing IRR assessment by randomly selecting a minimum of 10 percent of cases per coder and comparing the over-read results to those from a second coder. For cases in which over-read discrepancies were identified between the first and second coders, a third “Gold Standard” review was conducted that provided a final determination regarding the appropriate over-read result. Any IRR result that fell below 95 percent required further evaluation by the nurse manager and retraining of the coder(s).

#### 4. Analysis Process

Following completion of the over-read, the HSAG analyst exported results from the data collection tool for each service category. Since data elements varied by claim type, results were not aggregated across the service categories. The analyst reviewed the coders’ over-read notes, and notes requiring further information were addressed with the nurse manager.

The HSAG analyst assessed the over-read results to determine the percentage of records per service category for which the HSAG coder agreed with DHMP’s internal validation response. Results were displayed by service category for data elements that were abstracted by DHMP and overread by HSAG. Over-read analysis results were independently verified by a second HSAG analyst.

#### 5. Response Data Layout for MCOs

This section was copied from the *Annual MCO Encounter Data Quality Review Guidelines, Appendix II*. Please note that HSAG made minimal edits to the response data layout table for readability. Guidance for specific encounter data scenarios is shown following the table.

**Table A-1—Response Data Layout**

Data Element (Field)		Data Description	Format	Length
0	Record_No	Sequential number for each of 412 records  <i>This field will contain a number between 001 and 412 and align with the ROWID provided by HCPF in the 412 encounter line sample list.</i>	X	integer
1	Encounter_Procedure_Code	0 = No or insufficient documentation, incorrect code utilized for procedure performed 1 = Correct code, including appropriately missing values. Please see guidance scenario 8. 9 = If data element does not pertain to encounter service type (i.e., for Inpatient encounters) <i>Required for Professional, Outpatient, and FQHC Encounters</i>	X	1
2	Encounter_Procedure_Code_Modifier	0 = No or insufficient documentation, incorrect code modifier utilized for procedure performed 1 = Correct code modifier, including appropriately missing values. Please see guidance scenario 8.	X	1

Data Element (Field)		Data Description	Format	Length
		9 = If data element does not pertain to encounter service type (i.e., for Inpatient encounters) <i>Required for Professional, Outpatient, and FQHC Encounters</i>		
3	Encounter_Surgical_Procedure_Code	0 = No or insufficient documentation, incorrect code utilized for surgical procedure performed 1 = Correct code, including appropriately missing values. Please see guidance scenario 8. 9 = If data element does not pertain to encounter service type <i>Required for Inpatient Encounters</i>	X	1
4	Encounter_Primary_Diagnosis_Code	0 = No or insufficient documentation, assignment of incorrect primary diagnosis code 1 = Correct primary diagnosis code <i>Required for Inpatient, Professional, Outpatient, and FQHC Encounters</i>	X	1
5	Encounter_Units	0 = No or insufficient documentation, incorrect units 1 = Correct units 9 = Data element does not pertain to encounter service type (i.e., for Inpatient encounters) <i>Required for Professional, Outpatient, and FQHC Encounters</i>	X	1
6	Encounter_Service_Date	0 = No or insufficient documentation, incorrect service start date 1 = Correct service start date 9 = If data element does not pertain to encounter service type <i>Required for Inpatient, Professional, Outpatient, and FQHC Encounters</i>	X	1
7	Encounter_Thru_Date	0 = No or insufficient documentation, incorrect service end date 1 = Correct service end date 9 = If data element does not pertain to encounter service type <i>Required for Inpatient Encounters</i>	X	1
8	Encounter_Discharge_Status	0 = No or insufficient documentation, incorrect discharge status 1 = Correct discharge status 9 = If data element does not pertain to encounter service type <i>Required for Inpatient Encounters</i>	X	1
9	Doc_Procedure_Code	Enter correct procedure code if present in the supporting documentation Enter 'No Doc' if no or insufficient documentation of correct procedure code	X	7



Data Element (Field)		Data Description	Format	Length
		Enter 'NA' if data element does not pertain to encounter service type Enter 'NR' if data element is not populated in the encounter data line <i>Required for Professional, Outpatient, and FQHC Encounters</i>		
10	Doc_Procedure_Code_Modifier	Enter correct procedure code modifier if present in the supporting documentation Enter 'No Doc' if no or insufficient documentation of correct procedure code modifier Enter 'NA' if data element does not pertain to encounter service type Enter 'NR' if data element is not populated in the encounter data line <i>Required for Professional, Outpatient, and FQHC Encounters</i>	X	7
11	Doc_Surgical_Code	Enter correct surgical procedure code if present in supporting documentation Enter 'No Doc' if no or insufficient documentation of correct surgical procedure code Enter 'NA' if data element does not pertain to encounter service type Enter 'NR' if data element is not populated in the encounter data line <i>Required for Inpatient Encounters</i>	X	7
12	Doc_Diag	Enter correct primary diagnosis code if present in the supporting documentation Enter 'No Doc' if no or insufficient documentation of correct diagnosis code <i>Required for Inpatient, Professional, Outpatient, and FQHC Encounters</i>	X	7
13	Doc_Units	Enter correct units if present in the supporting documentation Enter 'No Doc' if no or insufficient documentation of correct units <i>Required for Professional, Outpatient, and FQHC Encounters</i>	X	integer
14	Doc_Service_Date	Enter correct start date if present in supporting documentation Enter 'No Doc' if no or insufficient documentation of correct start date <i>Required for Inpatient, Professional, Outpatient, and FQHC Encounters</i>	X	8
15	Doc_Thru_Date	Enter correct end date if present in supporting documentation Enter 'No Doc' if no or insufficient documentation of correct end date	X	8

Data Element (Field)		Data Description	Format	Length
		Enter 'NA' if data element does not pertain to encounter service type <i>Required for Inpatient Encounters</i>		
16	Doc_Encounter_Discharge_Status	Enter correct discharge status if present in supporting documentation Enter 'No Doc' if no or insufficient documentation of correct discharge status Enter 'NA' if data element does not pertain to encounter service type <i>Required for Inpatient Encounters</i>	X	8
17	E&M Guidelines Version	1 = 1995 version of Evaluation and Management Services Documentation Guidelines 2 = 1997 version of Evaluation and Management Services Documentation Guidelines 9 = Does Not Apply	X	1
18	Comments (conditionally required)	Reviewer should enter comments supporting the decision made. <u>Comments are required in the following scenarios:</u> <ul style="list-style-type: none"> <li>• If no supporting medical records were provided, enter, "no documentation received from provider"</li> <li>• If medical records do not support the date of service and subsequent data elements were scored "0", enter, "No DOS in MR"</li> <li>• If a leveling tool (decision support tool) was used, enter, "refer to leveling tool: &lt;tool name&gt;"</li> <li>• If the case includes supplemental medical record pages without patient identifiers, enter, "Supplemental medical record pages without patient identifiers were submitted but not used for validation"</li> </ul> <u>Comments are required to support the following scenarios:</u> <ul style="list-style-type: none"> <li>• To provide details regarding non-specific primary diagnosis codes</li> <li>• To provide details regarding agreement or disagreement with the encounter start date for inpatient stays that began as an observation stay</li> <li>• To provide details regarding the documentation supporting an inpatient discharge status determination</li> </ul>	X	flexible

## Guidance for Specific Encounter Data Scenarios

1. To assess encounter data quality, data elements are contingent on corresponding medical record documentation. Medical records correspond to the encounter data when the member information (i.e., name, date of birth, and/or Medicaid ID), provider information, and date of service are in agreement. If the medical records match the member and provider information but the date of service is incorrect, the *Encounter\_Service\_Date* will be scored as “0” and the remaining data elements will be scored as “0”. The *Comments* field should be used to indicate that all other applicable data elements were in disagreement due to the invalid date of service.
2. The MCO 412 data quality review considers individual encounter lines that are sampled from encounter data submitted to the Department by the Medicaid MCOs. Reviewers should focus on the information found in the encounter line and determine whether the encounter values are supported by medical record documentation, with the consideration that the medical record documentation may support services captured on separate encounter lines outside the scope of this review.
3. For inpatient records or other records with services occurring over a date range, the encounter date of service is acceptable if it falls within the date range.
4. In the event medical record documentation is unavailable to support the encounter, all elements will be scored as “0” or “No Doc.”
  - In cases where the medical record does not contain patient identifiers on each page of the record, encounter data elements found on medical record pages without identifiers should be scored as “0” or “No Doc.”
5. In the event that medical record documentation could support more than one procedure code, reviewers should note agreement with the encounter procedure code, if applicable, and use the *Comments* to note other applicable procedure codes identified in the medical record.
  - If the HCPCS code “T1015” is present in the sampled encounter, reviewers should note agreement if the medical record documentation supports at least one additional procedure code.
6. To ensure consistency between each MCO’s review and the independent auditor’s over-read, MCOs should provide the independent auditor with all medical records and supporting documentation used by the MCO during its 412 EDV. Examples of such documentation include internal leveling tools, crosswalks, or any other such supporting materials used by the MCO in the completion of the 412 EDV.
7. In the event that the encounter line reflects a radiology or laboratory result, supporting medical record documentation must contain a signed order listing the test to be performed and the reason for ordering the test. An interpretation and report of the result must also be included to fully support the encounter data value. Score the applicable EDV Response elements with “0” or “No Doc” if signed documentation from a qualified provider is not available to support the radiology or laboratory order.

8. The Table A-1 data elements Procedure Code, Procedure Code Modifier, and Surgical Code each have a response option of “NR” and Table A-2 offers examples for the use of the “NR” EDV response.

**Table A-2—412 EDV Data Element “NR” Response Guidance**

Encounter Line Data and Medical Record Findings	Example	Anticipated EDV Response Data
The encounter line contains no value and the medical record supports the lack of a data value.	The encounter line does not contain a procedure code modifier and the medical record supports the lack of a procedure code modifier.	Encounter_Procedure_Code_Modifier = “1”  Doc_Procedure_Code_Modifier = “NR”
The encounter line contains a value and the medical record supports the data value.	The encounter line contains a modifier code (e.g., “59”) and the medical record supports this modifier code.	Encounter_Procedure_Code_Modifier = “1”  Doc_Procedure_Code_Modifier = “59”
The encounter line contains no value, but the medical record supports a data value.	The encounter line does not contain a modifier, but the medical record supports a procedure code modifier (e.g., “59”).	Encounter_Procedure_Code_Modifier = “0”  Doc_Procedure_Code_Modifier = “59”
The encounter line contains a value, but the medical record does not support the data value.	The encounter line contains a modifier value (e.g., “59”) but the medical record indicates that a procedure modifier is not needed.	Encounter_Procedure_Code_Modifier = “0”  Doc_Procedure_Code_Modifier = “No Doc”