



COLORADO

Department of Health Care
Policy & Financing

1570 Grant Street
Denver, CO 80203

Executive Summary

II. Hospital Expenditure Report

This annual report is prepared by the Department of Health Care Policy & Financing (the Department) pursuant to Section 25.5-4-402.8, C.R.S. Since the passage of House Bill (HB) 19-1001 in 2019, the Department has worked with Colorado hospitals to compile a dataset of hospital financial and utilization metrics to present a full picture of the hospital industry in Colorado. The Hospital Expenditure Report represents the compilation of historic dataset to date and includes some basic analysis of the dataset.

For the completion of the report, the bill requires hospitals to submit three forms of financial and utilization information: Medicare Cost Reports, audited financial statements and the completion of a data submission template. The Department believes hospitals have made a good-faith effort to satisfy the bill requirements, although some hospitals did not make a statement and/or submit data.

The Hospital Expenditure Report presents aggregated information on Colorado hospitals, with hospital-specific information in Hospital Expenditure Report Detailed Dataset by Hospital in this report.

Key Findings

For the comparison period of 2014 to 2021, hospital patient revenues have grown faster than operating expenses leading to growing profits and margins. In this timeframe, overall net patient revenue, total operating expenses, and uncompensated care have all increased. Looking specifically at uncompensated care, the hospitals' data show that charity care was the primary driver of increases in uncompensated care, while bad debt leveled off or decreased for some peer groups.

Hospital data also show that Colorado hospitals are providing more services through outpatient than inpatient settings. This is most notable in smaller and rural hospitals.

- Overall, hospital patient revenues have grown faster than operating expenses leading to growing profits and margins. This profit growth has occurred even with the recent growth in charity care and the growing number of patients covered by public health insurance. Specifically, Medicaid and Medicare payer mix grew 1.5% points from 2020 to 2021 whereas Commercial payer mix decreased by 0.9% points.



- ✓ Net patient revenue grew from \$12.1 billion to roughly \$19.8 billion between 2014 to 2021, an increase of 63.8% and an average annual increase of 7.3%. Between 2020 and 2021, net patient revenue increased by \$1.83 billion, an increase of 10.2%.
- ✓ Total operating expenses grew from \$11.7 billion to \$19.1 billion between 2014 and 2021, an increase of 63.3% and an average annual increase of 7.2%. Between 2020 and 2021, total operating expense increased by \$1.12 billion, increasing 6.2% from \$17.8 billion in 2020 to \$19.1 billion in 2021.
- ✓ Comparatively, the Colorado population grew by 8.7% during the same period 2014 to 2021, according to the Colorado State Demographer.
- ✓ These increases to patient revenues from 2014 to 2021 occurred even with the limitation on elective services and general underutilization of hospitals due to the COVID-19 pandemic. Between 2020 and 2021, hospital patient revenues saw historic growth while operating expenses grew less than they have in any year since 2015.
- ✓ In 2021, contracted labor expenses grew by 115.3%, or \$286.1 million. The Department will continue to monitor and conduct further analysis of the impacts of the COVID-19 pandemic, along with supply chain and inflation challenges that may be impacting the hospital workforce.
- As a whole, uncompensated care saw a decrease starting in 2015 through 2018 but started to rise again between 2019 and 2021. The rise in uncompensated care was primarily driven by increases in charity care, while bad debt has leveled off since 2019.
 - ✓ Uncompensated care charges increased overall by 6.7% from 2020 to 2021, or approximately \$122.1 million. Of the two components of uncompensated care (bad debt and charity care), the data shows that from 2020 to 2021, bad debt decreased by 1.6% overall, or approximately \$12.1 million, whereas charity care increased by 12.2%, or approximately \$134.2 million.
 - ✓ In 2021, there was \$481.8 million in total uncompensated care costs¹, a decrease of 2.4% from 2020. Charity care made up \$292.7 million, or 60.8%, and bad debt costs made up \$189.0 million, or 39.2%. Self-pay represented the largest portion of uncompensated costs in 2021, with \$306.9 million, or 63.7%.

¹ Costs are calculated using a cost to charge ratio that is applied to the respective charges. Charges are the billed amounts from hospitals. For more information, please see the appendix to the report for a full list of definitions.



- ✓ In 2021, total bad debt costs were \$189.0 million. The majority of bad debt costs were in the Denver region at \$91.9 million, or 48.6%, which is served by the state's largest safety net hospital, Denver Health Medical Center, where 51% of Coloradans reside.²
- Total operating expenses, or costs, which includes all expenses related to the operations of the hospitals, have continued to grow consistently over the 2014 to 2021 period.
- Total operating expenses increased on average \$1.057 billion per year or 7.2% between 2014 and 2021. During the same period, on average net patient revenue grew \$1.105 billion each year or 7.3% a year.
 - ✓ In 2021 patient expenses were 72.9% of operating expenses, with 66.5% for patient services and 6.4% for other patient related expenses. Between 2020 and 2021, patient services increased 9.1%. Building and major equipment expenses increased \$130.9 million, or an increase of 8.1% from 2020 to 2021.
 - ✓ When added to operating expenses, uncompensated care costs represent 2.5% of operating expenses in 2021.
- Between 2020 and 2021, hospital peer groups had the following findings:
 - ✓ The breakdown of expenses for large hospitals remained about the same between 2020 and 2021.
 - ✓ A greater proportion of the large hospital peer group's operating expenses were allocated for patients at 73.8%, while the small hospital peer group's proportion of expenses allocated as for patients was the lowest at 61.5%.
 - ✓ The small hospital peer group has the largest proportion of other expenses at 18.9% and general and administration with 9.0%.
- On average, in 2021, inpatient care represented 29.6% and outpatient care represented 67.5%; however, larger hospitals are, on average, providing far more inpatient services than their smaller peers.
 - ✓ The disparity between inpatient utilization for small (14.4%) and large hospitals (47.5%) highlights the importance of differing sustainability strategies for rural hospitals, such as investing in rural hospital clinics and outpatient capabilities and divesting in rural hospital inpatient services

² Denver DOI region includes Adams, Arapahoe, Broomfield, Clear Creek, Denver, Douglas, Elbert, Gilpin, Jefferson, and Park counties. Source: 2021 county population data from the Colorado State Demography Office.



where appropriate. Future transparency analysis could review specific rural hospital utilization patterns to highlight where such opportunities are most evident.

- The payer mix analysis illustrates shifts in payer mix from commercial to Medicare and Medicaid public programs, but that shift was not equal between hospital groups.
 - ✓ Over the period 2014 through 2021, commercial dropped from 36.5% to 30.7%, while public payers represented by Medicare and Medicaid grew from 55.1% to 60.9%.
 - ✓ Over the period 2014 through 2021, the payer mix for the public program Medicare and Medicaid decreased from about 65% to 60.6% while their commercial payer mix increased from about 28% to 29%. Conversely, the medium and large hospital groups have seen a more significant drop in commercial, from 46.6% to 36.3% and from 35.7% to 30.3%, respectively while their public payer Medicaid and Medicare mix increased from 47.4% to 57% and 55.7% to 61.2%, respectively.



Recommendations

The Department makes the following recommendations to the General Assembly:

- Hospitals are not fully compliant with the reporting requirements including reporting inconsistently or failing to report some or all required data elements required. The Department will revise rules, guidance, and data collection forms to the extent possible under current statute to improve reporting consistency and clarify requirements. The General Assembly should consider establishing corrective action and financial penalties for non-compliance.
- The purpose of this report is to provide comprehensive and insightful information for communities, health care payers, and policy makers to drive affordability. Not all information is included in this report because current legislation is interpreted by some parties to limit the Department's ability to include specific elements without the hospital associations sign-off, including profits and reserves or the specific impact of federal stimulus, factors that most would consider paramount to this report. The General Assembly should consider policy that ensures the Department can provide complete transparency insights, which was the intent of HB19-1001.
- Additional information is needed to provide comprehensive transparency insights. The General Assembly should require hospitals to report such additional information, as requested by the Department, such as historic provider group acquisitions, all provider affiliation agreements rather than just new acquisitions, executives' total compensation, planned or new construction, capital outlays, and changes in service offerings and the like.



Hospital Expenditure Report

Annual Report

January 17, 2023



COLORADO
Department of Health Care
Policy & Financing

Table of Contents

Overview	5
Legislative Background.....	5
Background to this Report	5
Methodology and Limitations.....	6
Financial Analysis	9
Historic Financial Analysis	9
Current and Previous Year Financial Analysis.....	15
Payer Mix.....	38
Conclusion.....	42
Map & Definitions	45

Table of Tables

Table 1 Net Patient Revenue by Hospital Peer Groups (in millions)	10
Table 2 Uncompensated Care Charges by Hospital Peer Groups (in millions)	12
Table 3 Charity Care Charges by Hospital Peer Group	12
Table 4 Bad Debt Charges by Hospital Peer Group (in millions)	13
Table 5 Total Operating Expense by Total and by Hospital Peer Group (in millions)..	14
Table 6 Net Patient Revenue Percent Change by Hospital Peer Groups	15
Table 7 Net Patient Revenue by Payer Type (in millions)	15
Table 8 2021 Net Patient Revenue by Payer Type by Hospital Peer Group (in millions and as % of Payer Total)	16
Table 9 2021 Net Patient Revenue by Payer by DOI region (in millions)	17
Table 10 Net Patient Revenue by Payer by DOI Region (as % of Region Total)	17
Table 11 Uncompensated Care Charges Percent Change by Hospital Peer Groups	18
Table 12 Charity Care Charges Percent Change by Hospital Peer Group	19
Table 13 Bad Debt Charges Percent Change by Hospital Peer Group	19
Table 14 2021 Uncompensated Care Costs by Payer Type (in millions).....	20
Table 15 2021 Charity Care Costs by Payer by Peer Group (in millions).....	21
Table 16 2021 Charity Care Costs by Payer Type by DOI Region (in millions)	22
Table 17 2021 Bad Debt Costs by Payer by Peer Group (in millions)	22
Table 18 2020 Bad Debt Costs by Payer Type by DOI Region (in millions).....	23
Table 19 Total Operating Expense Percent Change by Hospital Peer Group.....	24
Table 20 2021 Mix of Operating Expenses by Type (in millions)	27
Table 21 2021 Operating Expense Mix by Hospital Peer Group	30
Table 22 2021 Operating Expense Mix by DOI Region.....	33
Table 23 2020 -2021 Operating Expenses Percent Change.....	34
Table 24 Payer Mix	39
Table 25 Net Patient Revenue Calculation.....	48
Table 26 Total Operating Expense Calculation	49

Table of Figures

Graph 1 Net Patient Revenue	9
Graph 2 Uncompensated Care Charges by Type.....	11
Graph 3 Total Operating Expense	14
Graph 4 2021 Mix of Operating Expenses by Type	26
Graph 5 2021 Mix of Operating Expenses with Uncompensated Care Costs by Type...	28
Graph 6 2021 Operating Expense Mix by Hospital Peer Groups	29
Graph 7 Operating Expense Mix by DOI Region	32
Graph 8 2021 Inpatient and Outpatient Expense Split	35
Graph 9 2021 Inpatient and Outpatient Expense Split by Hospital Peer Group.....	36
Graph 10 2021 Inpatient (IP) and Outpatient (OP) Expense Split by DOI Region	37
Graph 11 Payer Mix	39
Graph 12 Large hospital peer group Payer Mix	40
Graph 13 Medium hospital peer group Payer Mix	41
Graph 14 Small hospital peer group Payer Mix	41
Graph 15 Map of Colorado Hospitals Identified by Hospital Peer Group and DOI Regions	45

Overview

The purpose of the Hospital Expenditure Report is to fulfill the statutory requirements enacted through the passage of House Bill (HB) 19-1001 to “annually prepare a written hospital expenditure report detailing uncompensated hospital costs and the different categories of expenditures”.¹ To serve this directive, this report provides data summaries and analysis of Colorado hospitals that have submitted financial and utilization data to the Department of Health Care Policy & Financing.

Also included in this report is a map of Colorado hospitals as well as the Department of Regulatory Agencies’ Division of Insurance (DOI) regions. A list of definitions is available as well.

Legislative Background

Under § 25.5-4-402.8, C.R.S., the Department shall annually prepare a written hospital expenditure report detailing the uncompensated hospital costs and the different categories of expenditures made by hospitals in the state. The Department shall consult with the Colorado Healthcare Affordability and Sustainability Enterprise Board (CHASE Board) in the development of the report. In compiling the Hospital Expenditure Report, the Department shall use publicly available data sources whenever possible. Each hospital in the state shall make information available to the Department for the compilation of the data set for and the completion of the Hospital Expenditure Report.

Background to this Report

HB 19-1001 requires hospitals to make a good-faith effort to submit Medicare Cost Reports and audited financial statements and other utilization and financial data. The Department began gathering Audited Financial Statements, Medicare Cost Reports, and the Department-provided template of financial and utilization metrics in mid-2021.

Data submitted through the Hospital Expenditure Report template represent most Colorado hospitals. For 2021, hospitals submissions accounted for 99.3% of all licensed hospital beds. The Department receives high level staffing information; utilization

¹ Hospital Transparency Measures to Analyze Efficacy, HB19-1001. 2019 Regular Session. (2019). Available from www.leg.colorado.gov/bills/hb19-1001.



metrics such as discharges, inpatient days, and outpatient visits; patient revenue information such as charges, contractual allowances, and uncompensated care charges; non-patient revenue information; and expense information both at an operating and nonoperating level. The appendix **Hospital Expenditure Report Detailed Dataset by Hospital** displays the status of hospital data submissions and data for all hospital data submissions for hospital fiscal years 2014 through 2021 with notes when applicable.

Methodology and Limitations

The data within this report represents the cumulation of both historic and current financial and utilization data reported to the Department. After consultation with the CHASE Board and the Colorado Hospital Association (CHA), the Department developed rules to help with the administrative task of the data collection process such that the Department collected data from general hospitals and critical access hospitals. Given the rules developed for the Hospital Expenditure Report, data from psychiatric, long term care and rehabilitation hospitals was not requested. For the historical data submission process, hospitals had the option to submit reports from the CHA's DATABANK Program² or to complete the Department's Acquisition, Financial and Utilization Reporting Tool. Most health systems or hospitals submitted a DATABANK report. However, since hospital fiscal year 2019 submissions, hospitals have only utilized the Department's reporting tool for a more accurate comparable report. Data is collected and reported on a hospital fiscal year basis.

The Department presents the data by peer grouping based on the number of licensed beds. The three hospital peer groups are as follow: small, with 25 or fewer beds; medium, with 26 to 90 beds; and large, with 91 or more beds. The Department also presents the data by the Department of Regulatory Agencies' DOI geographic regional rating areas.

The Hospital Expenditure Report Detailed Dataset by Hospital is a representation of the dataset compilation, with both the historic data submissions and the current data submissions. As discussed in the previous section, not all hospitals have submitted data. While all Colorado hospitals are listed in these tables, blank fields indicate

² CHA DATABANK is an online program available to Colorado Hospital Association members and serves as a centralized location for the collection of hospital utilization and financial data.

hospitals that did not submit data for that year. In some cases, the hospital was not open at that time.

There are limitations in the dataset, including the following: Historic dataset does not have bad debt and charity care by payer type. Because of this limitation, uncompensated care and net patient revenue by payer type is not available by payer type for hospital fiscal year 2014 to 2018.

Historic dataset is not fully complete: Some hospitals did not report for all years that the hospital was open. For example, if a hospital was acquired by a health system, the health system submission only included data for the years that hospital was part of a health system. Reported data is not complete for all years and for all categories even if a hospital has reported some data. This report uses data from hospital fiscal year 2014 through 2021 because this was the most complete section of data collected. To address the limitations of the dataset, the Department is analyzing trends for the most comprehensive period of the dataset, hospital fiscal year 2014 through 2021.

Other limitations include the analysis of hospital volume or the number of hospital patients such that there is a challenge in using volume metrics when hospitals have different ways in which they measure volume (example: metrics for inpatient services, discharges or patient days, and outpatient visits for outpatient services). Currently, the Department is not including an analysis that adjusts to a “per patient” or “per bed” basis. The Department has provided two volume metrics within the **Hospital Expenditure Report Detailed Dataset by Hospital**: discharges and outpatient visits.

A Note on Submissions

For the completion of the report, the legislation enacted through the passage of **HB 19-1001** requires hospitals to submit three forms of financial and utilizations information: Medicare Cost Reports, audited financial statements and a completed data submission template. The Department believes hospitals have made a good-faith effort to satisfy the bill requirements, although some hospitals did not make a statement and/or data submission. The hospitals that did not make a data submission and are not included within the analysis of this report for hospital fiscal year 2021 are Colorado Plains Medical Center (now Centura St. Elizabeth Hospital) and St. Vincent Hospital. Additionally, due to a flaw in the submission process, Community Hospital, is also not present in the analysis for hospital fiscal year 2021. The Department will



continue to work with hospitals to gather missing data points where possible and improve upon the report.

The Hospital Expenditure Report presents aggregated information on Colorado hospitals, with hospital-specific information in the Hospital Expenditure Report Detailed Dataset by Hospital of this report.

Continuing Impact of the COVID-19 Pandemic

The COVID-19 pandemic started affecting hospital expenses in 2020, such as increases to supply expenses beyond typical inflation, increases to salaries and wages to keep up with workforce demands and reductions in services. Federal stimulus paid to Colorado hospitals, which totaled \$1.2 billion, offset reductions in hospital revenue and increases in hospital expenses due to the COVID-19 pandemic. The impact of the COVID-19 pandemic has clearly continued into 2023; the full extent of its impact - to Coloradans, employers, the state and to providers - will not be completely understood for many years to come. While the most recent year of hospital data does show trends of hospital financial metrics returning to pre-pandemic values, the Department will continue to report on hospital financials to observe and document trends and insights.

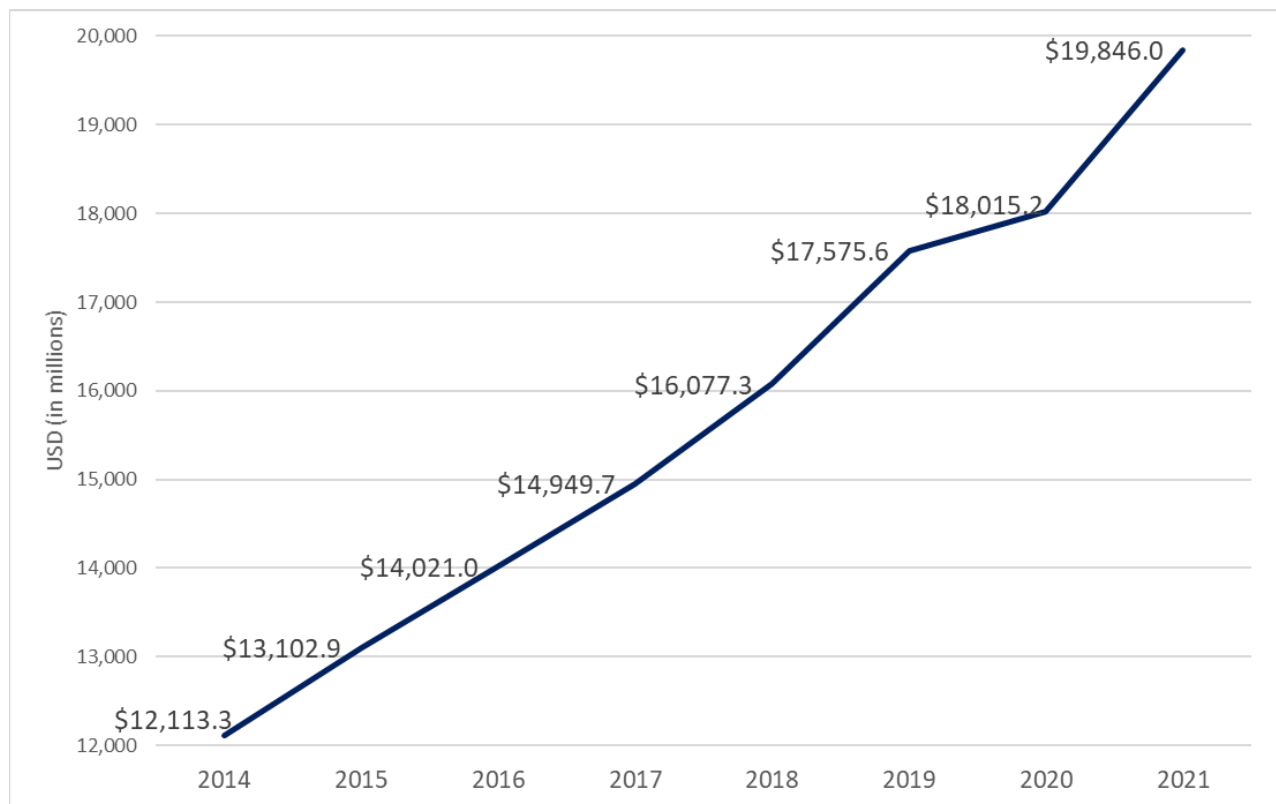
The Department recognizes that the impact of COVID-induced workforce shortages, COVID-19-induced supply chain and inflationary challenges on hospital financials are not fully reflected in this report, as they have continued through 2022 and into 2023 - periods not covered by this report. Future Department reports will continue to provide clarity into the impacts of COVID on hospital financials.

Financial Analysis

Historic Financial Analysis

Despite the historic impacts of COVID-19 on hospitals, one thing is clear: net Patient revenues have continued to rise, as noted in Graph 1 below. The following section analyzes major hospital financial metrics starting with net patient revenue and including uncompensated care and operating expenses over the historic period of fiscal year 2014 through 2021.

Graph 1 Net Patient Revenue (in millions)



Net Patient Revenue in Total

Net patient revenue approximates the payments a hospital receives for patient services. Net patient revenue is calculated by totaling all charges the hospital billed to patients, subtracting the total of all contractual allowances for each major payer, such as Medicare, Medicaid, commercial, etc., then subtracting uncompensated care.

Graph 1 illustrates net patient revenue in total for each year presented in the graph. Between 2014 and 2021, net patient revenue increased by \$7.7 billion, or an increase

of 63.8%, an average annual growth of 7.3% for total net patient revenue.³ Comparatively, the Colorado population grew by 8.7% during the same period 2014 to 2021, according to the Colorado State Demographer.⁴

There was reduced growth between 2019 and 2020 due to the pandemic - an increase of only 2.5%. Notably, this does not include the estimated \$1.2 billion of stimulus hospitals received during 2020 and recognized throughout 2020 and 2021. While stimulus helped hospitals cover slower growth of patient revenues during 2020, attributing all stimulus to hospitals revenue's is unrealistic as some was distributed to non-hospital business components, covered non-operating costs, or was returned. That said, between 2020 and 2021 net revenue increased by 10.2%, which is in line with pre-pandemic rates of growth (in 2019 there was an increase of 9.3% from 2018). Overall net patient revenue has grown consistently since 2014. While there was a decrease in the rate of growth between 2019 and 2020, net patient revenue continues to grow similarly to years before the COVID-19 pandemic.

Table 1 illustrates the breakdown of net patient revenue by hospital peer groups. The three groups are small: 25 beds or fewer; medium: 26 to 90 beds; large: 91 beds and more. Each hospital peer group had growth for net patient revenue from 2014 to 2021.

Table 1 Net Patient Revenue by Hospital Peer Groups (in millions)

Peer Group	2014	2015	2016	2017	2018	2019	2020	2021
Large	\$10,815.8	\$11,657.3	\$12,432.9	\$13,259.4	\$14,222.1	\$14,735.0	\$14,758.8	\$16,288.8
Medium	\$884.9	\$991.1	\$1,111.3	\$1,188.3	\$1,299.0	\$1,846.2	\$2,100.0	\$2,190.7
Small	\$412.6	\$454.5	\$476.8	\$502.0	\$556.1	\$994.4	\$1,156.4	\$1,366.5
Total	\$12,113.3	\$13,102.9	\$14,021.0	\$14,949.7	\$16,069.0	\$17,575.6	\$18,015.2	\$19,846.0

Uncompensated Care Charges in Total

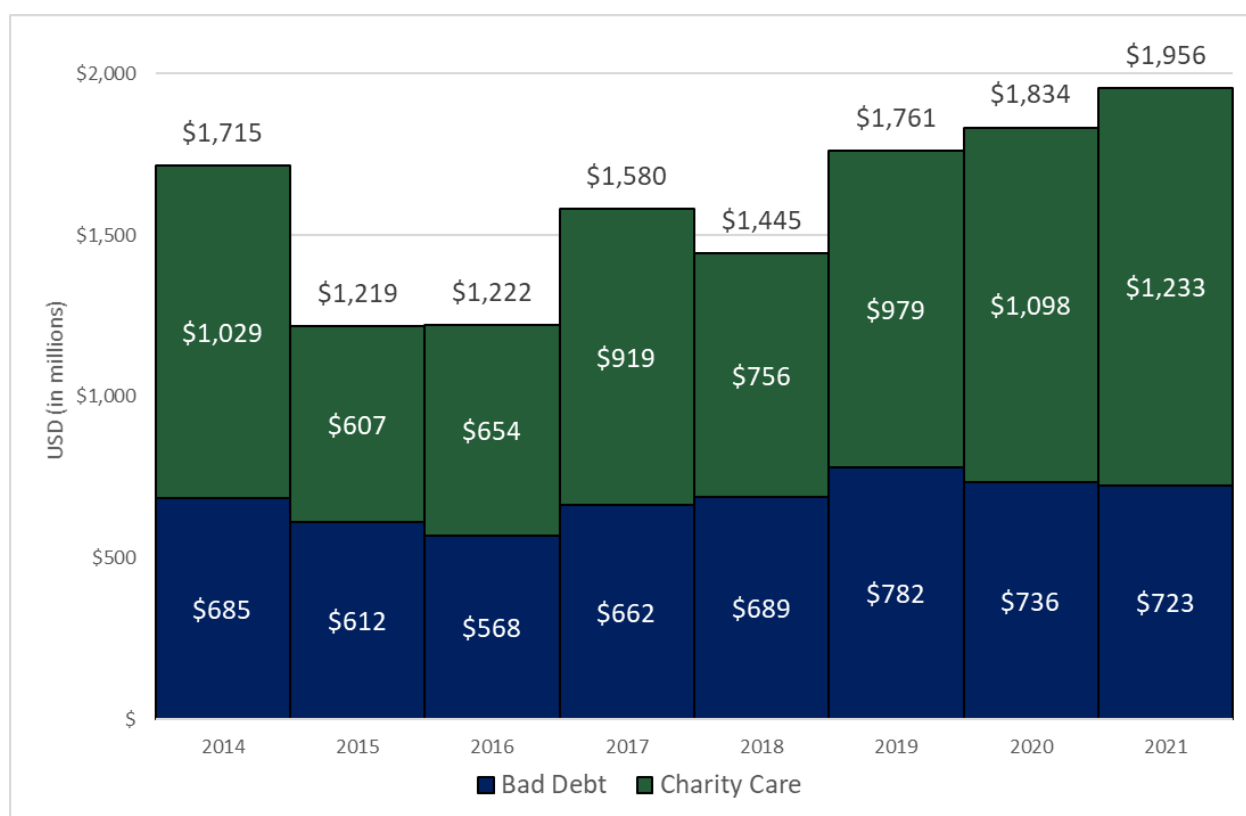
Uncompensated care is the total amount of care a hospital provides that it does not expect or will not receive compensation for. There are two main components that

³ This calculation is done with a compound annual growth formula to account for compounding over the time period.

⁴ Information retrieved from: <https://coloradodemography.github.io/population/data/regional-data-lookup/>.

make up uncompensated care, bad debt and charity care. Both bad debt and charity care are presented within this section of the report as written off charges. Uncompensated care charges are the billed amounts from hospitals to their patients that are not received, either through charity care or bad debt. In contrast, uncompensated care costs are the costs associated with providing care that is not reimbursed. Costs are described in more detail in a subsequent section. The data in Graph 2 and Table 2 indicate overall uncompensated care has declined between 2014 and 2018, but has seen an increase of \$511.0 million, or an increase of 35.4%, from 2018 to 2021

Graph 2 Uncompensated Care Charges by Type



From 2019 to 2021, charity care increased by 25.9%, or an increase of \$253.6 million. For a breakdown of charity care charges see Table 3. Bad debt has decreased over the same period by 7.4% or \$58.2 million. For a breakdown of bad debt charges see Table 4. Combined bad debt and charity care increased by 11.1%, or \$195.4 million between 2019 and 2021. More insights into change between hospital fiscal years 2020 and 2021 can be found in the next section of the report.

Table 2 Uncompensated Care Charges by Hospital Peer Groups (in millions)

Peer Group	2014	2015	2016	2017	2018	2019	2020	2021
Large	\$1,582.1	\$1,120.0	\$1,112.3	\$1,286.0	\$1,298.7	\$1,554.4	\$1,573.5	\$1,715.2
Medium	\$84.6	\$61.7	\$64.4	\$89.8	\$89.9	\$135.1	\$185.1	\$159.3
Small	\$47.8	\$37.1	\$45.4	\$204.6	\$56.3	\$71.0	\$20.2	\$81.4
Total	\$1,715.0	\$1,218.9	\$1,222.1	\$1,580.5	\$1,444.9	\$1,760.5	\$1,833.8	\$1,955.9

Charity Care Charges

Charity care is a main component of uncompensated care. It is defined as health services that hospitals do not expect to receive payments in full, or in part, because a hospital has determined, with the assistance of the patient, the patient's inability to pay.⁵

Table 3 Charity Care Charges by Hospital Peer Group

Peer Group	2014	2015	2016	2017	2018	2019	2020	2021
Large	\$980.7	\$573.2	\$620.3	\$718.5	\$716.0	\$894.3	\$1,017.0	\$1,135.6
Medium	\$32.7	\$24.2	\$24.8	\$33.0	\$23.7	\$32.0	\$61.1	\$73.0
Small	\$16.0	\$9.8	\$8.5	\$11.0	\$10.6	\$12.5	\$20.2	\$24.0
Total	\$1,029.3	\$607.3	\$653.6	\$756.8	\$737.7	\$927.3	\$1,098.3	\$1,232.5

Bad Debt Charges

Bad debt is the other portion of uncompensated care. Bad debt is a record of lost revenue for health services for which a hospital determined the patient had a financial responsibility to pay, but that patient did not pay. This is in contrast to charity care, in which hospitals have determined before the billing process begins that partial or full non-payments would occur for patients.

⁵Definition of Uncompensated Care. Retrieved from <https://www.aha.org/system/files/2019-01/uncompensated-care-fact-sheet-jan-2019.pdf>.

Table 4 Bad Debt Charges by Hospital Peer Group (in millions)

Peer Group	2014	2015	2016	2017	2018	2019	2020	2021
Large	\$601.5	\$546.8	\$492.0	\$567.5	\$582.7	\$660.1	\$556.5	\$579.6
Medium	\$51.9	\$37.5	\$39.5	\$56.8	\$63.1	\$76.4	\$124.0	\$86.4
Small	\$32.0	\$27.3	\$37.0	\$37.7	\$42.7	\$45.1	\$55.1	\$57.5
Total	\$685.4	\$611.6	\$568.5	\$661.9	\$688.6	\$781.6	\$735.5	\$723.4

Total Operating Expense Growth

Operating expenses for hospitals are the expenses incurred from the normal business operations of running and operating a hospital. For a hospital, some of these expenses could include salaries, rent, management fees, purchase of supplies and utilities.

In Graph 3 and Table 5, total operating expenses for all reporting hospitals is displayed for the period of 2014 to 2021. Between this period, the total operating expenses increased by roughly \$7.4 billion, or 63.1%. Each year, total operating expenses grew between \$1.237 billion and \$748.7 million, or between 7.4% and 6.2%, with an average growth of \$1.05 billion each year, or 7.2%. Comparatively, the Colorado population grew by 8.7% for the same period 2014 to 2021, according to the Colorado State Demographer.⁶ As total operating expenses represent the amount that a hospital spends on the operations, or providing services to patients, changes from unexpected events like the COVID-19 pandemic affect hospitals total operating expenses. The change in total operating expense from 2019 to 2020 is not significantly high compared to the previous year, nor the following year.

⁶ Information retrieved from: <https://coloradodemography.github.io/population/data/regional-data-lookup/>.

Graph 3 Total Operating Expense (in millions)

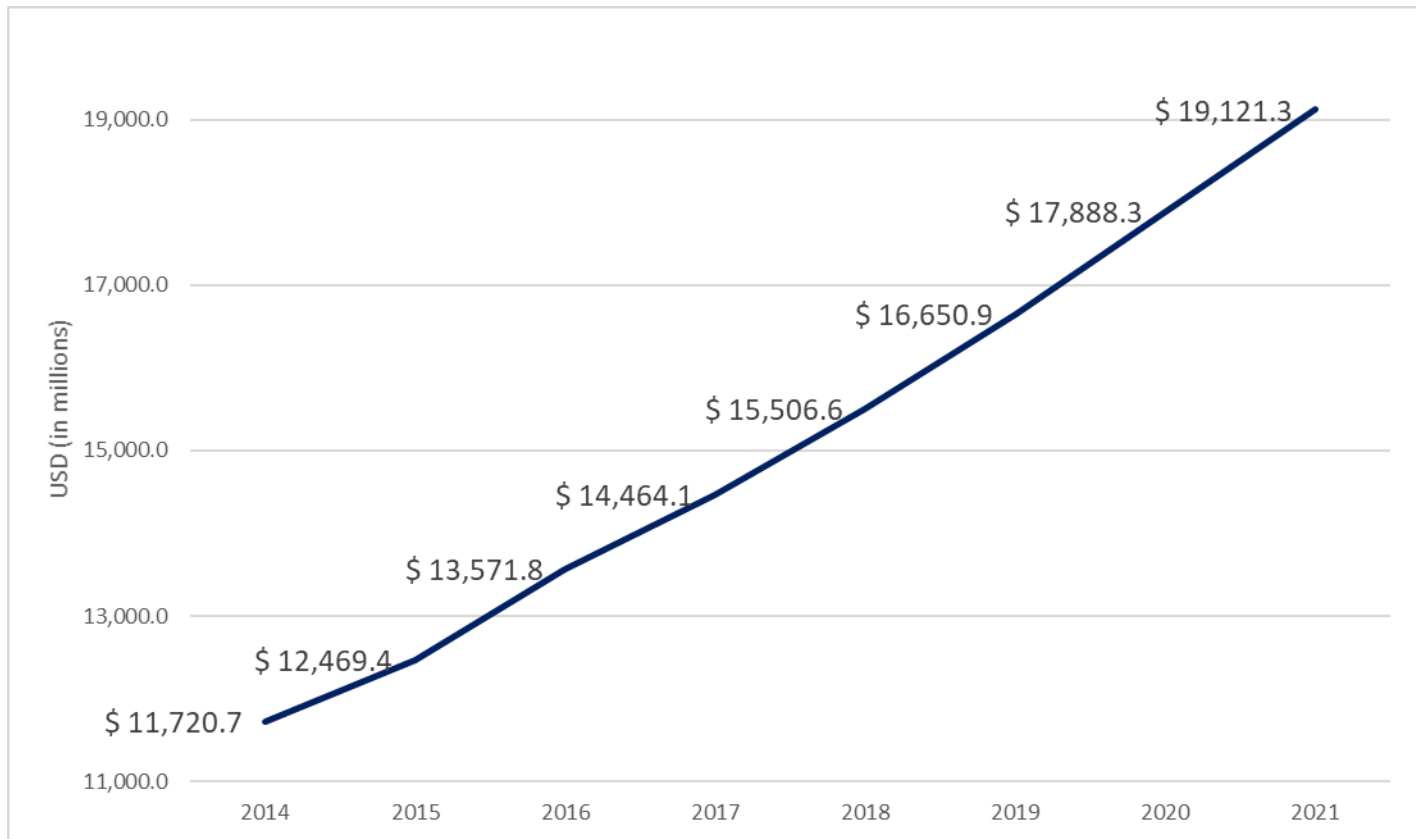


Table 5 Total Operating Expense by Total and by Hospital Peer Group (in millions)

Peer Group	2014	2015	2016	2017	2018	2019	2020	2021
Large	\$10,296.1	\$10,874.1	\$11,813.6	\$12,600.5	\$13,254.8	\$13,621.6	\$14,238.8	\$15,387.4
Medium	\$978.4	\$1,083.1	\$1,167.1	\$1,243.5	\$1,540.2	\$2,002.1	\$2,417.6	\$2,340.3
Small	\$446.3	\$512.2	\$591.1	\$620.2	\$711.6	\$1,027.2	\$1,231.9	\$1,393.6
Total	\$11,720.7	\$12,408.3	\$13,277.5	\$14,157.9	\$15,506.6	\$16,650.9	\$17,888.3	\$19,121.3

Current and Previous Year Financial Analysis

This section of the report focuses on the most recent year of the reporting period and analyzes shifts between 2020 and 2021. Specifically, it provides a breakdown of financial metrics by peer groups and DOI regions. As mentioned previously, due to the limitation of historic data, payer types have not been presented above. However, this section of the report focuses on years in which payer types were more accurately reported.

Table 6 Net Patient Revenue Percent Change by Hospital Peer Groups

Peer Group	Net Patient Revenue % Change (2020- 2021)
Large	10.4%
Medium	4.3%
Small	18.2%
Total	10.2%

In Table 6, the percent change in net patient revenue between 2020 and 2021 for each hospital peer group is displayed. The large peer group increased by \$1.53 billion, or 10.4%. The medium peer group increased \$90.7 million, or 4.3%. The small peer group increased by \$210.1 million, or 18.2%. Please note, COVID stimulus funds are not classified as or represented in net patient revenue for either year.

Net Patient Revenue by Payer Type - 2020 to 2021

Net patient revenue by payer type approximates the payments a hospital receives for a particular payer type.

Table 7 Net Patient Revenue by Payer Type (in millions)

Major Payer Type	Net Patient Revenue
Medicare	\$ 5,398.4
Medicaid	\$ 3,286.0
Commercial	\$ 9,961.9
Self-Pay	\$ 200.3
Colorado Indigent Care Program (CICP)/Other	\$ 999.4
Total	\$ 19,846.0

In Table 7, totals for net patient revenue by payer type is represented in millions. In 2021, total net patient revenue was \$19.85 billion. The commercial payer category made up approximately half (50.2%) of total net patient revenue at \$9.22 billion. The

next largest payer category was Medicare, representing 27.2% of total net patient revenue or \$5.398.4 billion. Medicaid net patient revenue was \$3.286 billion, or 16.6% of the total net patient revenue. The two remaining categories representing 6.0% were CICP/Other net patient revenue totaling \$999.4 million and self-pay totaling \$200.3 million, or 5.0% and 1.0%, respectively.

*Table 8 2021 Net Patient Revenue by Payer Type by Hospital Peer Group
(in millions and as % of Payer Total)*

Payer Type	Large	Large (%)	Medium	Medium (%)	Small	Small (%)
Medicare	\$ 4,296.5	26.4%	\$ 624.8	28.5%	\$ 477.1	34.9%
Medicaid	\$ 2,824.8	17.3%	\$ 237.7	10.9%	\$ 223.5	16.4%
Commercial	\$ 8,201.8	50.4%	\$ 1,234.1	56.3%	\$ 525.9	38.5%
Self-Pay	\$ 133.3	0.8%	\$ 30.1	1.4%	\$ 36.9	2.7%
CICP/Other	\$ 832.4	5.1%	\$ 64.0	2.9%	\$ 103.0	7.5%
Total	\$ 16,288.8	100%	\$ 2,190.7	100%	\$ 1,366.5	100%

In Table 8, 2021 net patient revenue by payer type is broken down by hospital peer groups. For the large peer group, net patient revenue totaled \$16.289 billion or 82.1% of total net patient revenue. The commercial payer category represents about half, or 50.4%, of the large peer group's total at \$8.202 billion. For the medium peer group, net patient revenue totaled \$2.191 billion, 11.0% of the total for 2021.

The split of net patient revenue by payer category was similar for the large and the medium peer groups. The medium peer group was approximately half commercial payer category with \$1.234 billion, or 56.3% and Medicare with \$624.8 million, or 28.5%. For the small peer group, net patient revenue totaled \$1.367 billion, which was 6.9% of total net patient revenue for 2021. While commercial net patient revenue is the largest portion of the small peer group's total at \$525.9 million, or 38.5%, the Medicare category, \$477.1 million or 34.9%, represented a larger portion of the small peer groups net patient revenue compared to the large and medium peer groups, 26.4% and 28.5%, respectively.

Table 9 2021 Net Patient Revenue by Payer by DOI region (in millions) ⁷

Payer Type	Medicare	Medicaid	Commercial	Self-pay	CICP/ Other	Total
Boulder	\$ 302.3	\$ 111.6	\$523.6	\$ 10.1	\$ 45.8	\$ 993.3
Colorado Springs	\$ 625.9	\$ 364.1	\$ 932.9	\$ 6.2	\$ 176.2	\$ 2,105.3
Denver	\$ 2,595.5	\$ 1,995.0	\$ 5,870.7	\$ 92.9	\$ 511.2	\$ 11,065.3
East	\$ 258.1	\$ 149.7	\$ 215.7	\$ 18.7	\$ 57.8	\$ 700.0
Ft. Collins	\$ 493.3	\$ 120.8	\$ 736.3	\$ 9.5	\$ 66.0	\$ 1,425.9
Grand Junction	\$ 179.2	\$ 81.7	\$ 227.8	\$ 5.1	\$ 54.6	\$ 548.4
Greeley	\$ 180.0	\$ 77.7	\$ 293.8	\$ 8.0	\$ 54.6	\$ 548.4
Pueblo	\$ 245.2	\$ 176.1	\$ 227.9	\$ 7.1	-\$ 18.7	\$ 617.8
West	\$ 518.9	\$ 209.4	\$ 933.1	\$ 42.6	\$ 48.7	\$ 1,752.2
Total	\$ 5,398.4	\$ 3,286.0	\$ 9,961.9	\$ 200.3	\$ 999.4	\$ 19,846.0

Table 10 Net Patient Revenue by Payer by DOI Region (as % of Region Total)

Payer Type	Medicare	Medicaid	Commercial	Self-pay	CICP/ Other	Total
Boulder	30.4%	11.2%	52.7%	1.0%	4.6%	100.0%
Colorado Springs	29.7%	17.3%	44.3%	0.3%	8.4%	100.0%
Denver	23.5%	18.0%	53.1%	0.8%	4.6%	100.0%
East	36.9%	21.4%	30.8%	2.7%	8.3%	100.0%
Ft. Collins	34.6%	8.5%	51.6%	0.7%	4.6%	100.0%
Grand Junction	32.7%	14.9%	41.5%	0.9%	10.0%	100.0%
Greeley	29.1%	12.6%	47.6%	1.3%	9.4%	100.0%
Pueblo	38.5%	27.6%	35.7%	1.1%	-2.9%	100.0%
West	29.6%	11.9%	53.3%	2.4%	2.7%	100.0%
Total	27.2%	16.6%	50.2%	1.0%	5.0%	100.0%

In Table 9 and Table 10, 2020 net patient revenue by payer type is broken down by the nine DOI regions. The Denver region represents the majority of net patient revenue at \$11.06 billion, or 55.8%. Overall, the Denver region represented most for each of the payer's total net patient revenue. In the majority of regions, commercial net patient revenue represented the highest proportion of total net patient revenue; on average, the commercial percentage of total net patient revenue for each region is 46.1%. Medicare represented the second highest percent of net patient revenue at 31.2% for all DOI regions. In 2021, the Pueblo region saw the highest net patient

⁷ In the Pueblo region, CICP/Other appears as a negative number, this is due to hospitals within that region reporting all of their uncompensated care to the Other category which over shadows revenues in from those payers.

revenue proportion for Medicaid, 27.6%, followed by the East region at 21.4%. Across all regions in 2021, Medicaid total net patient revenue averaged 16.0%.

Uncompensated Care Charges in Total- 2020 to 2021

Uncompensated care is the total amount of care a hospital provides that it does not expect to, or will not, receive compensation for providing a service. There are two main components that make up uncompensated care: bad debt and charity care. Both are expressed within this section of the report in terms of charges written-off. As a reminder, uncompensated care charges are the billed amount from hospitals to its patients that are not received, whereas uncompensated care costs, which will be discussed in a section later in the report, are the costs associated with providing care that is not reimbursed. Overall, uncompensated care charges in total have increased from 2020 to 2021, driven by increases in charity care. However, bad debt for some payer groups has significantly dropped from the previous year.

Table 11 Uncompensated Care Charges Percent Change by Hospital Peer Groups

Peer Group	Uncompensated Care Charges % Change (2020 -2021)
Large	9.0%
Medium	-13.9%
Small	8.2%
Total	6.7%

Table 11 depicts total uncompensated care growth from 2020 to 2021 for each of the hospital peer groups. The majority of uncompensated care can be found in the large peer group, \$1.715 billion of the total \$1.956 billion in 2021. Overall, uncompensated care for the large peer group increased by 9.0%, or \$141.7 million from 2020 to 2021. The Medium peer group uncompensated care decreased by \$25.7 million, or 13.9%. The small peer group uncompensated care increased overall by 8.2%, or \$6.2 million.

Charity Care Charges - 2020 to 2021

One main component of uncompensated care is charity care. It is defined as health services for which hospitals do not expect to receive, in full or in part, payment because the hospital had determined, with the assistance of the patient, the patient's inability to pay.

Table 12 Charity Care Charges Percent Change by Hospital Peer Group

Peer Group	Charity Care Charges % Change (2020 -2021)
Large	11.7%
Medium	19.4%
Small	18.8%
Total	12.2%

Table 12 shows the percent change for each hospital peer group from 2020 to 2021. Overall, charity care increased by \$134.2 million, or 12.2%, from 2020 to 2021. The large peer group represented most of the overall increase with an addition of \$118.6 million over the period, or an increase of 11.7%. The medium and small peer groups increased by \$11.8 million and \$3.8 million, respectively. The medium peer group increased the most, by 19.4%, and the small peer group increased by 18.8%.

Bad Debt Charges - 2020 to 2021

The other portion of uncompensated care is bad debt. Bad debt is a record of lost revenue for health services for which a hospital determined the patient had a financial responsibility to pay, but that patient did not pay.¹⁰ This is in contrast to charity care, in which hospitals have determined before the billing process begins that partial or full non-payments would occur for patients.

Table 13 Bad Debt Charges Percent Change by Hospital Peer Group

Peer Group	Bad Debt Charges % Change (2020 -2021)
Large	4.2%
Medium	-30.3%
Small	4.4%
Grand Total	-1.6%

In Table 13, the percent change of bad debt for each peer group is presented. On the aggregate level, bad debt decreased by \$12.1 million between 2020 and 2021, or 1.6%. Bad debt for the large peer group increased by \$23.1 million, or 4.2%. The medium peer group saw a decrease in bad debt of \$37.6 million, or 30.3%, while the small peer group saw an increase in bad debt over the period of \$2.4 million, or 4.4%. The reduction in total uncompensated care charges for the medium peer group was primarily driven by a decrease in bad debt.

Uncompensated Care Costs - 2020 to 2021

Uncompensated care costs are calculated by adding charity care and bad debt charges together and multiplying by a cost-to-charge ratio. Each individual hospital has a cost-to-charge ratio and it is calculated by total expenses (exclusive of bad debt) and dividing that figure by the sum of total charges and other operating revenue. Overall, uncompensated care costs have increased from 2020 to 2021, driven by increases in charity care. However, bad debt for some payer groups has significantly decreased from the previous year. The table below represents uncompensated care costs by payer types.

Table 14 2021 Uncompensated Care Costs by Payer Type (in millions)

Major Payer	Bad Debt Costs	Charity Care Costs	Uncompensated Care Costs
Medicare	\$ 11.6	\$ 3.3	\$ 14.9
Medicaid	\$ 3.1	\$ 5.6	\$ 8.7
Commercial	\$ 48.8	\$ 24.4	\$ 73.1
Self-pay	\$ 104.6	\$ 202.3	\$ 306.9
CICP/ Other	\$ 20.9	\$ 57.2	\$ 78.1
Total	\$ 189.0	\$ 292.7	\$ 481.8

In Table 14, uncompensated care costs are represented in total and for bad debt and charity care by payer type. In 2021, uncompensated care costs totaled \$481.8 million, and was primarily made up of the self-pay category with \$306.9 million, or 63.7%. The second highest payer type to contribute to uncompensated care costs was the CICP/Other payer type with \$78.1 million in uncompensated care costs. The lowest proportion of uncompensated care costs came from the Medicaid payer type category with \$8.7 million in uncompensated care costs, or 1.8%, followed by Medicare with \$14.9 million in uncompensated care costs, or 3.1%. Between 2020 and 2021, total uncompensated care costs decreased by 2.4%, a decrease of \$12.1 million.

Charity care costs totaled \$292.7 million, or 60.8% of total uncompensated care. The self-pay payer category made up most of charity care in 2021, representing 69.1% of total costs, or \$202.3 million. The second largest category for charity care costs was the CICP/Other category, at \$57.2 million, or 19.5% of total charity care costs. Between 2020 and 2021, total charity care costs increased by 5.9%, or \$16.2 million.

Bad debt costs were \$189.0 million, representing approximately 39.2% of total uncompensated care costs. The self-pay category made up over half of the costs for bad debt or 55.3%, representing \$104.6 million. The next highest category was the commercial payers at 25.8%, or \$48.8 million. Between 2020 and 2021, total bad debt costs decreased by 13.0%, or \$28.3 million.

Charity Care Costs - 2020 to 2021

Table 15 2021 Charity Care Costs by Payer by Peer Group (in millions)

Payer Type	Large	Medium	Small	Total
Medicare	\$ 2.4	\$ 0.2	\$ 0.8	\$ 3.3
Medicaid	\$ 5.1	\$ 0.2	\$ 0.3	\$ 5.6
Commercial	\$ 19.8	\$ 3.0	\$ 1.5	\$ 24.4
Self-pay	\$ 180.0	\$ 16.2	\$ 6.0	\$ 202.3
CICP/ Other	\$ 51.7	\$ 3.7	\$ 1.8	\$ 57.2
Total	\$ 259.0	\$ 23.3	\$ 10.4	\$ 292.7

In Table 15, charity care costs are broken down by hospital peer groups and by major payer types. In 2021, the large peer group made up the majority of charity care costs, which totaled \$259.0 million, or 88.5% of the total charity care costs. Self-pay payer made up 69.5% of charity care costs for the large peer group, or \$180.0 million. The medium peer group made up approximately 8.0% of total charity care costs, or \$23.3 million. The small peer group made up 3.6% of total charity care costs with \$10.4 million. The self-pay payer category made up the majority of the small peer group's charity care costs at \$6.0 million. Overall, the large peer group represented the majority of charity care costs for each payer type, ranging from 72.2% (Medicare) and 90.6% (Medicaid).

Table 16 2021 Charity Care Costs by Payer Type by DOI Region (in millions)

DOI Region	Medicare	Medicaid	Commercial	Self-pay	CICP/ Other	Total
Boulder	\$ 0.2	\$ 0.1	\$ 1.7	\$ 8.7	\$ 0.3	\$ 11.0
Colorado Springs	\$ 0.4	\$ 0.04	\$ 2.9	\$ 13.5	\$ 3.6	\$ 20.4
Denver	\$ 1.3	\$ 4.5	\$ 13.6	\$ 134.9	\$ 41.3	\$ 195.7
East	\$ 0.3	\$ 0.1	\$ 0.7	\$ 3.2	\$ 0.4	\$ 4.7
Ft. Collins	\$ 0.1	-\$ 0.02	\$ 0.7	\$ 8.6	\$ 3.0	\$ 12.3
Grand Junction	\$ 0.2	\$ 0.8	\$ 0.7	\$ 5.1	\$ 2.1	\$ 8.9
Greeley	\$ 0.1	-\$0.5	\$ 0.8	\$ 12.4	\$ 0.8	\$ 13.7
Pueblo	\$ 0.1	-\$ 0.01	\$ 0.6	\$ 2.1	\$ 2.0	\$ 4.8
West	\$ 0.5	\$ 0.4	\$ 2.6	\$ 13.8	\$ 3.7	\$ 21.1
Total	\$ 3.3	\$ 5.6	\$ 24.4	\$ 202.3	\$ 57.2	\$ 292.7

In Table 16, charity care costs are represented in total for each payer type broken down by DOI regions. In 2021, total charity care costs were \$292.7 million. The majority of charity care costs were in the Denver region at \$195.7 million, or 66.9%. The second largest region in total for charity care costs was the West region with \$21.1 million, or 7.2%.

Bad Debt Costs - 2020 to 2021

Table 17 2021 Bad Debt Costs by Payer by Peer Group (in millions)

Payer Type	Large	Medium	Small	Total
Medicare	\$ 7.5	\$ 1.4	\$ 2.6	\$ 11.6
Medicaid	\$ 2.3	\$ 0.1	\$ 0.7	\$ 3.1
Commercial	\$ 36.0	\$ 8.4	\$ 4.5	\$ 48.8
Self-pay	\$ 72.5	\$ 19.5	\$ 12.5	\$ 104.6
CICP/ Other	\$ 10.6	\$ 0.9	\$ 9.4	\$ 20.9
Total	\$ 129.0	\$ 30.3	\$ 29.8	\$ 189.0

In Table 17, bad debt costs are broken down by hospital peer groups and by major payer types. In 2021, the large peer group made up the majority of bad debt costs which totaled \$129.0 million, or 68.2% of the total bad debt costs. Self-pay made up 56.2% of bad debt costs for the large peer group, or \$72.5 million. The second largest payer category was the commercial payer, with \$36.0 million, or 27.9% of the total large peer group. The medium peer group made up approximately 16.0% of total bad debt costs, or \$30.3 million. The self-pay category made up the majority of bad debt

costs for the medium peer group with \$19.5 million, or 64.5% of total bad debt costs for the medium peer group. The small peer group made up approximately 15.8% of total bad debt costs with \$29.8 million. Similar to the large and medium peer group, the self-pay category made up the majority of the small peer group's bad debt costs with \$12.5 million, or 42.1% of total bad debt costs for the payer. Overall, the large peer group made up the majority of bad debt costs for each payer type, ranging from 50.9% (CICP/Other) to 73.7% (Commercial). The self-pay category made up the majority of total bad debt costs with \$104.6 million, or 55.3%; followed by the Commercial payer group with \$48.8 million, or 25.8%.

Table 18 2020 Bad Debt Costs by Payer Type by DOI Region (in millions)⁸

DOI Region	Medicare	Medicaid	Commercial	Self-Pay	CICP/Other	Total
Boulder	\$ 0.1	\$ 0.1	\$ 1.1	\$ 1.7	\$ 0.2	\$ 3.2
Colorado Springs	\$ 1.3	\$ 0.2	\$ 4.9	\$ 10.8	\$ 0.6	\$ 17.8
Denver	\$ 5.5	\$ 2.3	\$ 28.0	\$ 52.6	\$ 3.5	\$ 91.9
East	\$ 0.5	\$ 0.2	\$ 2.0	\$ 6.4	\$ 4.8	\$ 13.8
Ft. Collins	\$ 1.0	\$ 0.2	\$ 4.6	\$ 8.8	\$ 0.2	\$ 14.8
Grand Junction	\$ 0.4	-\$ 0.1	\$ 0.3	\$ 1.6	\$ 0.5	\$ 2.7
Greeley	\$ 0.7	-\$ 0.4	\$ 2.4	\$ 4.1	\$ 0.1	\$ 6.8
Pueblo	\$0.0	\$0.0	\$0.0	\$ 0.0	\$ 5.9	\$ 5.9
West	\$ 2.1	\$ 0.6	\$ 5.4	\$ 18.5	\$ 5.3	\$ 32.0
Total	\$ 11.6	\$ 3.1	\$ 48.8	\$ 104.6	\$ 20.9	\$ 189.0

In Table 18, bad debt costs are represented in total for each payer type and broken down by DOI regions. In 2021, total bad debt costs were \$189.0 million. The majority of bad debt costs were in the Denver region with \$91.9 million, or 48.6%. This is the area where our state's largest safety net hospital, Denver Health Medical Center, is located and where 51% of Coloradans reside.⁹ The second largest region in total for bad debt costs was the West region with \$32.0 million, or 16.9%. The Denver region was the driver of bad debt costs in 2021 and made up the largest portion of each

⁸ In the Pueblo region, bad debt costs may appear to be zero as the figures either were allocated wholly to Other or do not round up to 0.1 million.

⁹ Denver DOI region includes Adams, Arapahoe, Broomfield, Clear Creek, Denver, Douglas, Elbert, Gilpin, Jefferson, and Park counties. Source: 2021 county population data from the Colorado State Demography Office.

payer type, except for the CICP/Other category, which had higher proportion (28.2% and 25.4%, respectively).

Operating Expenses - 2020 to 2021

In this section, the Department provides total operating expenses by peer group, DOI region, expense type. This section also reviews total operating expenses over the 2020 to 2021 period.

Total Operating Expense Growth - 2020 to 2021

Table 19 Total Operating Expense Percent Change by Hospital Peer Group

Peer Group	Total Operating Expense % Change (2020 -2021)
Large	8.1%
Medium	-3.2%
Small	13.1%
Total	6.9%

Table 19 shows the percent change of total operating expenses for each peer group. Between 2020 and 2021, overall operating expenses grew by 6.9%, or an increase of \$1.2 billion. This is a reduction in the rate of growth from the previous year, which saw an increase of 7.4% between 2019 and 2020. The bulk of the overall increase was driven by the large peer group with an increase of \$1.148 billion, or 8.1% between 2020 and 2021. The small peer group also increased its total operating expenses with \$161.7 million, or 13.1% from 2020 to 2021. Unlike the other two peer groups, there was a decrease in total operating expenses for the medium peer group of \$77.3 million, a decrease of 3.2%.

Operating Expense Mix

Hospitals submitted about 30 different types of expenses. These expense types ranged from the highest expense category (salaries, benefits, and wages) to small fill-in categories for expenses like bank fees and debt issuance. To better understand operating expenses, the Department asked hospitals to allocate expenses into four categories: direct patient, patient other, general & administrative, and other, in addition to reporting the total for each expense type.

The pie chart in Graph 4 displays a statewide mix of aggregate operating expenses by type for 2021 and illustrates that most Colorado hospital expenses are for patient

services. Table 20 provides a more detailed breakdown of operating expenses and uses color to indicate how the expenses are included in the operating expense pie chart of Graph 4. As noted in the graphic, patient expenses (service and other) represent approximately 72.4% of Colorado hospital operating expenses. Patient service expenses make up 66.1% of operating expenses and patient other expenses make up 6.3% of operating expenses.¹⁰ Between 2020 and 2021, total patient expenses increased 9.1%.

General and administrative expenses represent 15.2%, while building and major equipment expenses generate 9.1% of operating expenses. Between 2020 and 2021, general and administrative expenses increased by 11.6%, and building and major equipment expenses increased by 8.1%. Other expenses represent approximately 3.3% of all operating expenses, a decrease of 17.3% from 2020. This decrease was primarily due to the provider fee allocation being more appropriately allocated from the Other to Patient category from 2020 to 2021.

¹⁰ For expenses that hospitals allocated as being for patients, the Department chose expense lines that clearly relate to patient services to be classified as patient services, while the remainder are classified as patient other. Examples of expenses that hospitals reported as being for patients that fall in the patient other category include: contracted services, general other, insurance expense, management fees, provider fees, and purchased services.

Graph 4 2021 Mix of Operating Expenses by Type

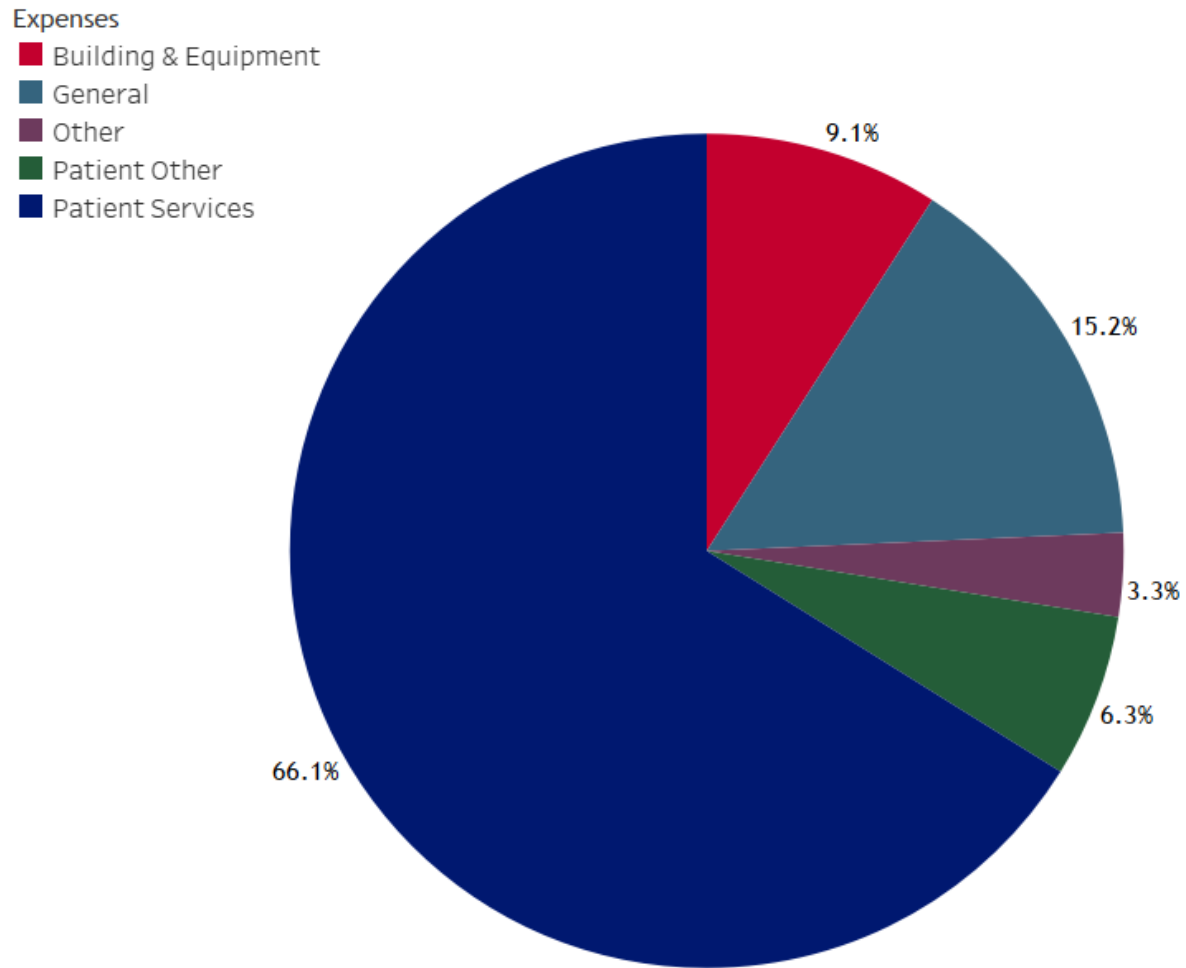
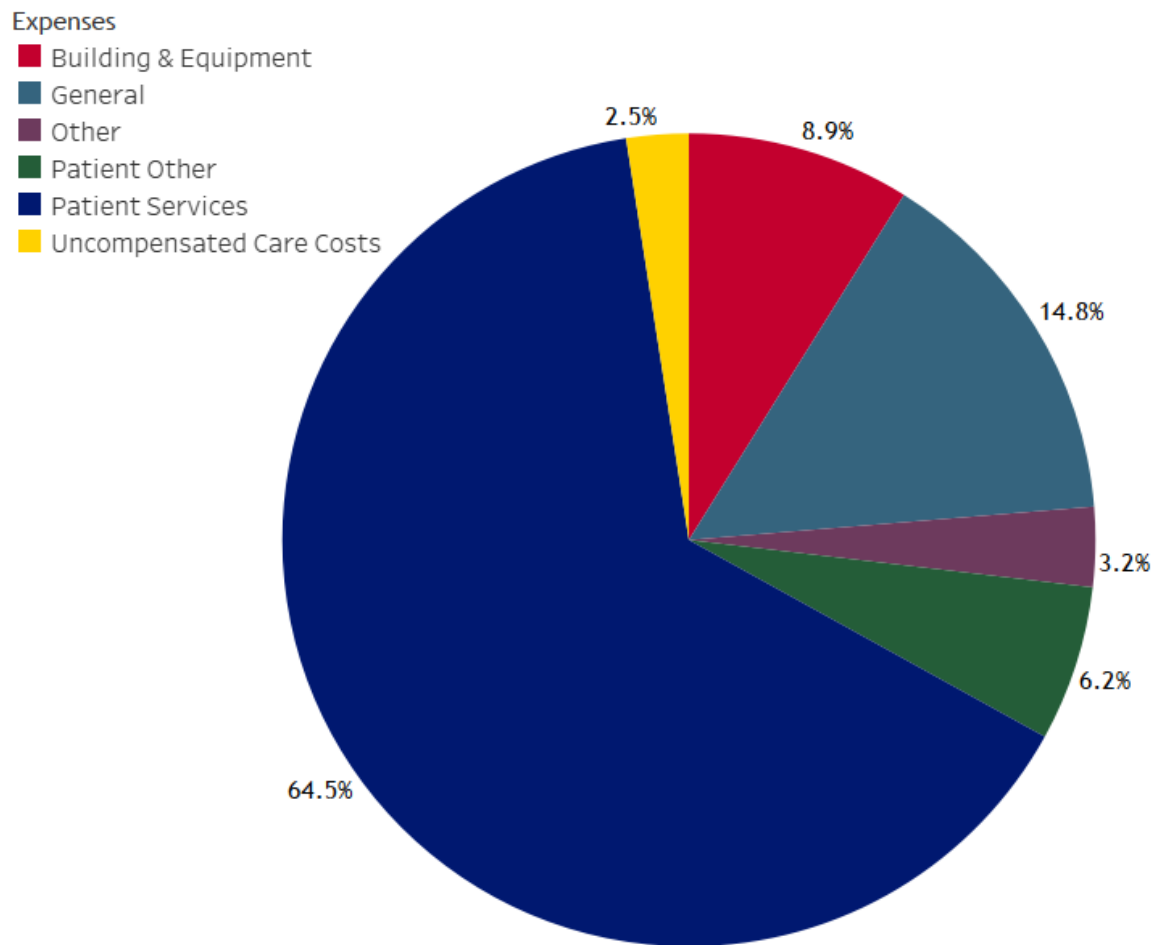


Table 20 2021 Mix of Operating Expenses by Type (in millions)

Expense Type	Expense	Direct Patient	Patient Other	General/ Admin	Other	Total
Services	Salaries, Wages, & Benefits	\$6,429.3	\$505.8	\$1,287.8	\$211.8	\$8,434.7
Services	Physician Renumeration	\$975.3	\$20.5	\$22.3	\$29.2	\$1,047.4
Services	Total Supplies	\$3,543.9	\$80.4	\$110.6	\$30.5	\$3,765.4
Services	All Other	\$427.4	\$190.0	\$0.0	\$0.0	\$617.4
Other	Interest	\$116.8	\$0.6	\$75.3	\$16.1	\$208.8
Other	Provider Fee	\$684.3	\$228.3	\$71.5	\$93.7	\$1,077.8
Other	All Other	\$467.5	\$182.9	\$1,338.5	\$242.0	\$2,231.0
Building & Major Equipment	Depreciation	\$942.8	\$15.1	\$197.6	\$59.5	\$1,214.9
Building & Major Equipment	Leases & Rental	\$131.2	\$7.6	\$40.8	\$3.7	\$183.3
Building & Major Equipment	Maintenance & Utilities	\$161.6	\$53.0	\$109.6	\$16.4	\$340.6
Total	Total	\$13,879.9	\$1,284.3	\$3,254.0	\$653.0	\$19,121.3

Another way to examine hospital expenses is by including uncompensated care costs as an additional operating expense. Uncompensated care is typically reported as write-offs to gross charges, but as discussed in the Uncompensated Care Costs section, a cost-to-charge ratio can be applied to the write-offs to estimate the cost of uncompensated care. As depicted in Graph 1, uncompensated care costs represent 2.5% of costs when included as an operating expense. When included as a patient expense, total patient expenses represent 73.2% of operating expenses.

Graph 5 2021 Mix of Operating Expenses with Uncompensated Care Costs by Type



Below (Graph 6) represents the mix of operating expense types by hospital peer group.

Graph 6 2021 Operating Expense Mix by Hospital Peer Groups

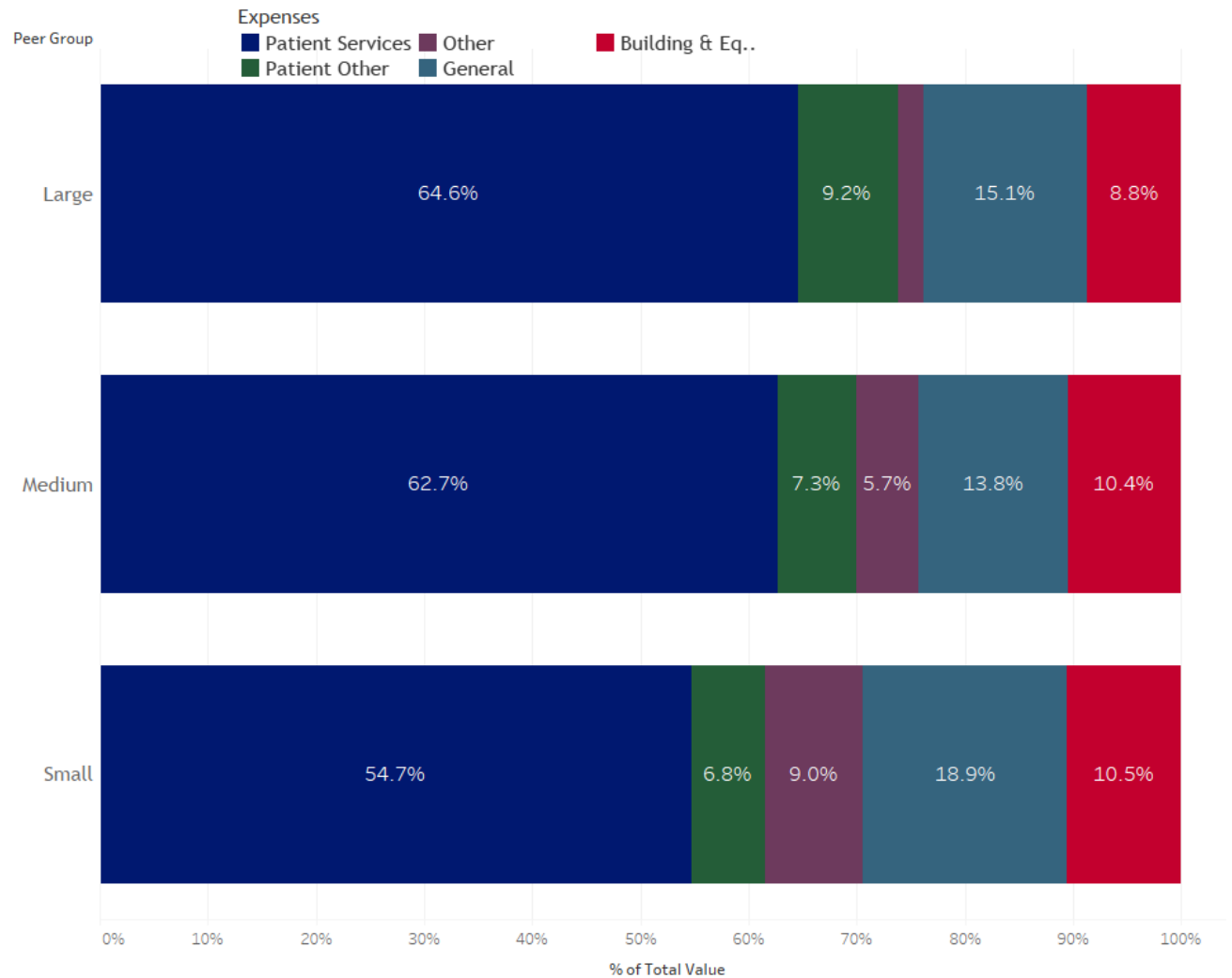


Table 21 2021 Operating Expense Mix by Hospital Peer Group¹¹

Expense Type or Expense	Large	Medium	Small
Patient	73.8%	70.0%	61.5%
Patient Service	64.6%	62.7%	54.7%
Patient Other	9.2%	7.3%	6.8%
General/Administration	15.1%	13.8%	18.9%
Building & Major Equipment	8.8%	10.4%	10.5%
Depreciation	6.2%	7.8%	6.5%
Leases & Rental	0.9%	1.1%	1.0%
Maintenance & Utilities	1.7%	1.5%	3.0%
Other	2.4%	5.7%	9.0%
Grand Total	100.0%	100.0%	100.0%

The breakdown of expenses for large hospitals remained roughly the same between 2020 and 2021. Patient services decreased from 65.1% to 64.6% but saw a relative similar increase in patient other (8.2% increase to 9.2%). Building and major equipment expenses increased by 0.2% between 2020 and 2021.

For the medium peer group there was an increase in patient service expense from 61.3% to 62.7% leading to an increase in total patient expense from 69.2% to 70.0% from 2020 to 2021. The Medium peer group had the second largest patient service proportion.

For the small peer group, between 2020 and 2021 there was an increase for total patient from 60.5% to 61.5%. General and Administrative expenses increased from 17.4% to 18.9% from 2020 to 2021. For all other expenses there was a decrease from 11.1% to 9.0%.

A greater proportion of the large hospital peer group's operating expenses were allocated for patients with 73.8% while the small hospital peer group's proportion of expenses allocated as for patients was the lowest at 61.5%.

¹¹ Other expenses are significantly larger for the small peer group as small hospitals have less resources to categorize expenses appropriately, and when they cannot make the determination that an expense is a patient related expense, hospitals will allocate these expenses into the Other category.

The small hospital peer group has the largest proportion of other expenses of 9.0% and general and administration at 18.9%.

When operating expenses are reviewed by DOI region (Graph 7 and Table 22), there is regional variation for expense mix when allocated to patient, and general and administration categories. For example, the Grand Junction region has the highest proportion of expenses allocated to total patient with 81.7% followed by Fort Collins with 78.7%. On average, in 2021, building and major equipment expenses were approximately 8.6%. Overall, the Greeley region was the highest at 12.7% while the lowest was the Pueblo region at 6.8%.

Additionally, on average in 2021, general and administrative expenses were approximately 18.8% between all regions. The regions with the highest proportion of general and administrative expenses were Pueblo at 44.0% and the East at 20.5%. This is likely because most hospitals within these regions are small or medium sized hospitals. This aligns with the analysis of expense by the peer groupings. The Pueblo region has had a dramatic increase in its General & Administrative expense proportion of total operating expense. This increase was primarily driven by Parkview Medical Center, which allocated more salaries and supplies expenses to its General & Administrative category than it did in previous reports. This is more noticeable as there are only two hospitals within the region, and changes to one effect the distribution of the total considerably. Note that Parkview signed a letter of intent to join UCHHealth in October of 2022.

Graph 7 Operating Expense Mix by DOI Region

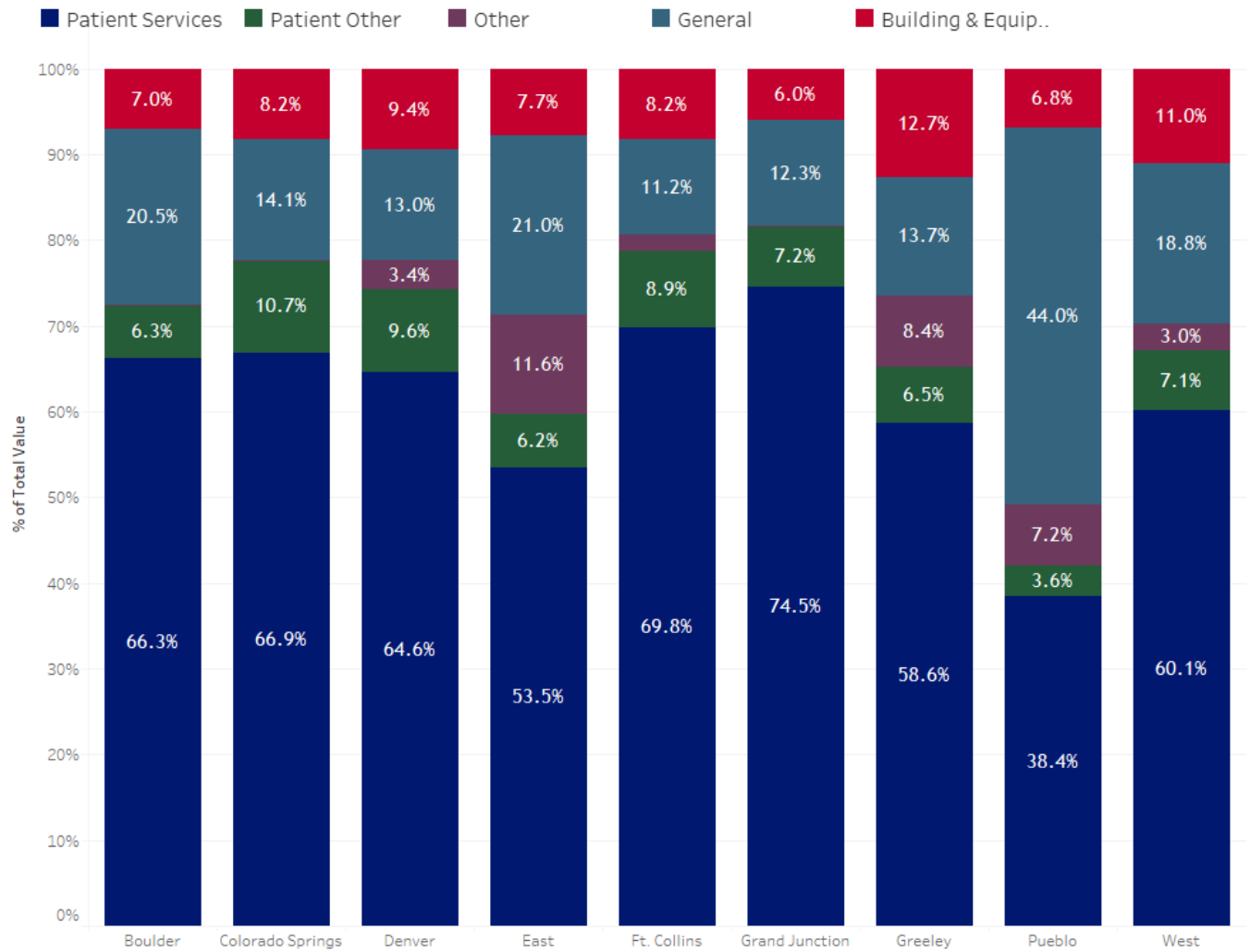


Table 22 2021 Operating Expense Mix by DOI Region

DOI Region	Boulder	CO Springs	Denver	East	Ft Collins	Grand Junction	Greeley	Pueblo	West
Patient	72.5%	77.6%	74.2%	59.6%	78.7%	81.7%	65.2%	42.0%	67.2%
Patient Service	66.3%	66.9%	64.6%	53.5%	69.8%	74.5%	58.6%	38.4%	60.1%
Patient Other	6.3%	10.7%	9.6%	6.2%	8.9%	7.2%	6.5%	3.6%	7.1%
General/ Administration	20.5%	14.1%	13.0%	21.0%	11.2%	12.3%	13.7%	44.0%	18.0%
Building & Major Equipment	7.0%	8.2%	9.4%	7.7%	8.2%	6.0%	12.7%	6.8%	11.0%
Depreciation	5.7%	5.5%	6.8%	4.7%	5.0%	5.7%	9.1%	4.0%	7.1%
Leases & Rental	0.5%	1.3%	1.0%	0.7%	0.9%	0.1%	0.1%	0.8%	1.5%
Maintenance & Utilities	0.8%	1.5%	1.6%	2.3%	2.2%	0.2%	3.4%	2.0%	2.4%
Other	0.0%	0.0%	3.4%	11.6%	1.9%	0%	8.4%	7.2%	3.0%
Grand Total	100.0%	100.0%	100.0%	100.0%	100.0%	100.0%	100.0%	100.0%	100.0%

In Table 23, the percent change for comparable total expense categories are displayed. Between 2020 and 2021, total payroll expense increased by 6.1%, an increase of \$370.9 million whereas total salaries, wages, and benefits increased by 8.4%, an increase of \$651.8 million. In 2021, there was also an increase in contracted labor expenses by 115.3%, or \$286.1 million. This is a significant change from 2020 and 2019 to 2020. The Department will continue to monitor the impact of staffing agency contracted labor, recognizing the investments made by the General Assembly intended to respond to health care workforce shortages and working conditions.

Between 2020 and 2021, total supplies expenses increased by 13.4%, or \$445.1 million. There was a decrease of approximately 2.8%, or \$5.3 million, for lease and rental expenses, a decrease of 1.4%, or a decrease of \$4.8 million. For maintenance & utilities, there was a decrease of 4.5%, or \$9.9 million for interest expenses between 2020 and 2021. The Department will continue to review and monitor these trends in future years to analyze the impact of the COVID-19 pandemic on hospital expenses.

Table 23 2020 -2021 Operating Expenses Percent Change

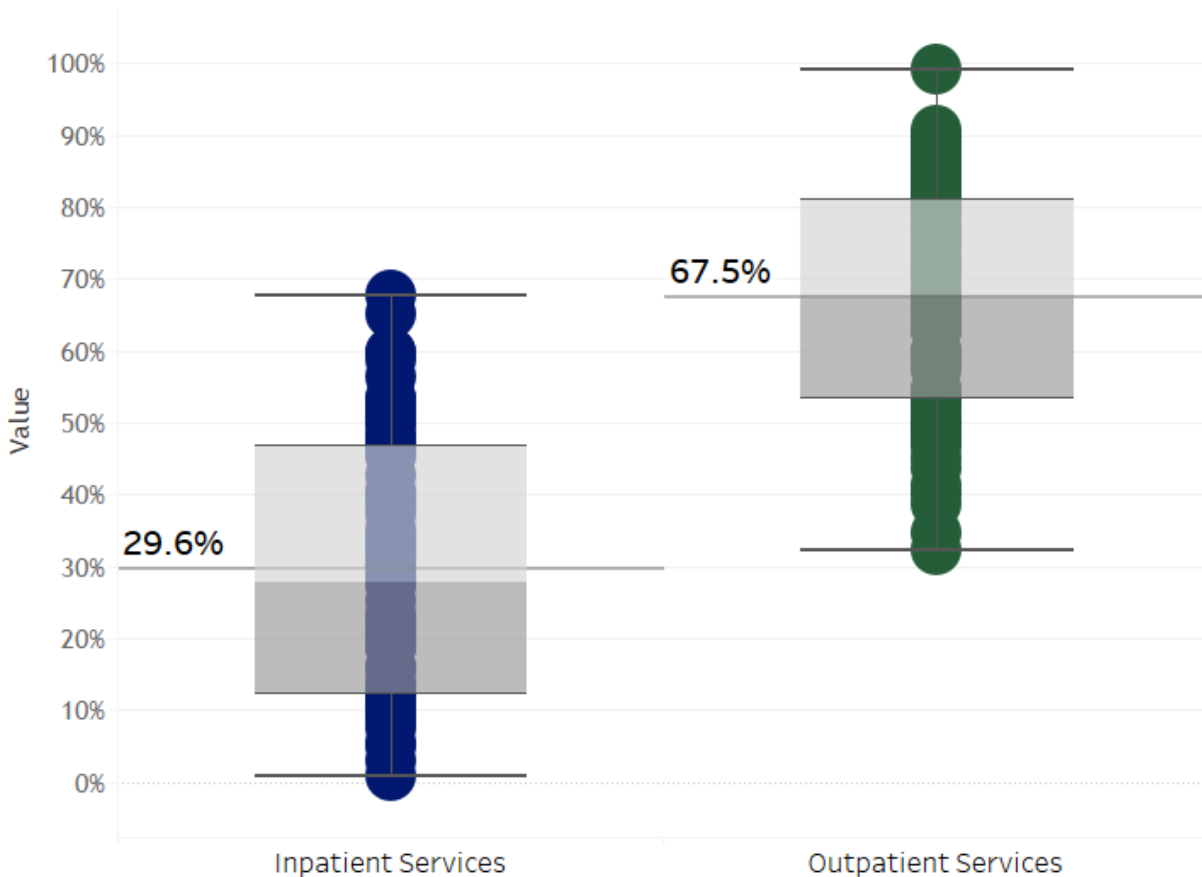
Expense	% Change (2020 - 2021)	\$ Change (2020 - 2021)
Total payroll	6.1%	\$ 370,987,992
Employee benefits	-0.3%	(\$ 5,210,929)
Contracted labor	115.3%	\$ 286,113,100
Total salaries, wages, benefits	8.4%	\$ 651,890,163
Total supplies	13.4%	\$ 445,165,817
Depreciation	13.1%	\$ 141,005,603
Leases & Rental	-2.8%	(\$ 5,252,534)
Maintenance & Utilities	-1.4%	(\$ 4,753,119)
Interest	-4.5%	(\$ 9,931,593)

Inpatient and Outpatient Service Split

Because hospitals have staff who admit and treat both inpatient and outpatient patients, and hospital equipment is used for both inpatient and outpatient services, the Department uses a breakdown of gross charges to determine the split between inpatient and outpatient services.

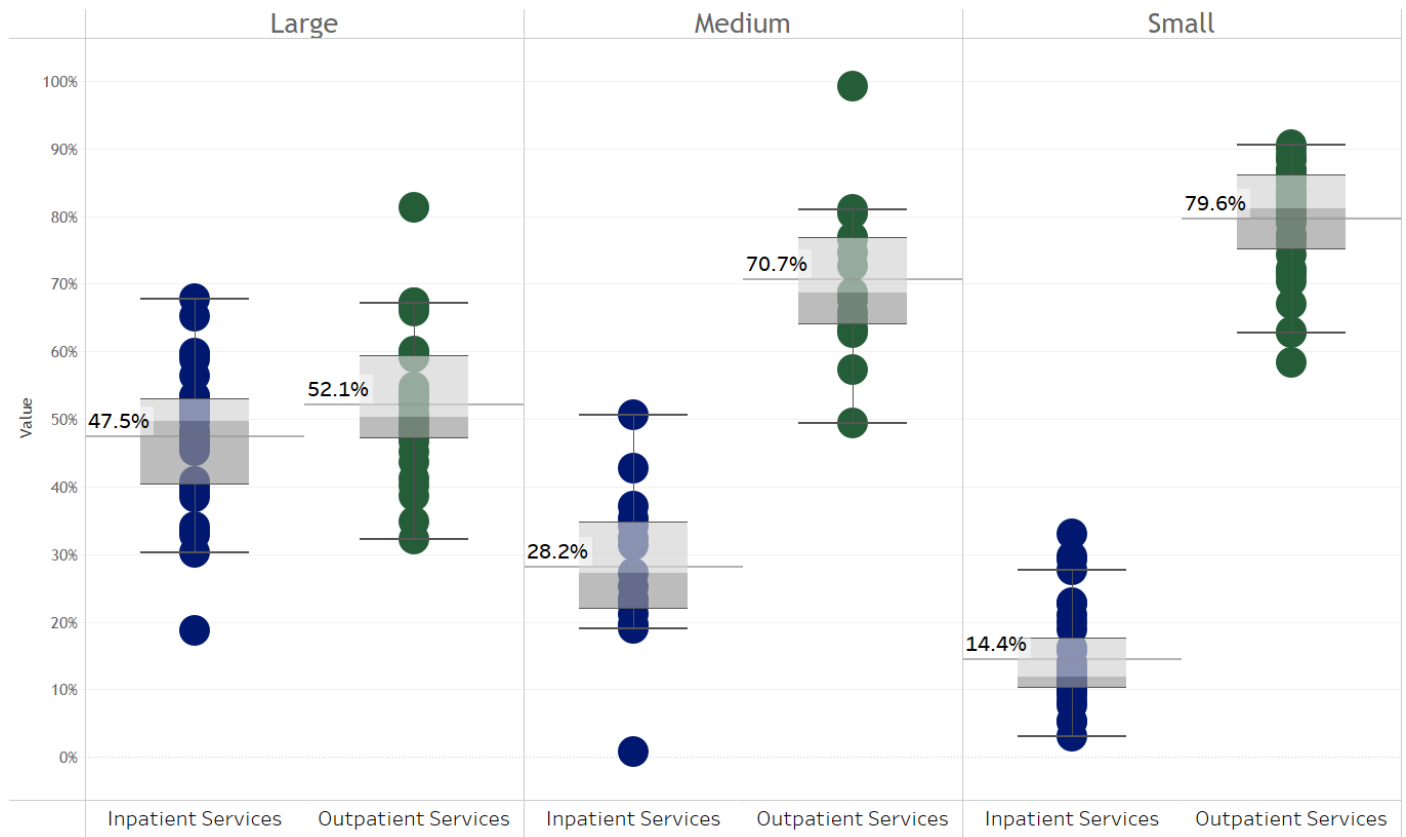
Graph 8 represents hospital estimates of what proportion of delivery of service expenses are for inpatient and outpatient services for all hospitals during 2021. On average, 29.6% was for inpatient services and, on average, 67.5% for outpatient services.

Graph 8 2021 Inpatient and Outpatient Expense Split



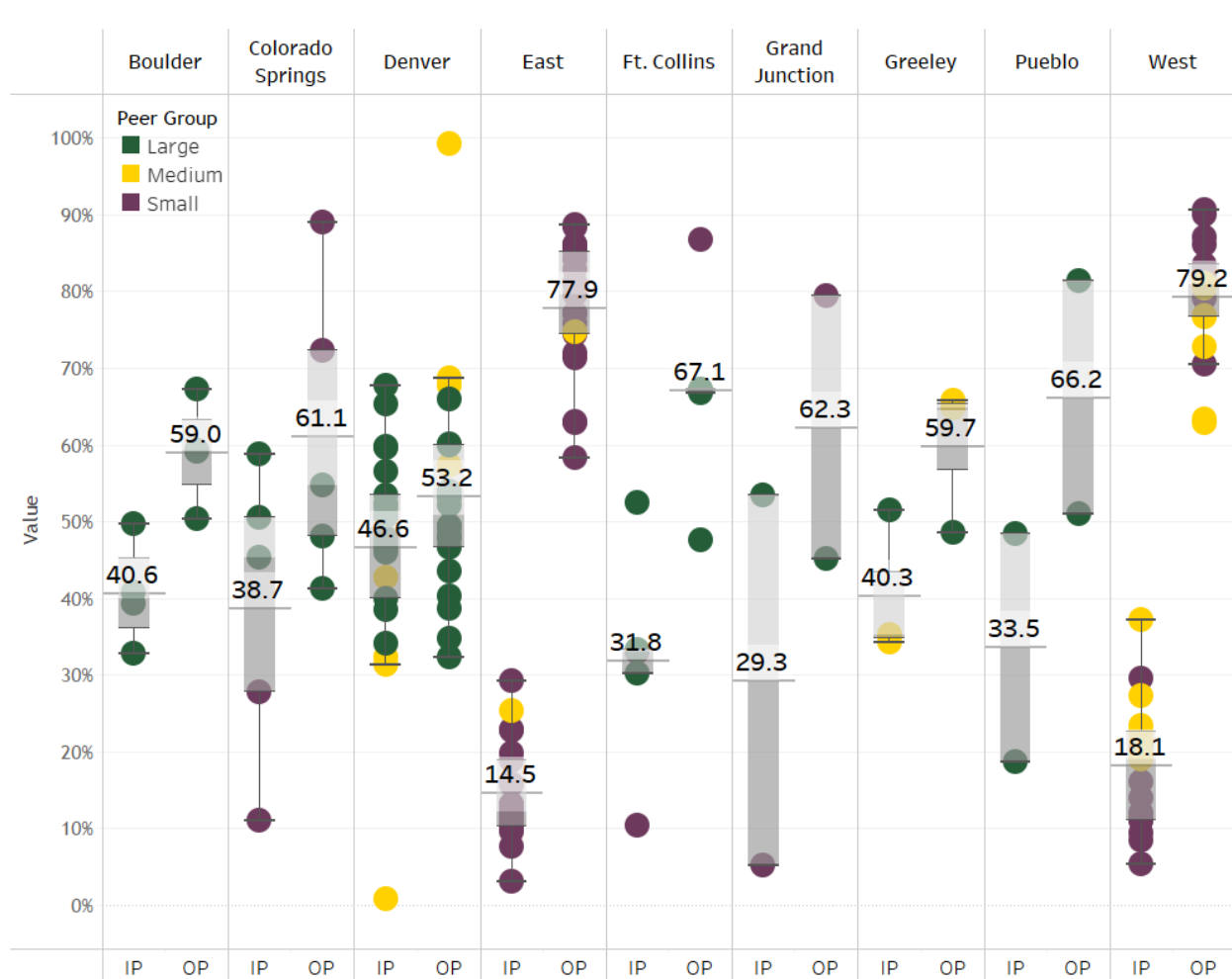
The variation amongst the hospital peer groups is revealed by looking at the inpatient and outpatient service split (Graph 9) utilizing a straight average. It should be noted that the large group inpatient services are far higher than the medium and small group inpatient services (on average 47.5% compared to 29.6% statewide). As a result of the quantity of hospitals in the peer groups, the medium and small peer groups drive the statewide results. The medium peer group's inpatient and outpatient service split reflects the statewide values, with inpatient services representing 28.2% of expenses while outpatient services represent an average of 70.7%. The small peer group's expenses are the most heavily weighted towards outpatient services as hospitals in that peer group reported 79.6% of their service expenses for outpatient services and 14.4% for inpatient services.

Graph 9 2021 Inpatient and Outpatient Expense Split by Hospital Peer Group



As seen in Graph 10, regions with more small and medium hospitals have more outpatient service expenses than inpatient service expenses. Along with size, distance from the state's most populous metropolitan region, Denver, seems to correspond with the proportion of expenses allocated between inpatient and outpatient services. In the regions with the highest proportion of small and medium hospitals (the East and West regions), the split between inpatient and outpatient is most noticeable, with small hospitals having the highest proportion of outpatient services and lower inpatient services compared to their regional peers.

Graph 10 2021 Inpatient (IP) and Outpatient (OP) Expense Split by DOI Region



Payer Mix

Payer mix is the percentage composition of all the payer types that make up hospital services. The Department assesses payer mix by looking at the proportion of payer types that make up total charges.¹² To assess payer mix, proportions of charges are calculated. The dataset has four payer types: Medicare, Medicaid, commercial and Self-pay. The difference between total charges and the sum of these payer types has been labeled as “Other”. The difference between the “Other” payer category and CICP/Other shown elsewhere in the report, is that prior to 2019 not all Colorado hospitals were required to submit charge information that accurately broke out CICP and therefore the categories are not synonymous.

Graph 11 and Table 24 shows payer mix has not changed significantly between 2014 and 2021, but there has been some shift between payer types. In 2021, more people were insured through public programs (60.9% Medicaid/Medicare payer mix) than in 2014 (55.1% Medicaid/Medicare payer mix). While the Medicaid hospital payer mix increased from 2014 to 2017 (from 19.3% to 22.2%), Medicaid payer mix has remained fairly consistent since 2015 ranging between 21.2% and 22%.

¹² A hospital’s chargemaster is a layer of financial values tied to services rendered that applies to all patients. Two patients who receive the same services will be “charged” the same amount. What the patients and their insurance coverage will end up paying varies based on their insurance’s negotiated rate with the hospital. As the top layer of the charge system is universal amongst patients, charges are a good indication of the proportion of services associated with a payer type. Additionally, using charges to proportion payer mix assumes that the procedure mix is similar across all payer types, e.g. when one payer type receives more high charge procedures it will look as though they have a greater payer mix.

Graph 11 Payer Mix

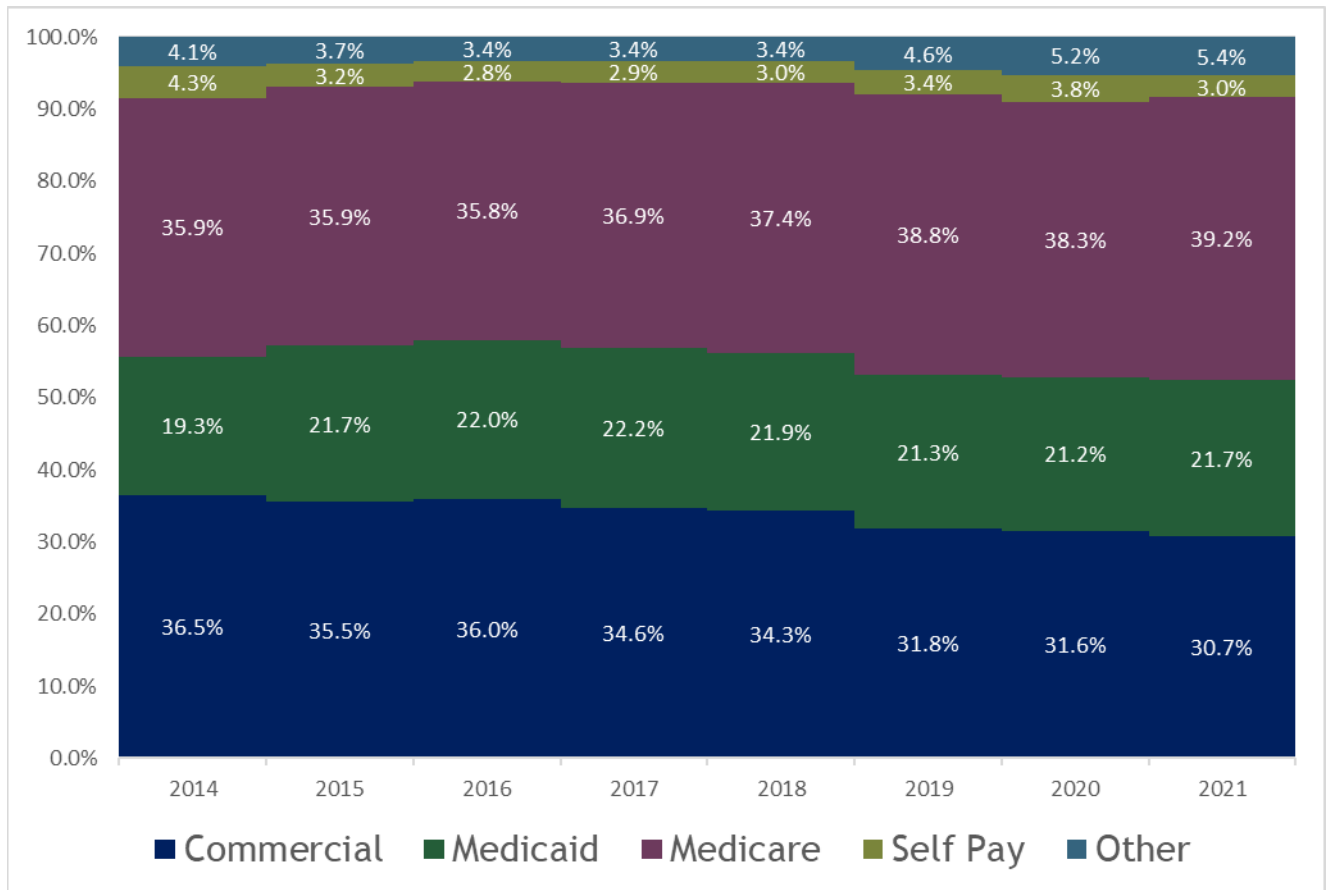
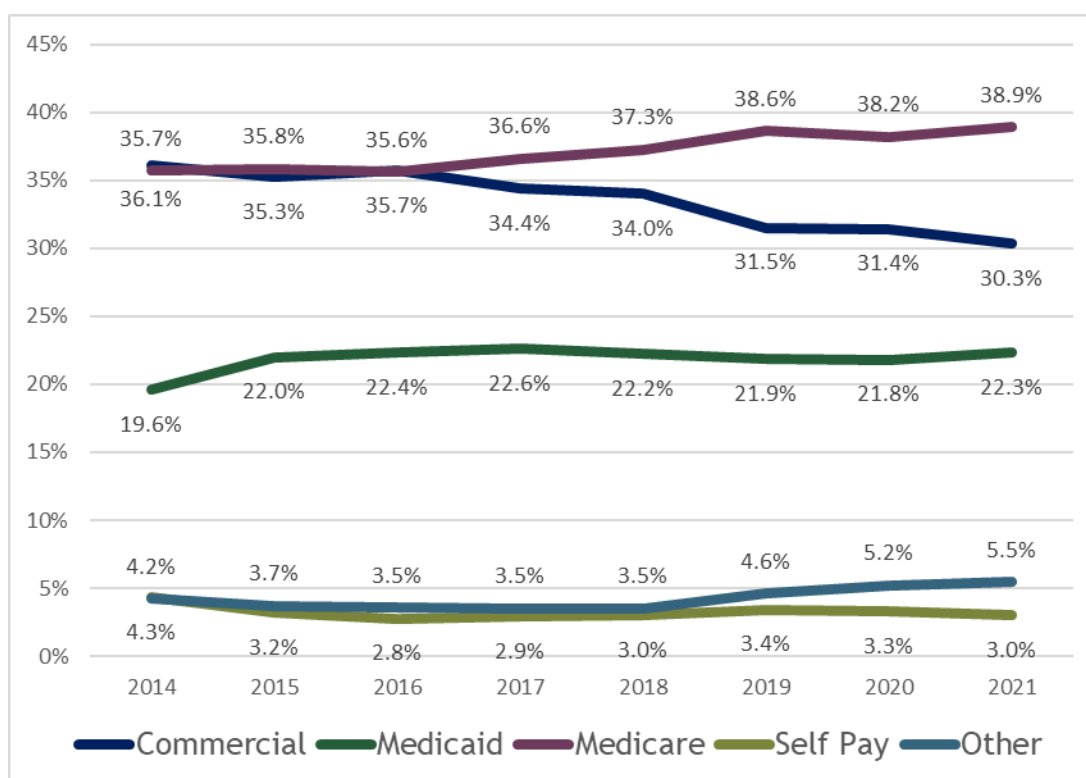


Table 24 Payer Mix

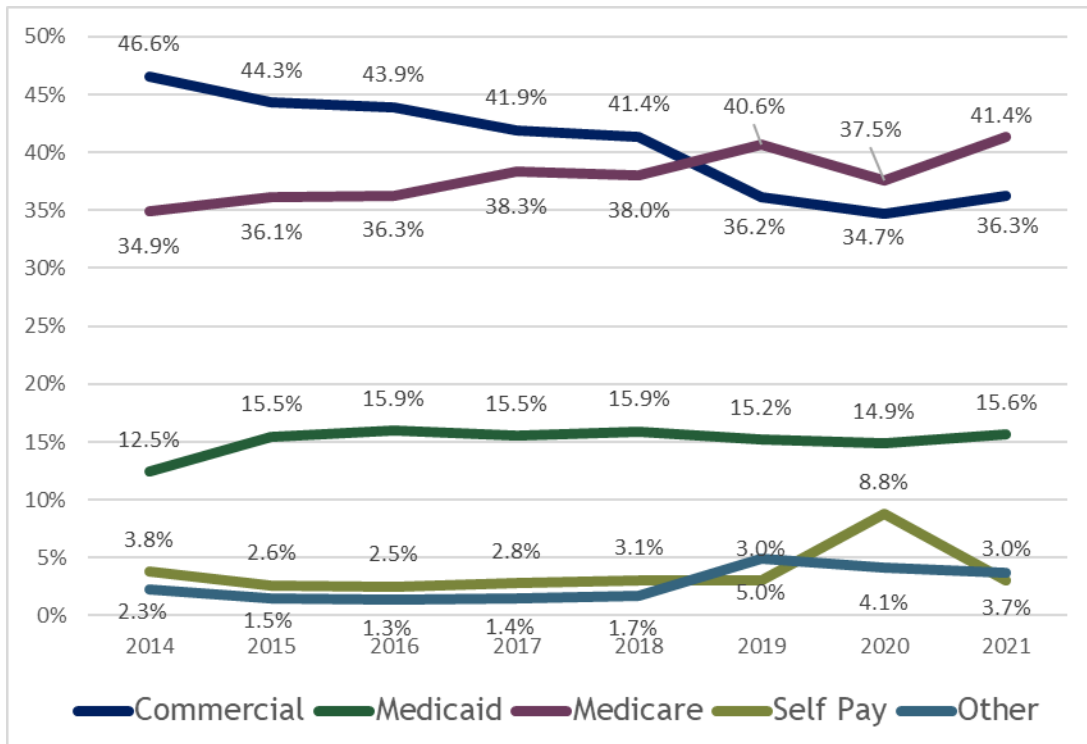
Year	Commercial	Medicaid	Medicare	Self-pay	Other
2014	36.5%	19.3%	35.9%	4.3%	4.1%
2015	35.5%	21.7%	35.9%	3.2%	3.7%
2016	36.0%	22.0%	35.8%	2.8%	3.4%
2017	34.6%	22.2%	36.9%	2.9%	3.4%
2018	34.3%	21.9%	37.4%	3.0%	3.4%
2019	31.8%	21.3%	38.8%	3.4%	4.6%
2020	31.6%	21.2%	38.3%	3.8%	5.2%
2021	30.7%	21.7%	39.2%	3.0%	5.4%

The Department also looked at payer mix by the hospital peer groups, displayed in Graph 12, 13, and 14. Some interesting findings from this view of the data are that the small peer group has the lowest commercial payer mix for all years, and 29.1% in 2021. The small peer group has the highest proportion of other payers as well, growing from 2.3% in 2017 to 8.1% in 2020, and then declining to 6.9% in 2021. Historically most patients seen at small peer group hospitals are insured through Medicare. Medicare is now the largest payer mix of the large and medium peer group's payer mix as well. For all hospital peer groups, there was an increase in the proportion of Medicaid payer mix between 2014 and 2017, which has since dropped though has remain relatively level since 2018.

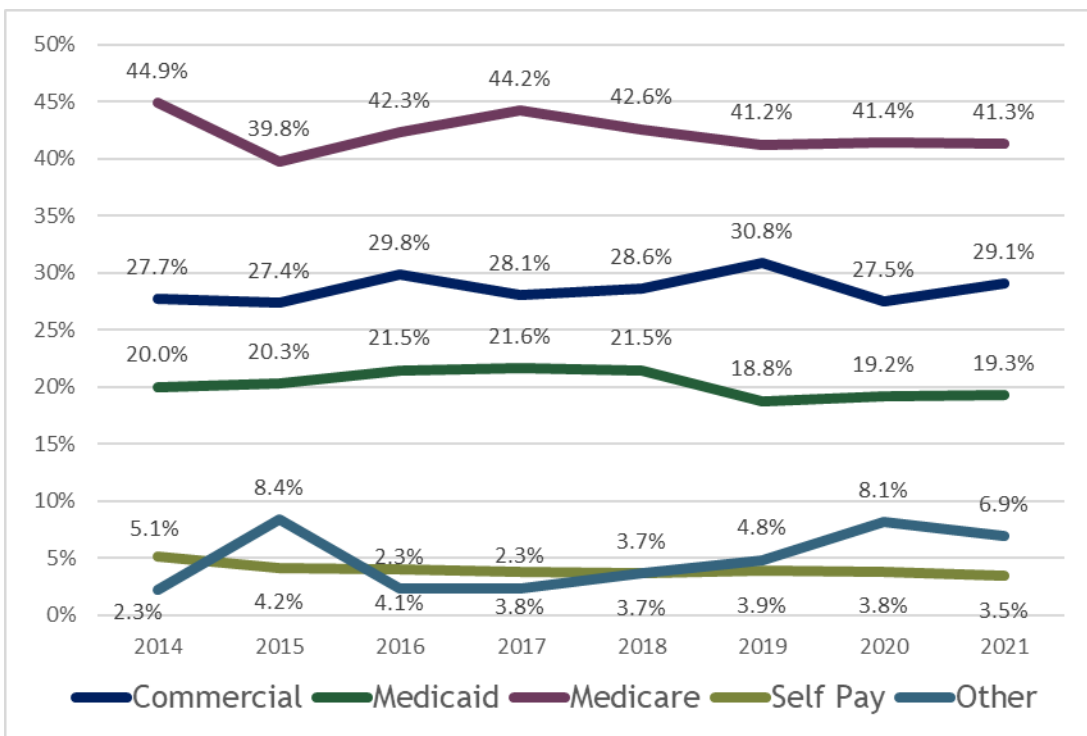
Graph 12 Large hospital peer group Payer Mix



Graph 13 Medium hospital peer group Payer Mix



Graph 14 Small hospital peer group Payer Mix



Conclusion

Overall, patient revenues have grown faster than operating expenses, which has led to growing profits and margins despite increasing contract labor, the recent growth in uncompensated care costs and a growing number of patients covered by public health insurance, which typically reimburse under costs. These increases to patient revenues still occurred despite the limitation of availability for elective services and general underutilization of hospitals to the COVID-19 pandemic.

Between 2020 and 2021, hospital patient revenues saw historic growth while operating expenses grew less than they have in any year since 2015. It is also worth noting that this patient revenue growth does not include the \$1.2 billion in stimulus hospitals received throughout the COVID-19 pandemic, as it is accounted for in non-patient revenue. While stimulus helped hospitals cover slower growth of patient revenues during 2020, attributing all stimulus to hospitals revenues is unrealistic as some was distributed to non-hospital business components, covered non-operating costs, or was returned.

Net patient revenue grew from \$12.1 billion to \$19.8 billion between 2014 to 2021, an increase of \$7.7 billion, or 63.8%. That represents an average annual increase of 7.3% a year. More recently, between 2020 and 2021, net patient revenue increased by \$1,831 billion, or 10.2%. Comparing this to the previous year's change, which was an increase of 2.5% from 2019 to 2020, it appears that hospital patient revenues are returning to trends seen previous to the pandemic. Additionally, the increase from 2020 to 2021 in patient revenues appears to be primarily driven by an increase in total charges. Furthermore, patient volumes do not indicate that hospitals are seeing a larger than expected bump in patient volume or a surge as a latent effect of the pandemic.

Uncompensated care charges increased overall by 6.7% from 2020, or approximately \$122.1 million. The small peer group increased its total uncompensated care by 8.2%, the medium peer group decreased its total uncompensated care by 13.9% from 2020, and finally the large peer group, increased by 9.0%. In reviewing the two components of uncompensated care (bad debt and charity care) the data show from 2020 to 2021 bad debt decreased by 1.6% overall, or approximately \$12.1 million, whereas charity care increased by 12.2%, or approximately \$134.2 million.

In 2021, uncompensated care costs totaled \$481.8 million, representing a decrease of 2.4% from 2020, with charity care making up \$292.7 million, or 60.8%, and bad debt costs making up \$189.0 million, or 39.2%. Self-pay was the largest portion of uncompensated costs in 2021 totaling \$306.9 million, and representing a 63.7% increase. This was the largest in both charity care and bad debt, \$202.3 million and \$104.6 million, respectively.

Total operating expenses increased overall by \$1.2 billion from 2020 to \$19.1 billion in 2021. Between 2014 and 2021, on average total operating expenses grew \$1.05 billion each year or 7.2% a year. This compares to the average net patient revenue noted above of 7.3% a year over the same period, and an 8.7% increase in the Colorado population during the same period 2014 to 2021, according to the Colorado State Demographer.

The Department's analysis indicates the mix of expenses that make up total operating expenses has remained relatively consistent since 2020. Salaries, wages and benefits were the largest operating expense for all peer groups through the years. However, the 115.3% increase in contracted staff expenses is remarkable, while the proportions of salaries, wages and benefits among the hospital peer groups varied. The smaller the hospital size peer group, the greater the proportion of salaries, wages, and benefits expense and specifically its general & administrative expenses. In a similar vein, the further away a hospital is from the most populated regions of the state, like the Front Range, the larger the proportion of other and general & administrative expenses there was in a hospital's operating expense mix.

The Department's payer mix analysis illustrates shifts in payer mix from commercial and self-pay categories to Medicare and Medicaid. Over that period 2014 through 2021, commercial dropped from 36.5% to 30.7%, while public payers represented by Medicare and Medicaid grew from 55.1% to 60.9%. The payer mix for the small hospital peer group had the lowest percentage of commercial when compared to the large and medium hospital peer groups, which should fuel future policy given the impact of public payer mix on overall margins.

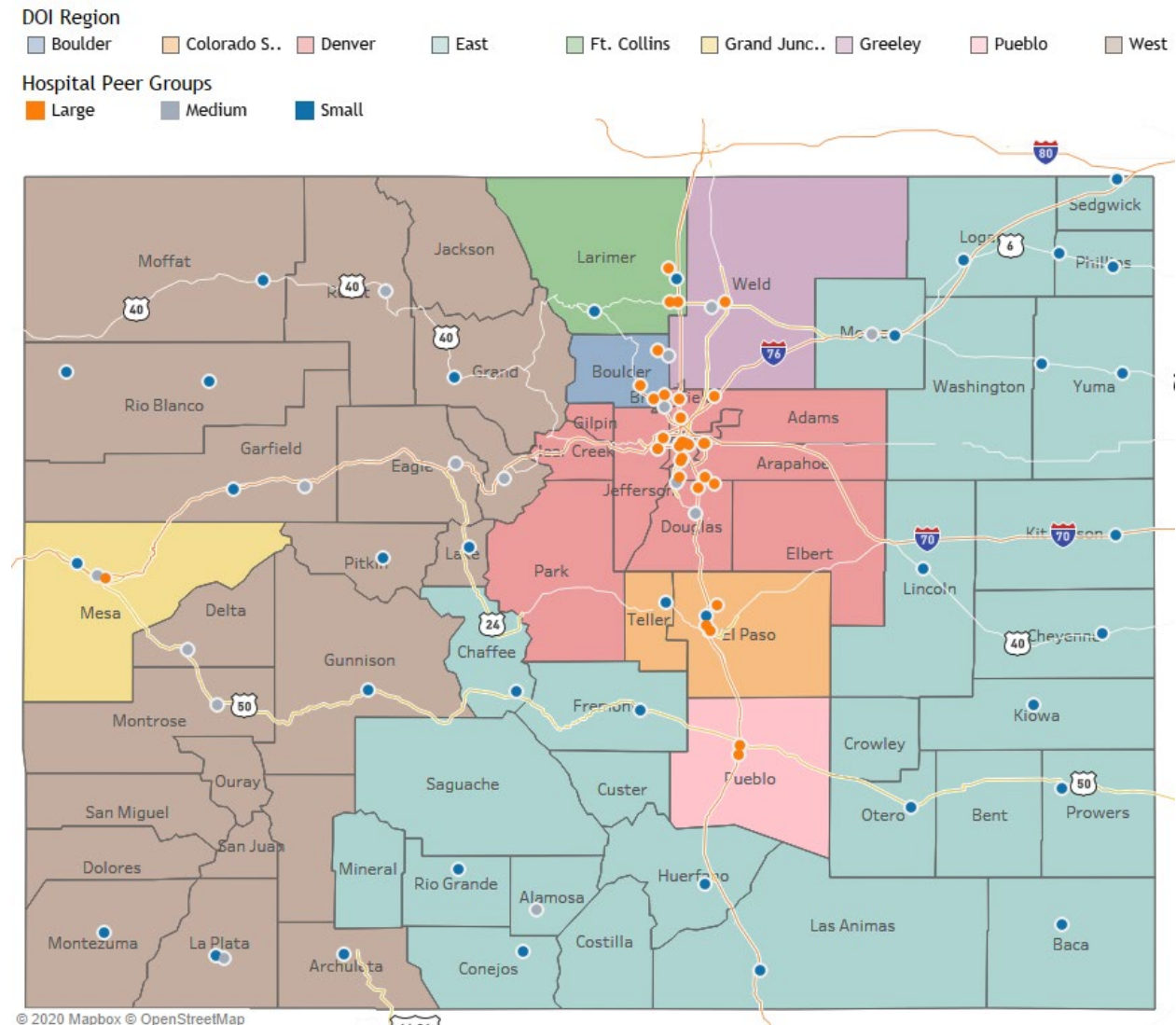
See the Hospital Expenditure Report Detailed Dataset by Hospital for a full report of each hospital's data.

In conclusion, the Department will continue to work with hospitals to obtain the missing data and work to improve and enhance the report and its collection process to improve future annual transparency reports.



Map & Definitions

Graph 15 Map of Colorado Hospitals Identified by Hospital Peer Group and DOI Regions



Definitions

Affordable Care Act (ACA): The comprehensive federal health care reform law enacted in March 2010. The law was enacted in two parts: The Patient Protection and Affordable Care Act was signed into law on March 23, 2010 and was amended by the Health Care and Education Reconciliation Act on March 30, 2010. The name “Affordable Care Act” is used to refer to the final, amended version of the law.

Bad debt: The sum of all charged amounts a provider billed but did not receive payment for the service.

Charity care: The sum of all charged amounts determined by the health care provider to be charity care and thus unreceived revenue.

Colorado Healthcare Affordability and Sustainability Enterprise Board (CHASE Board): The CHASE Board makes recommendations to the Medical Services Board regarding the implementation of the health care affordability and sustainability fee. The CHASE Board also directs the implementation of delivery system reform incentive payments program and monitors the impact of the fee on the health care market.

Contractual allowances: Also known as adjustments, contractual allowances are the difference between what a health care provider charges for the care provided to the patient and what the provider will be contractually paid by a third-party (commercial insurer and/or government program such as Medicare, Medicaid, etc.).

Critical access hospitals: A hospital qualified as a critical access hospital under 42 U.S.C. § 1395i4(c)(2) and certified as a critical access hospital by the Colorado Department of Public Health and Environment

Department of Health Care Policy & Financing (Department): A department of the government of the State of Colorado which provides Medicaid, CHP+ and other safety net programs and has a mission to *improve health care equity, access and outcomes for the people we serve while saving Coloradans money on health care and driving value for Colorado.*

DATABANK Program: An online program available to Colorado Hospital Association members and serves as a centralized location for the collection of hospital utilization and financial data.

Depreciation expense: The decrease in the fair value of a tangible asset, reported as an expense for the reporting period.

Discharge: A record of a formal release of a patient. This excludes newborns leaving with mothers, death on arrivals and includes death.

General hospital: A hospital licensed as a general hospital by the Colorado Department of Public Health and Environment. Sometimes referred to as a “short-stay, acute care hospital”.

Health system: Also known as hospital system. A multi-hospital system is two or more hospitals owned, leased, sponsored or contract managed by a central organization.

Hospital peer groups: For the purposes of this report hospital peer groups are determined by grouping together number of licensed beds (for a definition of licensed beds please see below). The three (3) peer groups are as follow: the small peer group with 25 or fewer beds, the medium peer group with 26 to 90 beds, and the large peer group with 91 or more beds.

House Bill 19-1001: The [Hospital Transparency Measures to Analyze Efficacy Bill](#) signed into law on March 28, 2019.

Interest expense: Expenses for mortgages, bonds, notes, lines-of-credit, convertible debt and any other short-term or long-term borrowings.

Licensed beds: The maximum number of beds a licensure agency, such as the state or other governing body, allows a hospital or health facility to operate at any given time. Hospitals provide the number of beds at the end of the fiscal year.

Long-term care hospital: A general hospital that is certified as a long-term care hospital by the Colorado Department of Public Health and Environment. Sometimes referred to as a sub-acute care hospital or long-term acute care hospital.

Major payer groups: A major payer in health care is the entity or individual paying the medical bill or claim. The major payers for the purposes of this report are Medicare, Medicaid, commercial and self-pay. Others can include compensation programs, like workman’s compensation, and other government programs, like TRICARE/CHAMPUS.

Medicare Cost Reports: Medicare hospital cost report, from Center for Medicare and Medicaid Services (CMS) 2552-96 or CMS 2552-10, or any successor form created by CMS, and the annual required submission of worksheets and schedules by Medicare certified providers used for Medicare reimbursement

Net patient revenue: Net patient revenue approximates the payments a hospital receives for patient services. Net patient revenue is calculated by totaling all charges the hospital billed to patients, subtracting contractual allowances and then subtracting bad debt and charity care.

Table 25 Net Patient Revenue Calculation

Calculation	Variable
	Total charges
-	Total contractual allowance
-	Total charity care
-	Total bad debt
=	Net patient revenue

Other expense: The difference between total operating expense and specified categories of expenses (salaries, wages, and benefits, supply, interest, and depreciation). These expenses might be for taxes, utilization, contract services, fees, insurance, marketing expenses, etc.

Outpatient visit: Determined by counting only one visit day for each calendar day a patient visits an outpatient department or multiple outpatient departments.

Psychiatric Hospital: A hospital licensed as a psychiatric hospital by the Colorado Department of Public Health and Environment.

Rehabilitation hospital: An inpatient rehabilitation facility.

Salaries, Wages and Benefit Expense: Salaries and wages paid to hospital employees and employee benefits paid and provided by the hospital. These include employee expenses for physicians, interns, residents, other trainees, facility employees and home office wages.

Supply expense: The sum of all expenses related to medical supplies, food, housekeeping, maintenance, general facility upkeep, minor equipment, administration and medical drugs.

Total operating expense: The sum of all operating expenses to run the hospital. This includes expenses like materials, supplies, contract services, management fees and home office allocations, depreciation, interest, taxes, consultants' services, utilities, pharmaceuticals and insurance.

Table 26 Total Operating Expense Calculation

Calculation	Variable
	Depreciation
+	Interest
+	Salaries, wages, and benefits
+	Supplies
+	All other expenses
=	Total operating expenses

Uncompensated care: Health care or services provided by hospitals or health care providers that are not reimbursed.

Hospital Expenditure Report Detailed Data by Hospital

Bad Debt Cost by Payer

Peer Group	Hospital Name	System	DOI Region	Medicare	Medicaid	Commercial	Self Pay	CICP/Other	Total
Large	Boulder Community Health		Boulder	62,308	96,833	571,989	1,100,935	56,287	1,888,351
	Centura Avista Adventist Hospital	Centura Health Adventist	Boulder	2,062	-16,521	159,107	195,499	9,654	349,801
	Centura Littleton Adventist Hospital	Centura Health Adventist	Denver	67,445	-31,838	243,475	250,456	4,550	534,088
	Centura Longmont United Hospital	Centura Health CHI	Boulder	-14,952	19,959	-46,494	-103,416	-5,438	-150,340
	Centura Parker Adventist Hospital	Centura Health Adventist	Denver	-537	-10,236	975,716	646,613	-2,307	1,609,249
	Centura Penrose-St. Francis Hospital	Centura Health CHI	Colorado Springs	251,317	-90,248	416,373	709,224	55,829	1,342,495
	Centura Porter Adventist Hospital	Centura Health Adventist	Denver	207,408	-46,335	414,965	343,762	28,627	948,427
	Centura St. Anthony Hospital	Centura Health CHI	Denver	166,827	-41,132	2,862,617	1,509,111	-134,338	4,363,085
	Centura St. Anthony North Hospital	Centura Health CHI	Denver	4,922	-15,431	148,148	116,490	2,212	256,341
	Centura St. Mary-Corwin Hospital	Centura Health CHI	Pueblo	-1,218	726	-2,594	-4,462	-1,174	-8,722
	Children's Hospital Colorado	Childrens	Denver	131,167	1,098,764	958,796	587,427	544,161	3,320,315
	Children's Hospital Colorado Springs	Childrens	Colorado Springs	243	118,808	42,136	2,978	40,862	205,028
	Denver Health Medical Center		Denver	861,604	736,440	6,633,829	27,899,335	2,154,758	38,285,965
	Good Samaritan Medical Center	SCL Health	Boulder	81,548	42,758	435,969	491,568	104,034	1,155,877
	Lutheran Medical Center	SCL Health	Denver	325,063	166,774	894,401	1,116,247	169,461	2,671,947
	McKee Medical Center	Banner Health	Ft. Collins	91,207	29,670	10,247	151,974	674	283,772
	Medical Center of the Rockies	UCHealth	Ft. Collins	409,291	74,147	2,455,302	3,874,960	63,745	6,877,445
	Memorial Hospital Central	UCHealth	Colorado Springs	928,167	165,628	3,947,482	9,160,374	428,518	14,630,168
	North Colorado Medical Center	Banner Health	Greeley	208,184	-464,283	591,320	846,563	14,264	1,196,048
	North Suburban Medical Center	HealthONE	Denver	136,532	2,026	665,573	1,112,782	17,177	1,934,090
	Parkview Medical Center		Pueblo	0	0	0	0	5,898,086	5,898,086
	Platte Valley Medical Center	SCL Health	Denver	37,519	32,246	1,119,660	886,055	267,845	2,343,324
	Poudre Valley Hospital	UCHealth	Ft. Collins	541,310	115,032	2,182,651	4,004,740	74,643	6,918,377
	Presbyterian/St. Luke's Medical Center	HealthONE	Denver	92,927	1,571	276,124	329,536	12,447	712,605
	Rose Medical Center	HealthONE	Denver	175,910	2,815	929,455	678,959	53,693	1,840,833
	Sky Ridge Medical Center	HealthONE	Denver	68,811	1,043	539,977	229,718	36,404	875,953
	St. Joseph Hospital	SCL Health	Denver	249,558	174,163	740,931	649,696	6,670	1,821,018
	St. Mary's Hospital & Medical Center, Inc.	SCL Health	Grand Junction	213,772	-107,433	142,452	1,218,960	435,609	1,903,360
	Swedish Medical Center	HealthONE	Denver	309,026	3,582	1,212,383	1,502,724	59,056	3,086,771
	The Medical Center of Aurora	HealthONE	Denver	216,369	2,194	1,020,949	1,315,659	29,405	2,584,576
	University of Colorado Hospital	UCHealth	Denver	1,719,335	239,383	5,408,951	11,698,975	218,772	19,285,416
	Total			7,543,125	2,301,104	35,951,889	72,523,444	10,644,186	128,963,747
Medium	Broomfield Hospital	UCHealth	Denver	22,014	-280	377,984	476,812	9,379	885,909
	Centura Castle Rock Adventist Hospital	Centura Health Adventist	Denver	24,770	-24,375	472,655	478,790	-20,036	931,803
	Centura Mercy Hospital	Centura Health CHI	West	71,153	52,659	754,223	467,725	345	1,346,104
	Centura St. Anthony Summit Hospital	Centura Health CHI	West	35,728	-36,117	1,181,769	993,308	-15,089	2,159,599
	Delta Health		West	0	0	0	0	385,136	385,136
	Longs Peak Hospital	UCHealth	Greeley	113,938	9,623	790,956	1,443,178	7,347	2,365,042
	Montrose Memorial Hospital		West	0	0	0	2,446,787	0	2,446,787
	National Jewish Health		Denver	672,478	19,922	1,162,269	214,637	14,472	2,083,778
	OrthoColorado Hospital	Centura Health CHI	Denver	3,132	-3	358,833	4,424	0	366,386
	San Luis Valley Health Regional Medical C...	San Luis Valley	East	20,274	3,046	1,007,966	1,004,085	0	2,035,371
	UCHealth Greeley	UCHealth	Greeley	285,384	26,917	981,444	1,840,710	57,208	3,191,663
	UCHealth Highlands Ranch	UCHealth	Denver	34,633	37,885	564,576	551,120	8,045	1,196,259
	Vail Health Hospital		West	-6,047	-44,355	-541,277	4,998,025	28,828	4,435,175
	Valley View Hospital		West	82,229	8,223	283,688	3,371,370	365,916	4,111,426
	Yampa Valley Medical Center	UCHealth	West	79,074	27,895	957,041	1,242,175	18,624	2,324,808
	Total			1,438,760	81,042	8,352,128	19,533,145	860,173	30,265,248
Small	Animas Surgical Hospital		West	18,662	4,008	143,826	108,645	4,014	279,155
	Arkansas Valley Regional Medical Center		East	0	0	0	2,175,808	0	2,175,808
	Aspen Valley Hospital		West	19,178	14,803	730,070	1,472,247	67,679	2,303,978
	Banner Fort Collins Medical Center	Banner Health	Ft. Collins	-11,748	-28,749	-19,765	251,063	20,393	211,193
	Centura St. Thomas More Hospital	Centura Health CHI	East	12,488	15,974	25,706	22,735	-3,413	73,490
	Colorado Canyons Hospital and Medical C...		Grand Junction	216,127	10,202	185,052	369,325	27,017	807,723
	East Morgan County Hospital	Banner Health	East	81,957	31,604	280,920	131,375	15,154	541,009
	Estes Park Health		Ft. Collins	0	0	0	556,547	0	556,547
	Grand River Hospital District		West	0	0	0	0	3,142,717	3,142,717
	Grandview Hospital	UCHealth	Colorado Springs	25,751	7,691	278,727	476,020	21,839	810,028
	Gunnison Valley Health		West	22,831	11,415	479,449	627,851	0	1,141,546
	Haxtun Hospital District		East	0	0	1,513	44,668	0	46,181
	Heart of the Rockies Regional Medical Ce...		East	0	0	0	0	1,447,561	1,447,561
	Keefe Memorial Health Service District		East	389	4	5,949	52,743	26,626	85,711
	Kit Carson County Health Service District		East	0	0	0	517,375	0	517,375
	Lincoln Community Hospital		East	246,123	100,964	138,253	960,496	25,996	1,471,832
	Melissa Memorial Hospital		East	0	0	0	366,719	0	366,719
	Memorial Regional Health		West	932,004	439,797	806,674	68,362	31,902	2,278,739
	Middle Park Medical Center - Kremmling		West	0	0	0	517,375	0	517,375
	Mt. San Rafael Hospital		East	0	0	0	0	1,276,253	1,276,253
	Pagosa Springs Medical Center		West	0	0	0	1,192,557	0	1,192,557
	Pikes Peak Regional Hospital	UCHealth	Colorado Springs	105,768	9,073	250,573	439,644	24,227	829,284
	Pioneers Medical Center		West	818,700	70,357	356,167	110,991	300,374	1,656,589
	Prowers Medical Center		East	0	0	0	0	853,999	853,999
	Rangely District Hospital		West	0	0	0	0	426,972	426,972
	Rio Grande Hospital		East	0	0	0	524,767	0	524,767
	San Luis Valley Health Conejos County Ho...	San Luis Valley	East	0	0	145,106	145,107	0	290,213
	Sedgwick County Health Center		East	0	0	0	0	485,347	485,347
	Southeast Colorado Hospital District		East	19,703	0	0	9,102	0	28,805
	Southwest Health System, Inc.		West	53,345	59,896	271,404	930,636	556,473	1,871,755
	Spanish Peaks Regional Health Center		East	-20,321	-8,287	-5,256	-5	-516	-34,384
	Sterling Regional MedCenter	Banner Health	East	51,938	6,503	411,755	7,262	44,806	522,264
	Weisbrod Memorial County Hospital		East	0	0	0	72,183	0	72,183
	Wray Community District Hospital		East	47,717	1,687	951	383,762	0	434,118
	Yuma District Hospital		East	0	0	0	0	603,278	603,278
	Total			2,640,613	746,942	4,487,074	12,535,360	9,398,694	29,808,684
Grand Total				11,622,498	3,129,088	48,791,091	104,591,948	20,903,053	189,037,679

Hospital Expenditure Report Detailed Data by Hospital

Bad Debt Charges by Payer

Peer Group	Hospital Name	System	DOI Region	Medicare	Medicaid	Commercial	Self Pay	CICP/Other	Total
Large	Boulder Community Health		Boulder	322,435	501,101	2,959,984	5,697,225	291,278	9,772,023
	Centura Avista Adventist Hospital	Centura Health Adventist	Boulder	9,084	-72,801	701,108	861,473	42,540	1,541,404
	Centura Littleton Adventist Hospital	Centura Health Adventist	Denver	348,715	-164,616	1,258,853	1,294,946	23,526	2,761,423
	Centura Longmont United Hospital	Centura Health CHI	Boulder	-68,040	90,828	-211,582	-470,612	-24,746	-684,151
	Centura Parker Adventist Hospital	Centura Health Adventist	Denver	-2,747	-52,382	4,993,361	3,309,128	-11,808	8,235,551
	Centura Penrose-St. Francis Hospital	Centura Health CHI	Colorado Springs	1,345,585	-483,200	2,229,317	3,797,281	298,916	7,187,898
	Centura Porter Adventist Hospital	Centura Health Adventist	Denver	907,581	-202,755	1,815,811	1,504,243	125,266	4,150,147
	Centura St. Anthony Hospital	Centura Health CHI	Denver	923,866	-227,785	15,852,778	8,357,246	-743,948	24,162,158
	Centura St. Anthony North Hospital	Centura Health CHI	Denver	27,468	-86,112	826,748	650,077	12,346	1,430,527
	Centura St. Mary-Corwin Hospital	Centura Health CHI	Pueblo	-5,465	3,254	-11,634	-20,010	-5,263	-39,118
	Children's Hospital Colorado	Childrens	Denver	362,111	3,033,339	2,646,934	1,621,701	1,502,257	9,166,342
	Children's Hospital Colorado Springs	Childrens	Colorado Springs	818	399,324	141,624	10,009	137,341	689,115
	Denver Health Medical Center		Denver	2,308,673	1,973,295	17,775,389	74,756,457	5,773,689	102,587,503
	Good Samaritan Medical Center	SCL Health	Boulder	457,454	239,857	2,445,629	2,757,514	583,590	6,484,045
	Lutheran Medical Center	SCL Health	Denver	1,296,043	664,936	3,566,020	4,450,531	675,649	10,653,179
	McKee Medical Center	Banner Health	Ft. Collins	261,410	85,039	29,368	435,576	1,932	813,325
	Medical Center of the Rockies	UCHealth	Ft. Collins	1,530,701	277,302	9,182,539	14,491,891	238,400	25,720,833
	Memorial Hospital Central	UCHealth	Colorado Springs	4,769,551	851,107	20,284,840	47,072,221	2,202,018	75,179,737
	North Colorado Medical Center	Banner Health	Greeley	617,415	-1,376,932	1,753,688	2,510,669	42,303	3,547,143
	North Suburban Medical Center	HealthONE	Denver	1,550,000		7,556,000	12,633,000	195,000	21,957,000
	Parkview Medical Center		Pueblo					32,252,643	32,252,643
	Platte Valley Medical Center	SCL Health	Denver	123,272	105,946	3,678,732	2,911,204	880,028	7,699,181
	Poudre Valley Hospital	UCHealth	Ft. Collins	1,917,021	407,381	7,729,743	14,182,574	264,343	24,501,062
	Presbyterian/St. Luke's Medical Center	HealthONE	Denver	769,000	13,000	2,285,000	2,727,000	103,000	5,897,000
	Rose Medical Center	HealthONE	Denver	1,625,000	26,000	8,586,000	6,272,000	496,000	17,005,000
	Sky Ridge Medical Center	HealthONE	Denver	792,000	12,000	6,215,000	2,644,000	419,000	10,082,000
	St. Joseph Hospital	SCL Health	Denver	1,267,364	884,476	3,762,775	3,299,447	33,876	9,247,938
	St. Mary's Hospital & Medical Center, Inc.	SCL Health	Grand Junction	730,488	-367,114	486,777	4,165,356	1,488,536	6,504,043
	Swedish Medical Center	HealthONE	Denver	3,192,000	37,000	12,523,000	15,522,000	610,000	31,884,000
	The Medical Center of Aurora	HealthONE	Denver	1,972,000	20,000	9,305,000	11,991,000	268,000	23,556,000
	University of Colorado Hospital	UCHealth	Denver	8,525,645	1,187,028	26,821,301	58,011,572	1,084,822	95,630,368
	Total			37,876,448	7,801,516	177,190,103	307,446,719	49,260,532	579,575,318
Medium	Broomfield Hospital	UCHealth	Denver	81,427	-1,037	1,398,107	1,763,655	34,692	3,276,844
	Centura Castle Rock Adventist Hospital	Centura Health Adventist	Denver	110,296	-108,538	2,104,649	2,131,966	-89,216	4,149,157
	Centura Mercy Hospital	Centura Health CHI	West	277,250	205,189	2,938,862	1,822,509	1,343	5,245,154
	Centura St. Anthony Summit Hospital	Centura Health CHI	West	126,297	-127,670	4,177,465	3,511,267	-53,339	7,634,020
	Delta Health		West					1,533,012	1,533,012
	Longs Peak Hospital	UCHealth	Greeley	521,202	44,021	3,618,173	6,601,717	33,608	10,818,721
	Montrose Memorial Hospital		West					7,215,213	7,215,213
	National Jewish Health		Denver	878,380	26,022	1,518,137	280,355	18,903	2,721,797
	OrthoColorado Hospital	Centura Health CHI	Denver	19,734	-18	2,261,235	27,878	0	2,308,829
	San Luis Valley Health Regional Medical C...	San Luis Valley	East	48,291	7,255	2,400,930	2,391,684		4,848,161
	UCHealth Greeley	UCHealth	Greeley	913,881	86,197	3,142,862	5,894,479	183,195	10,220,614
	UCHealth Highlands Ranch	UCHealth	Denver	118,981	130,155	1,939,591	1,893,364	27,638	4,109,729
	Vail Health Hospital		West	-10,876	-79,782	-973,610	8,990,091	51,854	7,977,676
	Valley View Hospital		West	194,786	19,479	672,011	7,986,218	866,795	9,739,289
	Yampa Valley Medical Center	UCHealth	West	156,025	55,041	1,888,385	2,450,997	36,747	4,587,195
	Total			3,435,674	256,314	27,086,797	52,961,394	2,645,231	86,385,411
Small	Animas Surgical Hospital		West	78,924	16,952	608,265	459,477	16,977	1,180,595
	Arkansas Valley Regional Medical Center		East				4,270,735		4,270,735
	Aspen Valley Hospital		West	30,832	23,799	1,173,720	2,366,903	108,806	3,704,060
	Banner Fort Collins Medical Center	Banner Health	Ft. Collins	-29,280	-71,652	-49,262	625,731	50,825	526,362
	Centura St. Thomas More Hospital	Centura Health CHI	East	45,574	58,293	93,809	82,970	-12,456	268,190
	Colorado Canyons Hospital and Medical C...		Grand Junction	558,748	26,374	478,411	954,808	69,846	2,088,187
	East Morgan County Hospital	Banner Health	East	145,386	56,063	498,335	233,052	26,882	959,718
	Estes Park Health		Ft. Collins				881,071		881,071
	Grand River Hospital District		West					4,753,806	4,753,806
	Grandview Hospital	UCHealth	Colorado Springs	113,410	33,874	1,227,537	2,096,433	96,179	3,567,433
	Gunnison Valley Health		West	44,893	22,446	942,750	1,234,554		2,244,643
	Haxtun Hospital District		East	0	0	2,005	59,179	0	61,184
	Heart of the Rockies Regional Medical Ce...		East					3,280,587	3,280,587
	Keefe Memorial Health Service District		East	415	4	6,343	56,231	28,387	91,380
	Kit Carson County Health Service District		East				765,146		765,146
	Lincoln Community Hospital		East	325,484	133,520	182,831	1,270,199	34,378	1,946,411
	Melissa Memorial Hospital		East				518,852		518,852
	Memorial Regional Health		West	1,793,613	846,375	1,552,418	131,561	61,395	4,385,362
	Middle Park Medical Center - Kremmling		West				765,146		765,146
	Mt. San Rafael Hospital		East					2,935,649	2,935,649
	Pagosa Springs Medical Center		West				2,499,020		2,499,020
	Pikes Peak Regional Hospital	UCHealth	Colorado Springs	293,771	25,199	695,967	1,221,112	67,290	2,303,339
	Pioneers Medical Center		West	1,266,210	108,815	550,851	171,660	464,561	2,562,097
	Prowers Medical Center		East	0	0	0	0	1,364,845	1,364,845
	Rangely District Hospital		West					301,221	301,221
	Rio Grande Hospital		East				995,228		995,228
	San Luis Valley Health Conejos County Ho...	San Luis Valley	East			283,360	283,361		566,721
	Sedgwick County Health Center		East					792,922	792,922
	Southeast Colorado Hospital District		East	27,656	0	0	12,775	0	40,431
	Southwest Health System, Inc.		West	112,426	126,233	571,992	1,961,342	1,172,781	3,944,774
	Spanish Peaks Regional Health Center		East	-34,440	-14,044	-8,908	-8	-875	-58,275
	Sterling Regional MedCenter	Banner Health	East	122,037	15,280	967,491	17,064	105,279	1,227,151
	Weisbrod Memorial County Hospital		East				63,693		63,693
	Wray Community District Hospital		East	78,790	2,785	1,571	633,660		716,806
	Yuma District Hospital		East					963,645	963,645
	Total			4,974,448	1,410,315	9,779,486	24,630,955	16,682,930	57,478,135
Grand Total				46,286,571	9,468,146	214,056,385	385,039,068	68,588,693	723,438,863

Hospital Expenditure Report Detailed Data by Hospital

Charity Care Cost by Payer

Peer Group	Hospital Name	System	DOI Region	Medicare	Medicaid	Commercial	Self Pay	CICP/Other	Total
Large	Boulder Community Health		Boulder	15,624	8,351	267,639	974,771	0	1,266,385
	Centura Avista Adventist Hospital	Centura Health Adventist	Boulder	52,341	24,071	444,813	2,788,799	16,928	3,326,951
	Centura Littleton Adventist Hospital	Centura Health Adventist	Denver	73,934	-2,544	1,406,669	3,756,395	10,028	5,244,483
	Centura Longmont United Hospital	Centura Health CHI	Boulder	34,238	-10,220	758,251	3,820,256	301,033	4,903,558
	Centura Parker Adventist Hospital	Centura Health Adventist	Denver	62,082	28,525	1,813,062	4,044,436	63,669	6,011,775
	Centura Penrose-St. Francis Hospital	Centura Health CHI	Colorado Springs	277,089	-1,050	2,455,717	9,393,591	734,787	12,860,134
	Centura Porter Adventist Hospital	Centura Health Adventist	Denver	191,671	68,025	1,018,435	3,978,304	115,462	5,371,896
	Centura St. Anthony Hospital	Centura Health CHI	Denver	225,033	103,139	2,752,998	8,576,955	73,433	11,731,558
	Centura St. Anthony North Hospital	Centura Health CHI	Denver	60,076	55,984	1,578,730	7,047,453	25,374	8,767,617
	Centura St. Mary-Corwin Hospital	Centura Health CHI	Pueblo	111,832	-5,972	606,985	2,147,974	20,928	2,881,747
	Children's Hospital Colorado	Childrens	Denver	0	470,898	0	208,783	10,527,494	11,207,175
	Children's Hospital Colorado Springs	Childrens	Colorado Springs	0	44,629	0	12,769	285,958	343,355
	Denver Health Medical Center		Denver	0	0	0	59,044,784	20,456,633	79,501,417
	Good Samaritan Medical Center	SCL Health	Boulder	68,856	114,900	228,790	1,098,812	25,947	1,537,306
	Lutheran Medical Center	SCL Health	Denver	174,520	488,254	354,594	4,147,921	59,084	5,224,374
	McKee Medical Center	Banner Health	Ft. Collins	17,064	-4,450	87,607	2,114,067	-29,058	2,185,230
	Medical Center of the Rockies	UCHealth	Ft. Collins	42,099	-1,562	314,396	2,652,393	1,019,075	4,026,401
	Memorial Hospital Central	UCHealth	Colorado Springs	81,747	4,503	446,047	3,844,837	2,428,163	6,805,296
	North Colorado Medical Center	Banner Health	Greeley	63,398	-445,885	599,630	10,315,079	-6,094	10,526,127
	North Suburban Medical Center	HealthONE	Denver	24,488	118,387	256,152	2,570,331	14,094	2,983,451
	Parkview Medical Center		Pueblo	0	0	0	0	1,956,377	1,956,377
	Platte Valley Medical Center	SCL Health	Denver	41,688	217,932	302,396	2,193,927	405,820	3,161,763
	Poudre Valley Hospital	UCHealth	Ft. Collins	58,371	5,115	263,559	3,116,019	1,969,334	5,412,399
	Presbyterian/St. Luke's Medical Center	HealthONE	Denver	28,760	415,213	220,899	1,768,159	7,976	2,441,007
	Rose Medical Center	HealthONE	Denver	12,449	144,733	329,845	1,067,585	15,588	1,570,201
	Sky Ridge Medical Center	HealthONE	Denver	7,646	207,302	460,653	2,320,728	5,387	3,001,715
	St. Joseph Hospital	SCL Health	Denver	160,670	979,100	663,286	14,489,184	13,195	16,305,435
	St. Mary's Hospital & Medical Center, Inc.	SCL Health	Grand Junction	218,841	786,590	671,720	5,126,262	2,074,366	8,877,780
	Swedish Medical Center	HealthONE	Denver	33,788	755,138	473,704	3,961,569	41,629	5,265,827
	The Medical Center of Aurora	HealthONE	Denver	28,747	425,716	477,174	4,211,073	-5,376	5,137,333
	University of Colorado Hospital	UCHealth	Denver	203,981	63,960	568,195	9,241,287	9,117,617	19,195,039
	Total			2,371,032	5,058,782	19,821,948	180,034,503	51,744,850	259,031,114
Medium	Broomfield Hospital	UCHealth	Denver	724	0	29,186	191,166	12,724	233,799
	Centura Castle Rock Adventist Hospital	Centura Health Adventist	Denver	8,012	4,042	563,621	1,502,404	23,784	2,101,863
	Centura Mercy Hospital	Centura Health CHI	West	107,953	46,797	723,388	2,244,369	43,813	3,166,320
	Centura St. Anthony Summit Hospital	Centura Health CHI	West	-5,896	10,907	878,632	2,074,848	14,207	2,972,698
	Delta Health		West	0	0	0	0	103,342	103,342
	Longs Peak Hospital	UCHealth	Greeley	4,291	-12	83,159	731,370	313,873	1,132,681
	Montrose Memorial Hospital		West	0	0	0	0	1,683,842	1,683,842
	National Jewish Health		Denver	0	0	217,600	122,069	0	339,669
	OrthoColorado Hospital	Centura Health CHI	Denver	2,421	0	70,436	19,954	0	92,811
	San Luis Valley Health Regional Medical C...	San Luis Valley	East	0	0	0	0	0	0
	UCHealth Greeley	UCHealth	Greeley	25,416	-8,545	69,676	1,382,750	536,921	2,006,217
	UCHealth Highlands Ranch	UCHealth	Denver	3,450	0	53,964	405,217	343,516	806,147
	Vail Health Hospital		West	1,146	145,426	163,487	1,211,580	0	1,521,639
	Valley View Hospital		West	0	0	0	5,441,842	362,676	5,804,518
	Yampa Valley Medical Center	UCHealth	West	7,830	565	165,485	890,908	264,790	1,329,579
	Total			155,346	199,181	3,018,633	16,218,477	3,703,488	23,295,125
Small	Animas Surgical Hospital		West	712	2,728	1,903	8,909	0	14,252
	Arkansas Valley Regional Medical Center		East	0	0	0	177,096	0	177,096
	Aspen Valley Hospital		West	22,527	43,704	261,660	596,840	476,603	1,401,334
	Banner Fort Collins Medical Center	Banner Health	Ft. Collins	-3,563	-20,511	31,413	714,894	-9,418	712,815
	Centura St. Thomas More Hospital	Centura Health CHI	East	216,861	44,597	566,177	906,778	53,822	1,788,235
	Colorado Canyons Hospital and Medical C...		Grand Junction	0	0	9,865	19,696	10,072	39,634
	East Morgan County Hospital	Banner Health	East	10,032	6,995	29,400	597,044	1,308	644,779
	Estes Park Health		Ft. Collins	0	0	0	0	4,681	4,681
	Grand River Hospital District		West	0	0	0	0	580,983	580,983
	Grandview Hospital	UCHealth	Colorado Springs	997	-8,099	19,851	147,718	51,702	212,169
	Gunnison Valley Health		West	0	0	114,948	459,793	0	574,742
	Haxtun Hospital District		East	0	0	0	77,862	0	77,862
	Heart of the Rockies Regional Medical Ce...		East	82,374	55,335	59,545	163,388	14,380	375,022
	Keefe Memorial Health Service District		East	4,995	0	0	1,764	0	6,759
	Kit Carson County Health Service District		East	0	0	0	89,450	0	89,450
	Lincoln Community Hospital		East	0	0	0	0	0	0
	Melissa Memorial Hospital		East	0	0	0	5,878	0	5,878
	Memorial Regional Health		West	124,979	58,975	108,172	9,167	4,278	305,572
	Middle Park Medical Center - Kremmling		West	0	0	0	89,450	0	89,450
	Mt. San Rafael Hospital		East	0	0	0	0	0	0
	Pagosa Springs Medical Center		West	0	0	0	38,177	0	38,177
	Pikes Peak Regional Hospital	UCHealth	Colorado Springs	8,692	0	10,940	67,373	56,785	143,790
	Pioneers Medical Center		West	25,193	2,165	10,959	0	12,658	50,975
	Prowers Medical Center		East	0	0	0	0	254,728	254,728
	Rangely District Hospital		West	0	0	0	0	0	0
	Rio Grande Hospital		East	0	0	0	153,087	0	153,087
	San Luis Valley Health Conejos County Ho...	San Luis Valley	East	0	0	0	0	0	0
	Sedgwick County Health Center		East	0	0	0	0	51,445	51,445
	Southeast Colorado Hospital District		East	0	0	0	67,617	21,743	89,360
	Southwest Health System, Inc.		West	243,604	135,871	208,997	721,785	194,402	1,504,658
	Spanish Peaks Regional Health Center		East	0	0	0	0	0	0
	Sterling Regional MedCenter	Banner Health	East	19,913	1,602	77,556	874,115	-3,270	969,915
	Weisbrod Memorial County Hospital		East	0	0	0	5,343	0	5,343
	Wray Community District Hospital		East	0	0	0	32,577	0	32,577
	Yuma District Hospital		East	0	0	0	0	0	0
	Total			757,316	323,362	1,511,386	6,025,801	1,776,902	10,394,766
Grand Total				3,283,694	5,581,324	24,351,966	202,278,782	57,225,240	292,721,006

Hospital Expenditure Report Detailed Data by Hospital

Charity Care Charges by Payer

Peer Group	Hospital Name	System	DOI Region	Medicare	Medicaid	Commercial	Self Pay	CICP/Other	Total
Large	Boulder Community Health		Boulder	80,854	43,213	1,385,003	5,044,341	0	6,553,411
	Centura Avista Adventist Hospital	Centura Health Adventist	Boulder	230,641	106,069	1,960,079	12,288,906	74,592	14,660,287
	Centura Littleton Adventist Hospital	Centura Health Adventist	Denver	382,264	-13,152	7,272,970	19,421,874	51,851	27,115,807
	Centura Longmont United Hospital	Centura Health CHI	Boulder	155,808	-46,510	3,450,561	17,384,776	1,369,905	22,314,540
	Centura Parker Adventist Hospital	Centura Health Adventist	Denver	317,714	145,983	9,278,591	20,697,951	325,837	30,766,076
	Centura Penrose-St. Francis Hospital	Centura Health CHI	Colorado Springs	1,483,571	-5,623	13,148,242	50,294,550	3,934,149	68,854,889
	Centura Porter Adventist Hospital	Centura Health Adventist	Denver	838,717	297,664	4,456,490	17,408,350	505,240	23,506,460
	Centura St. Anthony Hospital	Centura Health CHI	Denver	1,246,203	571,169	15,245,721	47,497,990	406,661	64,967,743
	Centura St. Anthony North Hospital	Centura Health CHI	Denver	335,260	312,422	8,810,202	39,328,766	141,601	48,928,251
	Centura St. Mary-Corwin Hospital	Centura Health CHI	Pueblo	501,539	-26,783	2,722,182	9,633,141	93,855	12,923,934
	Children's Hospital Colorado	Childrens	Denver	0	1,300,000	0	576,384	29,063,090	30,939,473
	Children's Hospital Colorado Springs	Childrens	Colorado Springs	0	150,000	0	42,916	961,128	1,154,044
	Denver Health Medical Center		Denver				158,210,897	54,813,686	213,024,583
	Good Samaritan Medical Center	SCL Health	Boulder	386,257	644,548	1,283,429	6,163,934	145,556	8,623,723
	Lutheran Medical Center	SCL Health	Denver	695,821	1,946,693	1,413,784	16,537,961	235,570	20,829,828
	McKee Medical Center	Banner Health	Ft. Collins	48,908	-12,754	251,093	6,059,171	-83,285	6,263,133
	Medical Center of the Rockies	UCHealth	Ft. Collins	157,447	-5,840	1,175,803	9,919,635	3,811,220	15,058,265
	Memorial Hospital Central	UCHealth	Colorado Springs	420,070	23,142	2,292,090	19,757,383	12,477,548	34,970,233
	North Colorado Medical Center	Banner Health	Greeley	188,020	-1,322,370	1,778,334	30,591,626	-18,074	31,217,536
	North Suburban Medical Center	HealthONE	Denver	278,000	1,344,000	2,908,000	29,180,000	160,000	33,870,000
	Parkview Medical Center		Pueblo					10,698,101	10,698,101
	Platte Valley Medical Center	SCL Health	Denver	136,969	716,032	993,546	7,208,326	1,333,355	10,388,228
	Poudre Valley Hospital	UCHealth	Ft. Collins	206,719	18,116	933,379	11,035,215	6,974,292	19,167,721
	Presbyterian/St. Luke's Medical Center	HealthONE	Denver	238,000	3,436,000	1,828,000	14,632,000	66,000	20,200,000
	Rose Medical Center	HealthONE	Denver	115,000	1,337,000	3,047,000	9,862,000	144,000	14,505,000
	Sky Ridge Medical Center	HealthONE	Denver	88,000	2,386,000	5,302,000	26,711,000	62,000	34,549,000
	St. Joseph Hospital	SCL Health	Denver	815,954	4,972,303	3,368,460	73,582,497	67,012	82,806,225
	St. Mary's Hospital & Medical Center, Inc.	SCL Health	Grand Junction	747,809	2,687,887	2,295,361	17,517,148	7,088,397	30,336,602
	Swedish Medical Center	HealthONE	Denver	349,000	7,800,000	4,893,000	40,920,000	430,000	54,392,000
	The Medical Center of Aurora	HealthONE	Denver	262,000	3,880,000	4,349,000	38,380,000	-49,000	46,822,000
	University of Colorado Hospital	UCHealth	Denver	1,011,476	317,159	2,817,504	45,824,661	45,211,420	95,182,220
	Total			11,718,018	33,002,368	108,659,827	801,713,396	180,495,705	1,135,589,313
Medium	Broomfield Hospital	UCHealth	Denver	2,677	0	107,953	707,095	47,063	864,788
	Centura Castle Rock Adventist Hospital	Centura Health Adventist	Denver	35,674	17,999	2,509,704	6,689,940	105,907	9,359,225
	Centura Mercy Hospital	Centura Health CHI	West	420,644	182,346	2,818,711	8,745,281	170,720	12,337,701
	Centura St. Anthony Summit Hospital	Centura Health CHI	West	-20,841	38,557	3,105,898	7,334,429	50,221	10,508,264
	Delta Health		West					411,347	411,347
	Longs Peak Hospital	UCHealth	Greeley	19,627	-53	380,403	3,345,603	1,435,790	5,181,370
	Montrose Memorial Hospital		West					4,965,400	4,965,400
	National Jewish Health		Denver			284,225	159,445		443,670
	OrthoColorado Hospital	Centura Health CHI	Denver	15,258	0	443,862	125,743	0	584,864
	San Luis Valley Health Regional Medical C...	San Luis Valley	East						0
	UCHealth Greeley	UCHealth	Greeley	81,389	-27,365	223,122	4,427,960	1,719,374	6,424,480
	UCHealth Highlands Ranch	UCHealth	Denver	11,853	0	185,393	1,392,115	1,180,143	2,769,504
	Vail Health Hospital		West	2,061	261,582	294,069	2,179,304		2,737,016
	Valley View Hospital		West				12,890,823	859,120	13,749,943
	Yampa Valley Medical Center	UCHealth	West	15,450	1,115	326,527	1,757,895	522,471	2,623,458
	Total			583,792	474,181	10,679,867	49,755,634	11,467,556	72,961,029
Small	Animas Surgical Hospital		West	3,012	11,538	8,047	37,678	0	60,275
	Arkansas Valley Regional Medical Center		East				347,608		347,608
	Aspen Valley Hospital		West	36,217	70,262	420,665	959,528	766,225	2,252,897
	Banner Fort Collins Medical Center	Banner Health	Ft. Collins	-8,880	-51,121	78,292	1,781,749	-23,473	1,776,567
	Centura St. Thomas More Hospital	Centura Health CHI	East	791,403	162,749	2,066,180	3,309,158	196,416	6,525,906
	Colorado Canyons Hospital and Medical C...		Grand Junction	0	0	25,503	50,921	26,040	102,464
	East Morgan County Hospital	Banner Health	East	17,796	12,409	52,153	1,059,121	2,320	1,143,799
	Estes Park Health		Ft. Collins					7,410	7,410
	Grand River Hospital District		West					878,820	878,820
	Grandview Hospital	UCHealth	Colorado Springs	4,391	-35,668	87,425	650,563	227,700	934,411
	Gunnison Valley Health		West			226,025	904,100		1,130,125
	Haxtun Hospital District		East	0	0	0	103,158	0	103,158
	Heart of the Rockies Regional Medical Ce...		East	186,683	125,406	134,945	370,284	32,590	849,908
	Keefe Memorial Health Service District		East	5,325	0	0	1,881	0	7,206
	Kit Carson County Health Service District		East				132,287		132,287
	Lincoln Community Hospital		East						0
	Melissa Memorial Hospital		East				8,317		8,317
	Memorial Regional Health		West	240,518	113,496	208,175	17,642	8,233	588,064
	Middle Park Medical Center - Kremmling		West				132,287		132,287
	Mt. San Rafael Hospital		East						0
	Pagosa Springs Medical Center		West				80,000		80,000
	Pikes Peak Regional Hospital	UCHealth	Colorado Springs	24,142	0	30,387	187,128	157,721	399,378
	Pioneers Medical Center		West	38,963	3,348	16,950	0	19,577	78,838
	Prowers Medical Center		East	0	0	0	0	407,101	407,101
	Rangely District Hospital		West					0	0
	Rio Grande Hospital		East				290,331		290,331
	San Luis Valley Health Conejos County Ho...	San Luis Valley	East						0
	Sedgwick County Health Center		East					84,047	84,047
	Southeast Colorado Hospital District		East	0	0	0	94,908	30,518	125,426
	Southwest Health System, Inc.		West	513,402	286,351	440,467	1,521,181	409,707	3,171,108
	Spanish Peaks Regional Health Center		East	0	0	0	0	0	0
	Sterling Regional MedCenter	Banner Health	East	46,789	3,764	182,231	2,053,888	-7,684	2,278,988
	Weisbrod Memorial County Hospital		East				4,715		4,715
	Wray Community District Hospital		East				53,790		53,790
	Yuma District Hospital		East						0
	Total			1,899,761	702,534	3,977,446	14,152,222	3,223,268	23,955,231
Grand Total				14,201,571	34,179,083	123,317,139	865,621,252	195,186,529	1,232,505,574

Hospital Expenditure Report Detailed Data by Hospital

Total Gross Charges by Payer

Peer Group	Hospital Name	System	DOI Region	Medicare	Medicaid	Commercial	Self Pay	CICP/Other	Total
Large	Boulder Community Health		Boulder	945,485,547	214,622,825	746,680,456	17,313,719	89,059,565	2,013,162,112
	Centura Avista Adventist Hospital	Centura Health Adventist	Boulder	234,269,219	92,174,439	281,231,238	35,724,279	7,028,313	650,427,488
	Centura Littleton Adventist Hospital	Centura Health Adventist	Denver	768,744,707	188,319,322	524,756,474	37,031,769	21,043,028	1,539,895,300
	Centura Longmont United Hospital	Centura Health CHI	Boulder	283,482,691	128,235,880	166,818,405	24,555,846	14,706,633	617,799,455
	Centura Parker Adventist Hospital	Centura Health Adventist	Denver	564,050,001	212,410,817	656,789,585	43,597,668	51,581,013	1,528,429,085
	Centura Penrose-St. Francis Hospital	Centura Health CHI	Colorado Springs	1,858,102,867	745,239,309	1,127,323,742	81,648,430	366,647,146	4,178,961,493
	Centura Porter Adventist Hospital	Centura Health Adventist	Denver	676,780,593	273,853,720	522,815,970	29,126,078	26,706,226	1,529,282,586
	Centura St. Anthony Hospital	Centura Health CHI	Denver	1,097,993,548	432,661,915	733,018,680	76,497,052	52,042,992	2,392,174,188
	Centura St. Anthony North Hospital	Centura Health CHI	Denver	478,866,848	291,936,457	379,992,347	53,961,043	19,639,184	1,224,395,878
	Centura St. Mary-Corwin Hospital	Centura Health CHI	Pueblo	306,959,479	172,249,090	114,505,813	11,073,339	30,270,059	635,057,779
	Children's Hospital Colorado	Childrens	Denver	14,109,917	1,366,445,983	1,574,951,895	24,214,498	438,450,508	3,418,172,801
	Children's Hospital Colorado Springs	Childrens	Colorado Springs	621,031	294,951,258	187,165,709	7,259,991	122,882,805	612,880,794
	Denver Health Medical Center		Denver	658,553,793	1,520,216,501	437,777,991	265,926,146	227,922,677	3,110,397,108
	Good Samaritan Medical Center	SCL Health	Boulder	815,843,781	179,432,810	609,806,988	18,638,962	29,361,249	1,653,083,789
	Lutheran Medical Center	SCL Health	Denver	1,070,329,737	409,297,807	542,240,379	44,855,499	55,575,075	2,122,298,498
	McKee Medical Center	Banner Health	Ft. Collins	201,789,278	71,257,223	103,102,892	6,858,969	13,065,057	396,073,419
	Medical Center of the Rockies	UCHealth	Ft. Collins	898,039,441	210,070,014	460,521,961	33,499,543	79,204,213	1,681,335,172
	Memorial Hospital Central	UCHealth	Colorado Springs	1,899,305,705	1,137,866,523	1,092,993,466	124,933,054	478,855,342	4,733,956,090
	North Colorado Medical Center	Banner Health	Greeley	459,780,290	288,499,055	245,979,969	38,994,229	41,394,281	1,074,647,824
	North Suburban Medical Center	HealthONE	Denver	660,058,000	827,295,000	416,846,000	129,847,000	108,716,000	2,142,762,000
	Parkview Medical Center		Pueblo	1,394,564,111	689,267,900	520,647,736	34,284,385	50,546,460	2,689,292,593
	Platte Valley Medical Center	SCL Health	Denver	161,308,476	123,585,419	153,366,156	19,120,255	24,744,525	482,124,831
	Poudre Valley Hospital	UCHealth	Ft. Collins	1,032,495,625	339,626,699	567,333,429	41,578,716	75,924,683	2,056,959,152
	Presbyterian/St. Luke's Medical Center	HealthONE	Denver	1,120,231,000	1,062,925,000	1,565,629,000	152,521,000	186,419,000	4,087,725,000
	Rose Medical Center	HealthONE	Denver	1,039,483,000	463,733,000	971,879,000	182,766,000	146,742,000	2,804,603,000
	Sky Ridge Medical Center	HealthONE	Denver	2,023,160,000	455,599,000	1,857,165,000	127,287,000	278,656,000	4,741,867,000
	St. Joseph Hospital	SCL Health	Denver	1,204,526,800	498,213,827	1,038,231,732	104,651,271	28,671,885	2,874,295,515
	St. Mary's Hospital & Medical Center, Inc.	SCL Health	Grand Junction	741,902,118	309,389,386	296,133,116	35,647,749	151,091,140	1,534,163,510
	Swedish Medical Center	HealthONE	Denver	2,467,236,000	1,207,794,000	1,573,134,000	155,728,000	305,285,000	5,709,177,000
	The Medical Center of Aurora	HealthONE	Denver	1,652,009,000	978,429,000	926,093,000	145,158,000	194,002,000	3,895,691,000
	University of Colorado Hospital	UCHealth	Denver	3,778,378,524	2,310,133,482	3,382,880,872	251,637,951	567,723,496	10,290,754,325
	Total			30,508,443,130	17,495,734,662	23,777,813,001	2,355,897,442	4,283,957,553	78,421,845,788
Medium	Broomfield Hospital	UCHealth	Denver	63,323,342	49,902,540	85,682,667	6,507,011	10,378,678	215,794,238
	Centura Castle Rock Adventist Hospital	Centura Health Adventist	Denver	209,938,107	84,108,798	265,679,355	31,291,843	20,739,155	611,757,258
	Centura Mercy Hospital	Centura Health CHI	West	380,114,872	166,359,873	243,304,280	20,861,384	41,088,547	851,728,955
	Centura St. Anthony Summit Hospital	Centura Health CHI	West	55,397,294	46,168,748	168,216,857	24,163,426	6,316,049	300,262,374
	Delta Health		West	121,345,719	42,238,801	56,635,179	4,337,677	2,659,906	227,217,282
	Longs Peak Hospital	UCHealth	Greeley	262,026,258	138,409,850	222,649,489	19,473,676	23,693,063	666,252,336
	Montrose Memorial Hospital		West	199,006,043	70,373,117	82,546,983	8,402,328	26,000,031	386,328,502
	National Jewish Health		Denver	131,782,350	36,875,430	90,806,869	1,396,209	8,534,628	269,395,486
	OrthoColorado Hospital	Centura Health CHI	Denver	244,683,398	198,315	204,643,600	1,335,702	6,115,332	456,976,348
	San Luis Valley Health Regional Medical C...	San Luis Valley	East	98,486,906	69,735,431	36,077,682	11,466,466	8,081,289	223,847,774
	UCHealth Greeley	UCHealth	Greeley	244,269,089	93,879,823	132,651,407	14,014,573	18,815,295	503,630,187
	UCHealth Highlands Ranch	UCHealth	Denver	278,188,191	88,490,713	339,574,222	8,932,991	28,784,687	743,970,804
	Vail Health Hospital		West	148,916,318	30,043,289	192,119,191	16,358,281	9,946,783	397,383,861
	Valley View Hospital		West	256,171,505	101,050,308	215,628,505	27,056,612	26,325,573	626,232,503
	Yampa Valley Medical Center	UCHealth	West	71,753,126	26,848,405	88,397,028	7,348,216	8,878,402	203,225,177
	Total			2,765,402,518	1,044,683,440	2,424,613,314	202,946,394	246,357,419	6,684,003,085
Small	Animas Surgical Hospital		West	65,378,893	14,762,448	46,164,076	14,370,512	9,099,385	149,775,313
	Arkansas Valley Regional Medical Center		East	22,802,463	18,927,818	1,963,016	1,962,178	19,199,738	64,855,213
	Aspen Valley Hospital		West	52,695,263	12,054,127	84,143,779	5,363,776	6,680,313	160,937,258
	Banner Fort Collins Medical Center	Banner Health	Ft. Collins	45,077,698	27,926,566	44,722,232	2,456,111	5,054,654	125,237,261
	Centura St. Thomas More Hospital	Centura Health CHI	East	125,425,074	77,275,992	51,564,505	5,297,345	9,217,048	268,779,965
	Colorado Canyons Hospital and Medical C...		Grand Junction	47,798,072	8,630,747	50,562,701	5,263,539	28,006,740	137,461,799
	East Morgan County Hospital	Banner Health	East	28,448,555	13,200,694	17,237,350	1,814,329	2,421,694	63,122,622
	Estes Park Health		Ft. Collins	49,186,840	11,395,877	23,123,789	2,732,781	3,338,325	89,777,612
	Grand River Hospital District		West	55,433,154	36,431,376	50,951,065	9,354,094	2,064,337	154,234,026
	Grandview Hospital	UCHealth	Colorado Springs	71,702,103	46,911,998	62,558,765	6,280,169	26,728,104	214,181,139
	Gunnison Valley Health		West	38,398,871	15,405,489	52,930,129	5,012,952	0	111,747,441
	Haxtun Hospital District		East	7,546,057	2,215,001	4,293,721	474,163	7,752	14,536,694
	Heart of the Rockies Regional Medical Ce...		East	112,703,066	32,367,560	54,961,666	7,028,625	7,567,684	214,628,601
	Keefe Memorial Health Service District		East	2,962,656	664,829	4,296,356	0	254,964	8,178,805
	Kit Carson County Health Service District		East	11,301,316	6,192,737	10,382,233	1,858,520	4,158	29,738,964
	Lincoln Community Hospital		East	13,553,924	5,560,076	7,613,516	1,754,385	1,431,583	29,913,484
	Melissa Memorial Hospital		East	14,216,068	4,598,752	8,546,677	398,671	784,211	28,544,379
	Memorial Regional Health		West	49,813,578	23,573,644	43,149,581	3,643,814	1,663,537	121,844,154
	Middle Park Medical Center - Kremmling		West	11,301,316	6,192,737	10,382,233	1,858,520	4,158	29,738,964
	Mt. San Rafael Hospital		East	26,293,423	21,884,128	31,898,706	661,969	0	80,738,226
	Pagosa Springs Medical Center		West	33,455,596	12,571,723	16,877,134	2,522,342	4,502,055	69,928,850
	Pikes Peak Regional Hospital	UCHealth	Colorado Springs	32,876,439	13,497,574	18,289,100	2,063,340	6,164,008	72,890,461
	Pioneers Medical Center		West	30,333,357	8,602,764	17,340,997	1,786,490	3,236,158	61,299,766
	Prowers Medical Center		East	20,455,943	16,614,667	9,981,548	1,471,152	4,161,983	52,685,293
	Rangely District Hospital		West	4,108,555	2,962,019	3,148,179	718,466	834,284	11,771,503
	Rio Grande Hospital		East	19,355,194	8,809,297	15,464,568	1,681,699	1,597,284	46,908,042
	San Luis Valley Health Conejos County Ho...	San Luis Valley	East	12,503,194	4,076,733	1,892,988	652,245	581,980	19,707,140
	Sedgwick County Health Center		East	8,964,329	4,443,459	4,215,386	1,907,627	364,026	19,894,827
	Southeast Colorado Hospital District		East	12,740,134	7,334,971	3,661,278	1,375,644	104,585	25,216,612
	Southwest Health System, Inc.		West	61,671,083	42,091,728	27,446,700	3,985,781	9,244,823	144,440,115
	Spanish Peaks Regional Health Center		East	13,265,303	6,022,095	3,364,910	865,620	2,465,534	25,983,461
	Sterling Regional MedCenter	Banner Health	East	56,610,701	28,525,942	30,368,154	2,958,407	8,988,889	127,452,093
	Weisbrod Memorial County Hospital		East	2,737,450	1,586,623	1,636,398	589,068	58,057	6,607,595
	Wray Community District Hospital		East	19,940,679	7,726,538	16,545,691	1,447,342	830,477	46,490,727
	Yuma District Hospital		East	0	0	0	0	31,396,263	31,396,263
	Total			1,181,056,347	551,038,729	831,679,127	98,811,676	198,058,789	2,860,644,667
Grand Total				34,454,901,995	19,091,456,831	27,034,105,442	2,657,655,512	4,728,373,761	87,966,493,541

Hospital Expenditure Report Detailed Data by Hospital

Contractual Allowances by Payer

Peer Group	Hospital Name	System	DOI Region	Medicare	Medicaid	Commercial	Self Pay	CICP/Other	Total
Large	Boulder Community Health		Boulder	831,808,766	196,915,076	556,031,657	6,147,892	52,984,753	1,643,888,144
	Centura Avista Adventist Hospital	Centura Health Adventist	Boulder	196,757,460	64,120,685	178,541,254	19,180,677	5,968,342	464,568,417
	Centura Littleton Adventist Hospital	Centura Health Adventist	Denver	664,197,410	154,276,801	340,763,891	12,868,587	18,110,172	1,190,216,862
	Centura Longmont United Hospital	Centura Health CHI	Boulder	244,507,599	99,874,916	106,888,774	2,666,708	11,317,197	465,255,194
	Centura Parker Adventist Hospital	Centura Health Adventist	Denver	482,667,395	175,063,341	412,879,178	13,158,526	44,361,385	1,128,129,825
	Centura Penrose-St. Francis Hospital	Centura Health CHI	Colorado Springs	1,563,946,046	600,981,025	762,168,732	16,306,841	306,524,951	3,249,927,594
	Centura Porter Adventist Hospital	Centura Health Adventist	Denver	571,790,786	230,047,987	347,028,533	6,948,288	22,117,027	1,177,932,621
	Centura St. Anthony Hospital	Centura Health CHI	Denver	941,282,846	372,760,855	442,633,232	14,390,258	45,860,235	1,816,927,426
	Centura St. Anthony North Hospital	Centura Health CHI	Denver	411,653,961	251,004,193	245,639,048	3,544,053	16,812,461	928,653,716
	Centura St. Mary-Corwin Hospital	Centura Health CHI	Pueblo	262,568,894	135,686,362	68,543,803	482,913	25,252,383	492,534,355
	Children's Hospital Colorado	Childrens	Denver	12,203,664	1,078,099,170	732,760,958	18,381,364	321,305,357	2,162,750,514
	Children's Hospital Colorado Springs	Childrens	Colorado Springs	498,914	243,002,896	86,374,281	6,104,255	83,886,243	419,866,590
	Denver Health Medical Center		Denver	506,877,987	1,062,878,345	194,007,189	-45,702,438	86,563,745	1,804,624,828
	Good Samaritan Medical Center	SCL Health	Boulder	702,180,993	140,478,868	425,525,149	8,404,333	21,576,627	1,298,165,970
	Lutheran Medical Center	SCL Health	Denver	925,183,949	328,650,603	356,028,503	20,112,725	43,724,134	1,673,699,914
	McKee Medical Center	Banner Health	Ft. Collins	156,352,156	62,449,897	40,045,326	-540,400	-2,074,253	256,232,726
	Medical Center of the Rockies	UCHealth	Ft. Collins	722,575,626	176,154,742	157,350,720	8,397,540	55,199,893	1,119,678,521
	Memorial Hospital Central	UCHealth	Colorado Springs	1,579,418,548	979,870,457	620,343,765	64,382,050	387,454,065	3,631,468,885
	North Colorado Medical Center	Banner Health	Greeley	361,336,299	253,782,881	101,720,192	-3,982,036	-3,961,826	708,895,510
	North Suburban Medical Center	HealthONE	Denver	617,574,000	763,363,000	309,348,000	8,049,000	97,459,000	1,795,793,000
	Parkview Medical Center		Pueblo	1,193,269,143	549,797,311	335,954,724	28,151,480	31,187,339	2,138,359,997
	Platte Valley Medical Center	SCL Health	Denver	128,246,735	92,392,070	66,443,429	8,227,096	16,590,542	311,899,872
	Poudre Valley Hospital	UCHealth	Ft. Collins	792,192,251	268,752,108	222,236,675	9,713,322	48,581,629	1,341,475,985
	Presbyterian/St. Luke's Medical Center	HealthONE	Denver	1,022,859,000	953,979,000	1,151,256,000	113,439,000	147,320,000	3,388,853,000
	Rose Medical Center	HealthONE	Denver	948,033,000	425,164,000	736,534,000	134,489,000	126,873,000	2,371,093,000
	Sky Ridge Medical Center	HealthONE	Denver	1,873,675,000	411,610,000	1,487,625,000	76,960,000	241,678,000	4,091,548,000
	St. Joseph Hospital	SCL Health	Denver	1,008,549,666	401,893,647	712,047,026	24,494,468	22,892,943	2,169,877,750
	St. Mary's Hospital & Medical Center, Inc.	SCL Health	Grand Junction	580,291,325	228,470,463	90,034,359	9,774,643	104,252,588	1,012,823,378
	Swedish Medical Center	HealthONE	Denver	2,254,610,000	1,093,597,000	1,178,946,000	36,441,000	263,236,000	4,826,830,000
	The Medical Center of Aurora	HealthONE	Denver	1,490,692,000	886,590,000	693,929,000	20,410,000	169,764,000	3,261,385,000
	University of Colorado Hospital	UCHealth	Denver	3,113,342,170	1,958,462,493	2,124,952,646	152,679,624	408,879,972	7,758,316,905
	Total			26,161,143,590	14,640,170,191	15,284,581,046	794,080,767	3,221,697,904	60,101,673,498
Medium	Broomfield Hospital	UCHealth	Denver	52,610,438	42,574,066	53,068,549	3,171,054	8,866,017	160,290,124
	Centura Castle Rock Adventist Hospital	Centura Health Adventist	Denver	178,373,174	69,186,364	168,607,371	18,468,701	17,910,071	452,545,681
	Centura Mercy Hospital	Centura Health CHI	West	307,667,171	119,131,154	108,391,788	6,764,588	32,392,207	574,346,908
	Centura St. Anthony Summit Hospital	Centura Health CHI	West	48,341,745	34,576,737	59,361,283	9,826,632	5,625,018	157,731,415
	Delta Health		West	49,626,905	21,592,456	62,858,201	0	1,425,384	135,502,946
	Longs Peak Hospital	UCHealth	Greeley	222,038,630	116,388,192	138,776,013	11,777,983	15,696,193	504,677,011
	Montrose Memorial Hospital		West	148,016,411	57,523,546	20,125,385	973,629	11,499,311	238,138,282
	National Jewish Health		Denver	95,353,019	35,970,353	33,385,884	736,274	6,161,539	171,607,069
	OrthoColorado Hospital	Centura Health CHI	Denver	205,263,722	178,673	125,959,178	794,495	5,050,827	337,246,895
	San Luis Valley Health Regional Medical C..	San Luis Valley	East	65,414,654	48,502,932	7,843,554	2,802,216	2,480,072	127,043,428
	UCHealth Greeley	UCHealth	Greeley	200,333,427	75,523,601	56,092,455	3,313,258	10,517,766	345,780,507
	UCHealth Highlands Ranch	UCHealth	Denver	227,610,778	71,638,337	235,671,202	5,864,113	19,871,861	560,656,291
	Vail Health Hospital		West	102,562,453	17,796,307	36,825,686	3,688,626	6,300,691	167,173,763
	Valley View Hospital		West	183,805,833	81,122,260	35,264,993	286,242	20,155,056	320,634,384
	Yampa Valley Medical Center	UCHealth	West	49,595,312	14,530,314	10,480,413	1,668,291	4,291,994	80,566,324
	Total			2,136,613,671	806,235,291	1,152,711,956	70,136,102	168,244,007	4,333,941,027
Small	Animas Surgical Hospital		West	53,553,958	12,118,722	25,704,479	7,952,752	6,953,079	106,282,990
	Arkansas Valley Regional Medical Center		East	14,395,042	8,243,918	769,488	1,738,239	7,192,459	32,339,146
	Aspen Valley Hospital		West	23,266,902	7,059,233	13,986,448	10,522	3,496,910	47,820,015
	Banner Fort Collins Medical Center	Banner Health	Ft. Collins	33,867,232	23,084,719	18,097,475	-278,119	-1,141,245	73,630,062
	Centura St. Thomas More Hospital	Centura Health CHI	East	95,058,661	50,647,543	14,717,664	655,631	6,514,942	167,594,442
	Colorado Canyons Hospital and Medical C..		Grand Junction	28,162,319	5,452,717	25,582,779	559,406	11,583,001	71,340,222
	East Morgan County Hospital	Banner Health	East	12,828,547	8,066,277	4,312,789	-117,001	-3,314,660	21,775,952
	Estes Park Health		Ft. Collins	24,179,818	8,407,245	5,433,041	895,975	-1,656,838	37,259,241
	Grand River Hospital District		West	28,039,787	18,160,406	19,380,868	1,830,526	210,573	67,622,160
	Grandview Hospital	UCHealth	Colorado Springs	60,587,650	41,024,552	38,690,631	3,421,235	22,833,175	166,557,243
	Gunnison Valley Health		West	20,841,704	11,251,615	13,561,852	781,323	0	46,436,494
	Haxtun Hospital District		East	1,292,962	-784,596	781,432	-80,354	1,621	1,211,065
	Heart of the Rockies Regional Medical Ce..		East	71,730,274	18,962,659	13,801,728	450,159	4,580,058	109,524,878
	Keefe Memorial Health Service District		East	825,229	272,494	818,469	0	56,593	1,972,786
	Kit Carson County Health Service District		East	3,950,958	-101,828	2,919,146	0	0	6,768,276
	Lincoln Community Hospital		East	2,950,803	577,350	3,340,498	0	68,396	6,937,047
	Melissa Memorial Hospital		East	6,002,346	971,105	2,407,328	0	128,067	9,508,846
	Memorial Regional Health		West	27,893,628	8,930,367	14,959,635	0	1,401	51,785,031
	Middle Park Medical Center - Kremmling		West	3,950,958	-101,828	2,919,146	0	0	6,768,276
	Mt. San Rafael Hospital		East	14,549,206	16,308,208	16,603,559	0	537,821	47,998,794
	Pagosa Springs Medical Center		West	16,577,205	8,231,976	5,001,195	0	1,800,588	31,610,963
	Pikes Peak Regional Hospital	UCHealth	Colorado Springs	23,810,292	8,572,297	7,685,934	605,314	3,792,216	44,466,053
	Pioneers Medical Center		West	8,850,747	914,479	4,629,341	1,442,632	3,904,160	19,741,359
	Prowers Medical Center		East	7,918,566	5,307,550	2,860,680	0	1,378,244	17,465,040
	Rangely District Hospital		West	2,461,484	-1,132,909	-1,046,670	-587,024	-477,470	-782,590
	Rio Grande Hospital		East	10,076,778	2,900,562	6,360,681	104,960	561,425	20,004,406
	San Luis Valley Health Conejos County Ho..	San Luis Valley	East	5,910,639	453,083	57,436	355,564	-220,820	6,555,902
	Sedgwick County Health Center		East	4,187,294	509,673	1,584,173	174,023	226,684	6,681,847
	Southeast Colorado Hospital District		East	4,846,393	-251,502	1,155,679	217,036	651,266	6,618,872
	Southwest Health System, Inc.		West	34,329,194	32,929,404	8,699,648	0	-5,790,356	70,167,889
	Spanish Peaks Regional Health Center		East	5,273,219	2,150,379	1,363,989	1,255	133,948	8,922,790
	Sterling Regional MedCenter	Banner Health	East	36,116,615	21,900,437	6,291,954	-13,255	-1,837,355	62,458,396
	Weisbrod Memorial County Hospital		East	-2,071,600	567,581	475,509	61,389	34,461	-932,660
	Wray Community District Hospital		East	9,102,641	2,239,512	4,890,053	113,705	724,835	17,070,746
	Yuma District Hospital		East	0	0	0	0	10,465,302	10,465,302
	Total			695,317,451	323,843,400	288,798,056	20,295,893	73,392,481	1,401,647,281
Grand Total				28,993,074,713	15,770,248,882	16,726,091,058	884,512,762	3,463,334,392	65,837,261,806

Hospital Expenditure Report Detailed Data by Hospital

Net Patient Revenue by Payer

Peer Group	Hospital Name	System	DOI Region	Medicare	Medicaid	Commercial	Self Pay	CICP/Other	Total
Large	Boulder Community Health		Boulder	113,273,492	17,163,435	186,303,812	424,261	35,783,534	352,948,534
	Centura Avista Adventist Hospital	Centura Health Adventist	Boulder	37,272,035	28,020,486	100,028,797	3,393,224	942,839	169,657,381
	Centura Littleton Adventist Hospital	Centura Health Adventist	Denver	103,816,318	34,220,289	175,460,760	3,446,362	2,857,480	319,801,209
	Centura Longmont United Hospital	Centura Health CHI	Boulder	38,887,324	28,316,646	56,690,651	4,974,974	2,044,277	130,913,872
	Centura Parker Adventist Hospital	Centura Health Adventist	Denver	81,067,640	37,253,875	229,638,455	6,432,063	6,905,600	361,297,633
	Centura Penrose-St. Francis Hospital	Centura Health CHI	Colorado Springs	291,327,665	144,747,107	349,777,451	11,249,759	55,889,130	852,991,112
	Centura Porter Adventist Hospital	Centura Health Adventist	Denver	103,243,509	43,710,824	169,515,135	3,265,198	3,958,693	323,693,359
	Centura St. Anthony Hospital	Centura Health CHI	Denver	154,540,634	59,557,676	259,286,949	6,211,558	6,520,044	486,116,862
	Centura St. Anthony North Hospital	Centura Health CHI	Denver	66,850,159	40,705,954	124,716,348	10,438,147	2,672,775	245,383,384
	Centura St. Mary-Corwin Hospital	Centura Health CHI	Pueblo	43,894,510	36,586,257	43,251,461	977,294	4,929,084	129,638,607
	Children's Hospital Colorado	Childrens	Denver	1,544,142	284,013,474	839,544,002	3,635,050	86,579,805	1,215,316,473
	Children's Hospital Colorado Springs	Childrens	Colorado Springs	121,299	51,399,037	100,649,804	1,102,811	37,898,093	191,171,045
	Denver Health Medical Center		Denver	149,367,133	465,964,861	225,995,413	78,661,230	80,771,557	1,000,760,194
	Good Samaritan Medical Center	SCL Health	Boulder	112,819,076	38,069,537	180,552,781	1,313,181	7,055,476	339,810,052
	Lutheran Medical Center	SCL Health	Denver	143,153,925	78,035,575	181,232,072	3,754,282	10,939,722	417,115,576
	McKee Medical Center	Banner Health	Ft. Collins	45,126,804	8,735,041	62,777,105	904,622	15,220,663	132,764,235
	Medical Center of the Rockies	UCHealth	Ft. Collins	173,775,667	33,643,810	292,812,899	690,477	19,954,700	520,877,553
	Memorial Hospital Central	UCHealth	Colorado Springs	314,697,536	157,123,817	450,072,771	-6,278,600	76,721,711	992,337,235
	North Colorado Medical Center	Banner Health	Greeley	97,638,556	37,415,476	140,727,755	9,873,970	45,331,878	330,987,635
	North Suburban Medical Center	HealthONE	Denver	40,470,000	62,503,000	96,586,000	3,019,000	10,890,000	213,468,000
	Parkview Medical Center		Pueblo	201,276,968	139,407,589	184,693,012	6,132,905	-23,591,623	507,981,852
	Platte Valley Medical Center	SCL Health	Denver	32,801,500	30,371,372	82,250,449	773,630	5,940,600	152,137,550
	Poudre Valley Hospital	UCHealth	Ft. Collins	238,179,634	70,449,094	336,433,632	6,647,605	20,104,419	671,814,384
	Presbyterian/St. Luke's Medical Center	HealthONE	Denver	96,364,000	105,453,000	409,650,000	-301,000	38,912,000	650,078,000
	Rose Medical Center	HealthONE	Denver	89,552,000	37,091,000	223,304,000	5,112,000	19,214,000	374,273,000
	Sky Ridge Medical Center	HealthONE	Denver	148,550,000	41,518,000	355,652,000	-12,025,000	36,478,000	570,173,000
	St. Joseph Hospital	SCL Health	Denver	193,893,817	90,463,401	319,053,471	3,274,860	5,678,054	612,363,603
	St. Mary's Hospital & Medical Center, Inc.	SCL Health	Grand Junction	160,132,496	78,598,151	203,316,619	4,190,603	38,261,618	484,499,487
	Swedish Medical Center	HealthONE	Denver	208,483,000	106,231,000	375,690,000	-11,225,000	40,953,000	720,132,000
	The Medical Center of Aurora	HealthONE	Denver	158,860,000	87,810,000	217,895,000	-11,914,000	23,999,000	476,650,000
	University of Colorado Hospital	UCHealth	Denver	655,499,233	350,166,802	1,228,289,421	-4,877,906	112,547,282	2,341,624,832
	Total			4,296,480,073	2,824,808,587	8,201,848,026	133,277,560	832,363,412	16,288,777,659
Medium	Broomfield Hospital	UCHealth	Denver	10,628,800	7,329,511	31,108,058	865,207	1,430,906	51,362,482
	Centura Castle Rock Adventist Hospital	Centura Health Adventist	Denver	31,418,963	15,012,973	92,457,632	4,001,235	2,812,393	145,703,196
	Centura Mercy Hospital	Centura Health CHI	West	71,749,807	46,841,184	129,154,918	3,529,005	8,524,277	259,799,193
	Centura St. Anthony Summit Hospital	Centura Health CHI	West	6,950,093	11,681,124	101,572,210	3,491,097	694,150	124,388,674
	Delta Health		West	71,718,814	20,646,345	-6,223,022	4,337,677	-709,837	89,769,977
	Longs Peak Hospital	UCHealth	Greeley	39,446,799	21,977,690	79,874,900	-2,251,627	6,527,472	145,575,234
	Montrose Memorial Hospital		West	50,989,632	12,849,571	62,421,598	213,486	9,535,320	136,009,607
	National Jewish Health		Denver	35,550,951	879,055	55,618,623	220,135	2,354,186	94,622,950
	OrthoColorado Hospital	Centura Health CHI	Denver	39,384,685	19,660	75,979,325	387,585	1,064,505	116,835,761
	San Luis Valley Health Regional Medical C...	San Luis Valley	East	33,023,961	21,225,244	25,833,198	6,272,566	5,601,217	91,956,185
	UCHealth Greeley	UCHealth	Greeley	42,940,392	18,297,390	73,192,968	378,876	6,394,960	141,204,586
	UCHealth Highlands Ranch	UCHealth	Denver	50,446,579	16,722,221	101,778,036	-216,601	7,705,045	176,435,280
	Vail Health Hospital		West	46,362,680	12,065,182	155,973,046	1,500,260	3,594,239	219,495,407
	Valley View Hospital		West	72,170,886	19,908,569	179,691,501	5,893,329	4,444,602	282,108,887
	Yampa Valley Medical Center	UCHealth	West	21,986,339	12,261,935	75,701,703	1,471,033	4,027,190	115,448,200
	Total			624,769,381	237,717,654	1,234,134,694	30,093,264	64,000,625	2,190,715,618
Small	Animas Surgical Hospital		West	11,735,992	2,614,336	19,836,654	5,920,236	2,129,335	42,236,554
	Arkansas Valley Regional Medical Center		East	8,407,421	10,683,900	1,193,528	-4,394,404	12,007,279	27,897,724
	Aspen Valley Hospital		West	29,313,894	4,896,666	67,261,261	1,029,909	2,238,853	104,740,583
	Banner Fort Collins Medical Center	Banner Health	Ft. Collins	11,248,626	4,964,620	26,595,727	326,750	6,168,547	49,304,270
	Centura St. Thomas More Hospital	Centura Health CHI	East	29,529,437	26,407,406	34,686,852	1,249,587	2,518,145	94,391,427
	Colorado Canyons Hospital and Medical C...		Grand Junction	19,077,005	3,151,656	24,476,007	898,404	16,327,853	63,930,925
	East Morgan County Hospital	Banner Health	East	15,456,826	5,065,945	12,374,073	639,157	5,707,152	39,243,153
	Estes Park Health		Ft. Collins	25,007,022	2,988,632	17,690,748	955,735	4,544,692	51,186,829
	Grand River Hospital District		West	27,393,367	18,270,970	31,570,197	7,523,568	-3,778,862	80,979,240
	Grandview Hospital	UCHealth	Colorado Springs	10,996,652	5,889,240	22,553,172	111,938	3,571,050	43,122,052
	Gunnison Valley Health		West	17,512,274	4,131,428	38,199,502	2,092,975	0	61,936,179
	Haxtun Hospital District		East	6,247,326	2,999,597	3,473,256	393,810	5,977	13,119,966
	Heart of the Rockies Regional Medical Ce...		East	40,786,109	13,279,495	41,024,993	6,208,182	-325,551	100,973,228
	Keefe Memorial Health Service District		East	2,131,687	392,331	3,471,544	-58,112	169,983	6,107,433
	Kit Carson County Health Service District		East	7,350,358	6,294,565	7,463,087	961,087	4,158	22,073,255
	Lincoln Community Hospital		East	10,277,637	4,849,206	4,090,188	484,186	1,293,298	20,994,515
	Melissa Memorial Hospital		East	8,213,722	3,627,647	6,139,349	-128,498	656,144	18,508,364
	Memorial Regional Health		West	18,897,152	13,216,872	25,573,637	3,422,093	1,558,658	62,668,411
	Middle Park Medical Center - Kremmling		West	7,350,358	6,294,565	7,463,087	961,087	4,158	22,073,255
	Mt. San Rafael Hospital		East	11,744,217	5,575,920	15,295,147	661,969	-3,473,470	29,803,783
	Pagosa Springs Medical Center		West	16,878,392	4,339,747	11,875,939	-56,678	2,701,467	35,738,866
	Pikes Peak Regional Hospital	UCHealth	Colorado Springs	8,748,234	4,900,078	9,876,812	49,786	2,146,781	25,721,691
	Pioneers Medical Center		West	20,177,437	7,576,122	12,143,855	172,198	-1,152,140	38,917,472
	Prowers Medical Center		East	12,537,377	11,307,117	7,120,868	1,471,152	1,011,793	33,448,307
	Rangely District Hospital		West	1,647,071	4,094,929	4,194,849	1,305,490	1,010,532	12,252,872
	Rio Grande Hospital		East	9,278,416	5,908,735	9,103,887	-701,498	1,035,859	24,625,399
	San Luis Valley Health Conejos County Ho...	San Luis Valley	East	6,592,555	3,623,650	1,552,192	13,320	802,800	12,584,517
	Sedgwick County Health Center		East	4,777,035	3,933,786	2,631,213	1,733,604	-739,627	12,336,011
	Southeast Colorado Hospital District		East	7,866,085	7,586,473	2,505,599	1,050,925	-577,199	18,431,883
	Southwest Health System, Inc.		West	26,095,294	7,687,623	16,737,514	-190,813	13,319,762	63,649,380
	Spanish Peaks Regional Health Center		East	7,953,107	3,855,821	1,990,839	864,355	2,330,596	16,994,718
	Sterling Regional MedCenter	Banner Health	East	20,325,260	6,606,461	22,926,478	900,710	10,728,649	61,487,558
	Weisbrod Memorial County Hospital		East	4,809,050	1,019,042	1,160,889	410,271	23,596	7,422,847
	Wray Community District Hospital		East	10,759,248	5,484,241	11,654,067	646,187	105,642	28,649,385
	Yuma District Hospital		East	0	0	0	0	18,954,114	18,954,114
	Total			477,121,643	223,518,821	525,907,010	36,928,668	103,030,025	1,366,506,167
Grand Total				5,398,371,097	3,286,045,062	9,961,889,730	200,299,493	999,394,062	19,845,999,444

Hospital Expenditure Report Detailed Data by Hospital

Total Operating Expense by Expense Allocation

Peer Group	Hospital Name	System	DOI Region	Direct Patient	Patient Other	General	Other
Large	Boulder Community Health		Boulder	232,119,990	33,855,959	133,505,006	0
	Centura Avista Adventist Hospital	Centura Health Adventist	Boulder	129,309,074	0	23,302,918	0
	Centura Littleton Adventist Hospital	Centura Health Adventist	Denver	248,192,442	0	50,851,931	0
	Centura Longmont United Hospital	Centura Health CHI	Boulder	114,293,944	0	23,461,427	0
	Centura Parker Adventist Hospital	Centura Health Adventist	Denver	250,558,516	0	49,994,174	0
	Centura Penrose-St. Francis Hospital	Centura Health CHI	Colorado Springs	643,618,025	0	141,720,559	0
	Centura Porter Adventist Hospital	Centura Health Adventist	Denver	294,679,264	0	58,212,838	0
	Centura St. Anthony Hospital	Centura Health CHI	Denver	371,280,376	0	64,059,848	0
	Centura St. Anthony North Hospital	Centura Health CHI	Denver	186,500,018	0	36,578,535	0
	Centura St. Mary-Corwin Hospital	Centura Health CHI	Pueblo	120,671,247	0	23,680,729	0
	Children's Hospital Colorado	Childrens	Denver	1,049,919,303	0	190,949,472	59,280,066
	Children's Hospital Colorado Springs	Childrens	Colorado Springs	146,991,604	0	35,783,989	0
	Denver Health Medical Center		Denver	741,897,305	18,574,118	333,918,944	148,192,532
	Good Samaritan Medical Center	SCL Health	Boulder	245,920,677	13,281,260	36,093,855	0
	Lutheran Medical Center	SCL Health	Denver	448,758,082	21,422,781	64,613,828	0
	McKee Medical Center	Banner Health	Ft. Collins	64,641,205	19,061,913	30,915,347	24,667,799
	Medical Center of the Rockies	UCHealth	Ft. Collins	345,896,563	57,432,681	50,681,944	0
	Memorial Hospital Central	UCHealth	Colorado Springs	711,655,551	113,151,509	99,442,756	0
	North Colorado Medical Center	Banner Health	Greeley	150,343,702	55,398,766	73,306,696	89,286,173
	North Suburban Medical Center	HealthONE	Denver	143,672,000	16,313,000	26,102,000	0
	Parkview Medical Center		Pueblo	110,885,008	58,851,193	278,876,203	45,834,925
	Platte Valley Medical Center	SCL Health	Denver	120,619,432	8,057,462	19,904,060	0
	Poudre Valley Hospital	UCHealth	Ft. Collins	451,305,905	78,428,542	56,214,936	0
	Presbyterian/St. Luke's Medical Center	HealthONE	Denver	357,183,000	63,220,000	67,445,000	6,560,000
	Rose Medical Center	HealthONE	Denver	217,991,000	36,722,000	44,721,000	4,473,000
	Sky Ridge Medical Center	HealthONE	Denver	284,781,000	57,736,000	57,638,000	12,110,000
	St. Joseph Hospital	SCL Health	Denver	470,109,899	27,137,874	74,079,676	0
	St. Mary's Hospital & Medical Center, Inc.	SCL Health	Grand Junction	337,834,686	58,724,857	57,902,005	0
	Swedish Medical Center	HealthONE	Denver	408,667,000	69,439,000	69,048,000	5,809,000
	The Medical Center of Aurora	HealthONE	Denver	310,778,000	52,397,000	57,721,000	7,081,000
	University of Colorado Hospital	UCHealth	Denver	1,634,145,877	214,515,195	228,105,506	3,612,722
	Total			11,345,219,693	1,073,721,110	2,558,832,180	409,591,216
Medium	Broomfield Hospital	UCHealth	Denver	45,441,145	3,417,501	9,281,293	0
	Centura Castle Rock Adventist Hospital	Centura Health Adventist	Denver	115,987,609	0	20,981,389	0
	Centura Mercy Hospital	Centura Health CHI	West	186,491,736	0	38,310,143	0
	Centura St. Anthony Summit Hospital	Centura Health CHI	West	72,629,755	0	14,944,565	0
	Delta Health		West	57,212,321	0	0	0
	Longs Peak Hospital	UCHealth	Greeley	115,322,341	12,977,390	17,744,354	0
	Montrose Memorial Hospital		West	92,500,188	0	43,306,447	0
	National Jewish Health		Denver	192,172,566	10,762,668	12,329,785	118,682,982
	OrthoColorado Hospital	Centura Health CHI	Denver	61,949,934	0	10,267,864	0
	San Luis Valley Health Regional Medical C...	San Luis Valley	East	69,722,887	0	29,185,014	555,637
	UCHealth Greeley	UCHealth	Greeley	130,467,507	12,360,556	15,812,445	0
	UCHealth Highlands Ranch	UCHealth	Denver	180,551,985	15,712,318	22,514,884	0
	Vail Health Hospital		West	90,076,951	46,451,562	82,920,440	15,355,817
	Valley View Hospital		West	229,760,443	0	42,461,764	0
	Yampa Valley Medical Center	UCHealth	West	78,950,286	9,875,789	14,840,482	0
	Total			1,719,237,654	111,557,784	374,900,870	134,594,435
Small	Animas Surgical Hospital		West	19,620,522	1,230,522	14,563,756	0
	Arkansas Valley Regional Medical Center		East	26,370,490	0	3,896,914	3,195,489
	Aspen Valley Hospital		West	54,886,501	5,978,704	38,227,586	3,288,534
	Banner Fort Collins Medical Center	Banner Health	Ft. Collins	20,782,387	4,634,265	11,152,187	14,348,698
	Centura St. Thomas More Hospital	Centura Health CHI	East	56,580,970	0	17,872,556	0
	Colorado Canyons Hospital and Medical C...		Grand Junction	41,364,812	5,194,073	6,612,141	0
	East Morgan County Hospital	Banner Health	East	16,075,769	3,446,153	10,465,565	6,179,379
	Estes Park Health		Ft. Collins	44,691,123	0	10,360,783	2,076,693
	Grand River Hospital District		West	57,718,511	10,240,461	34,398,904	356,380
	Grandview Hospital	UCHealth	Colorado Springs	38,833,060	4,890,388	4,965,057	0
	Gunnison Valley Health		West	36,455,418	6,098,709	14,674,294	0
	Haxtun Hospital District		East	7,072,287	97,523	5,274,647	0
	Heart of the Rockies Regional Medical Ce..		East	56,625,262	928,206	37,496,509	1,931,797
	Keefe Memorial Health Service District		East	4,421,713	1,824,660	2,857,816	0
	Kit Carson County Health Service District		East	12,032,203	2,201,709	5,983,643	0
	Lincoln Community Hospital		East	7,740,202	9,273,070	6,389,606	290,884
	Melissa Memorial Hospital		East	12,484,730	3,106,992	6,250,690	0
	Memorial Regional Health		West	27,356,499	8,842,788	25,771,371	2,217,093
	Middle Park Medical Center - Kremmling		West	12,032,203	2,201,709	5,983,643	0
	Mt. San Rafael Hospital		East	37,342,242	0	0	0
	Pagosa Springs Medical Center		West	39,203,074	0	0	0
	Pikes Peak Regional Hospital	UCHealth	Colorado Springs	19,093,611	3,212,794	4,066,215	0
	Pioneers Medical Center		West	15,891,996	0	0	26,618,858
	Prowers Medical Center		East	20,485,333	2,198,468	10,281,986	0
	Rangely District Hospital		West	16,203,980	0	3,190,644	0
	Rio Grande Hospital		East	21,209,011	430,268	3,114,185	0
	San Luis Valley Health Conejos County Ho..	San Luis Valley	East	6,841,900	0	3,249,075	11,281
	Sedgwick County Health Center		East	8,780,522	3,302,828	2,053,976	0
	Southeast Colorado Hospital District		East	77,161	0	0	21,510,492
	Southwest Health System, Inc.		West	32,507,687	9,404,282	11,865,089	18,135,370
	Spanish Peaks Regional Health Center		East	11,079,457	2,429,732	4,492,059	426,112
	Sterling Regional MedCenter	Banner Health	East	23,490,293	7,867,432	14,802,183	8,932,709
	Weisbrod Memorial County Hospital		East	10,090,771	0	0	0
	Wray Community District Hospital		East	0	0	0	29,591,406
	Yuma District Hospital		East	0	0	0	19,699,749
	Total			815,441,701	99,035,737	320,313,081	158,810,924
Grand Total				13,879,899,048	1,284,314,631	3,254,046,131	702,996,575

Hospital Expenditure Report Detailed Data by Hospital

Bad Debt Costs by Payer

DOI Region	Hospital Name	System	Peer Group	Medicare	Medicaid	Commercial	Self Pay	CICP/Other	Total
Boulder	Boulder Community Health		Large	62,308	96,833	571,989	1,100,935	56,287	1,888,351
	Centura Avista Adventist Hospital	Centura Health Adventist	Large	2,062	-16,521	159,107	195,499	9,654	349,801
	Centura Longmont United Hospital	Centura Health CHI	Large	-14,952	19,959	-46,494	-103,416	-5,438	-150,340
	Good Samaritan Medical Center	SCL Health	Large	81,548	42,758	435,969	491,568	104,034	1,155,877
	Total			130,966	143,029	1,120,571	1,684,586	164,536	3,243,688
Colorado Springs	Centura Penrose-St. Francis Hospital	Centura Health CHI	Large	251,317	-90,248	416,373	709,224	55,829	1,342,495
	Children's Hospital Colorado Springs	Childrens	Large	243	118,808	42,136	2,978	40,862	205,028
	Grandview Hospital	UCHealth	Small	25,751	7,691	278,727	476,020	21,839	810,028
	Memorial Hospital Central	UCHealth	Large	928,167	165,628	3,947,482	9,160,374	428,518	14,630,168
	Pikes Peak Regional Hospital	UCHealth	Small	105,768	9,073	250,573	439,644	24,227	829,284
	Total			1,311,246	210,952	4,935,291	10,788,240	571,275	17,817,004
Denver	Broomfield Hospital	UCHealth	Medium	22,014	-280	377,984	476,812	9,379	885,909
	Centura Castle Rock Adventist Hospital	Centura Health Adventist	Medium	24,770	-24,375	472,655	478,790	-20,036	931,803
	Centura Littleton Adventist Hospital	Centura Health Adventist	Large	67,445	-31,838	243,475	250,456	4,550	534,088
	Centura Parker Adventist Hospital	Centura Health Adventist	Large	-537	-10,236	975,716	646,613	-2,307	1,609,249
	Centura Porter Adventist Hospital	Centura Health Adventist	Large	207,408	-46,335	414,965	343,762	28,627	948,427
	Centura St. Anthony Hospital	Centura Health CHI	Large	166,827	-41,132	2,862,617	1,509,111	-134,338	4,363,085
	Centura St. Anthony North Hospital	Centura Health CHI	Large	4,922	-15,431	148,148	116,490	2,212	256,341
	Children's Hospital Colorado	Childrens	Large	131,167	1,098,764	958,796	587,427	544,161	3,320,315
	Denver Health Medical Center		Large	861,604	736,440	6,633,829	27,899,335	2,154,758	38,285,965
	Lutheran Medical Center	SCL Health	Large	325,063	166,774	894,401	1,116,247	169,461	2,671,947
	National Jewish Health		Medium	672,478	19,922	1,162,269	214,637	14,472	2,083,778
	North Suburban Medical Center	HealthONE	Large	136,532	2,026	665,573	1,112,782	17,177	1,934,090
	OrthoColorado Hospital	Centura Health CHI	Medium	3,132	-3	358,833	4,424	0	366,386
	Platte Valley Medical Center	SCL Health	Large	37,519	32,246	1,119,660	886,055	267,845	2,343,324
	Presbyterian/St. Luke's Medical Center	HealthONE	Large	92,927	1,571	276,124	329,536	12,447	712,605
	Rose Medical Center	HealthONE	Large	175,910	2,815	929,455	678,959	53,693	1,840,833
	Sky Ridge Medical Center	HealthONE	Large	68,811	1,043	539,977	229,718	36,404	875,953
	St. Joseph Hospital	SCL Health	Large	249,558	174,163	740,931	649,696	6,670	1,821,018
	Swedish Medical Center	HealthONE	Large	309,026	3,582	1,212,383	1,502,724	59,056	3,086,771
	The Medical Center of Aurora	HealthONE	Large	216,369	2,194	1,020,949	1,315,659	29,405	2,584,576
	UCHealth Highlands Ranch	UCHealth	Medium	34,633	37,885	564,576	551,120	8,045	1,196,259
	University of Colorado Hospital	UCHealth	Large	1,719,335	239,383	5,408,951	11,698,975	218,772	19,285,416
	Total			5,526,913	2,349,177	27,982,268	52,599,328	3,480,453	91,938,139
East	Arkansas Valley Regional Medical Center		Small	0	0	0	2,175,808	0	2,175,808
	Centura St. Thomas More Hospital	Centura Health CHI	Small	12,488	15,974	25,706	22,735	-3,413	73,490
	East Morgan County Hospital	Banner Health	Small	81,957	31,604	280,920	131,375	15,154	541,009
	Haxtun Hospital District		Small	0	0	1,513	44,668	0	46,181
	Heart of the Rockies Regional Medical Ce..		Small	0	0	0	0	1,447,561	1,447,561
	Keefe Memorial Health Service District		Small	389	4	5,949	52,743	26,626	85,711
	Kit Carson County Health Service District		Small	0	0	0	517,375	0	517,375
	Lincoln Community Hospital		Small	246,123	100,964	138,253	960,496	25,996	1,471,832
	Melissa Memorial Hospital		Small	0	0	0	366,719	0	366,719
	Mt. San Rafael Hospital		Small	0	0	0	0	1,276,253	1,276,253
	Prowers Medical Center		Small	0	0	0	0	853,999	853,999
	Rio Grande Hospital		Small	0	0	0	524,767	0	524,767
	San Luis Valley Health Conejos County Ho..	San Luis Valley	Small	0	0	145,106	145,107	0	290,213
	San Luis Valley Health Regional Medical C..	San Luis Valley	Medium	20,274	3,046	1,007,966	1,004,085	0	2,035,371
	Sedgwick County Health Center		Small	0	0	0	0	485,347	485,347
	Southeast Colorado Hospital District		Small	19,703	0	0	9,102	0	28,805
	Spanish Peaks Regional Health Center		Small	-20,321	-8,287	-5,256	-5	-516	-34,384
	Sterling Regional MedCenter	Banner Health	Small	51,938	6,503	411,755	7,262	44,806	522,264
	Weisbrod Memorial County Hospital		Small	0	0	0	72,183	0	72,183
	Wray Community District Hospital		Small	47,717	1,687	951	383,762	0	434,118
	Yuma District Hospital		Small	0	0	0	0	603,278	603,278
	Total			460,269	151,495	2,012,863	6,418,181	4,775,090	13,817,898
Ft. Collins	Banner Fort Collins Medical Center	Banner Health	Small	-11,748	-28,749	-19,765	251,063	20,393	211,193
	Estes Park Health		Small	0	0	0	556,547	0	556,547
	McKee Medical Center	Banner Health	Large	91,207	29,670	10,247	151,974	674	283,772
	Medical Center of the Rockies	UCHealth	Large	409,291	74,147	2,455,302	3,874,960	63,745	6,877,445
	Poudre Valley Hospital	UCHealth	Large	541,310	115,032	2,182,651	4,004,740	74,643	6,918,377
	Total			1,030,060	190,101	4,628,434	8,839,284	159,455	14,847,335
Grand Junction	Colorado Canyons Hospital and Medical C..		Small	216,127	10,202	185,052	369,325	27,017	807,723
	St. Mary's Hospital & Medical Center, Inc.	SCL Health	Large	213,772	-107,433	142,452	1,218,960	435,609	1,903,360
	Total			429,899	-97,232	327,504	1,588,286	462,626	2,711,083
Greeley	Longs Peak Hospital	UCHealth	Medium	113,938	9,623	790,956	1,443,178	7,347	2,365,042
	North Colorado Medical Center	Banner Health	Large	208,184	-464,283	591,320	846,563	14,264	1,196,048
	UCHealth Greeley	UCHealth	Medium	285,384	26,917	981,444	1,840,710	57,208	3,191,663
	Total			607,506	-427,742	2,363,719	4,130,452	78,819	6,752,753
Pueblo	Centura St. Mary-Corwin Hospital	Centura Health CHI	Large	-1,218	726	-2,594	-4,462	-1,174	-8,722
	Parkview Medical Center		Large	0	0	0	0	5,898,086	5,898,086
	Total			-1,218	726	-2,594	-4,462	5,896,912	5,889,364
West	Animas Surgical Hospital		Small	18,662	4,008	143,826	108,645	4,014	279,155
	Aspen Valley Hospital		Small	19,178	14,803	730,070	1,472,247	67,679	2,303,978
	Centura Mercy Hospital	Centura Health CHI	Medium	71,153	52,659	754,223	467,725	345	1,346,104
	Centura St. Anthony Summit Hospital	Centura Health CHI	Medium	35,728	-36,117	1,181,769	993,308	-15,089	2,159,599
	Delta Health		Medium	0	0	0	0	385,136	385,136
	Grand River Hospital District		Small	0	0	0	0	3,142,717	3,142,717
	Gunnison Valley Health		Small	22,831	11,415	479,449	627,851	0	1,141,546
	Memorial Regional Health		Small	932,004	439,797	806,674	68,362	31,902	2,278,739
	Middle Park Medical Center - Kremmling		Small	0	0	0	517,375	0	517,375
	Montrose Memorial Hospital		Medium	0	0	0	2,446,787	0	2,446,787
	Pagosa Springs Medical Center		Small	0	0	0	1,192,557	0	1,192,557
	Pioneers Medical Center		Small	818,700	70,357	356,167	110,991	300,374	1,656,589
	Rangely District Hospital		Small	0	0	0	0	426,972	426,972
	Southwest Health System, Inc.		Small	53,345	59,896	271,404	930,636	556,473	1,871,755
	Vail Health Hospital		Medium	-6,047	-44,355	-541,277	4,998,025	28,828	4,435,175
	Valley View Hospital		Medium	82,229	8,223	283,688	3,371,370	365,916	4,111,426
	Yampa Valley Medical Center	UCHealth	Medium	79,074	27,895	957,041	1,242,175	18,624	2,324,808
	Total			2,126,857	608,582	5,423,035	18,548,053	5,313,889	32,020,417
	Grand Total			11,622,498	3,129,088	48,791,091	104,591,948	20,903,053	189,037,679

Hospital Expenditure Report Detailed Data by Hospital

Bad Debt Charges by Payer

DOI Region	Hospital Name	System	Peer Group	Medicare	Medicaid	Commercial	Self Pay	CICP/Other	Total
Boulder	Boulder Community Health		Large	322,435	501,101	2,959,984	5,697,225	291,278	9,772,023
	Centura Arvita Adventist Hospital	Centura Health Adventist	Large	9,084	701,108	861,473	42,540	1,541,404	
	Centura Longmont United Hospital	Centura Health CHI	Large	-68,040	90,828	-211,582	-470,612	-24,746	-684,151
	Good Samaritan Medical Center	SCL Health	Large	457,454	239,857	2,445,629	2,757,514	583,590	6,484,045
	Total			720,934	758,985	5,895,139	8,845,601	892,662	17,113,321
Colorado Springs	Centura Penrose-St. Francis Hospital	Centura Health CHI	Large	1,345,585	-483,200	2,229,317	3,797,281	298,916	7,187,898
	Children's Hospital Colorado Springs	Childrens	Large	818	399,324	141,624	10,009	137,341	689,115
	Grandview Hospital	UCHealth	Small	113,410	33,874	1,227,537	2,096,433	96,179	3,567,433
	Memorial Hospital Central	UCHealth	Large	4,769,551	851,107	20,284,840	47,072,221	2,202,018	75,179,737
	Pikes Peak Regional Hospital	UCHealth	Small	293,771	25,199	695,967	1,221,112	67,290	2,303,339
	Total			6,523,135	826,304	24,579,285	54,197,055	2,801,744	88,927,522
Denver	Broomfield Hospital	UCHealth	Medium	81,427	-1,037	1,398,107	1,763,655	34,692	3,276,844
	Centura Castle Rock Adventist Hospital	Centura Health Adventist	Medium	110,296	-108,538	2,104,649	2,131,966	-89,216	4,149,157
	Centura Littleton Adventist Hospital	Centura Health Adventist	Large	348,715	-164,616	1,258,853	1,294,946	23,526	2,761,423
	Centura Parker Adventist Hospital	Centura Health Adventist	Large	-2,747	-52,382	4,993,361	3,309,128	-11,808	8,235,551
	Centura Porter Adventist Hospital	Centura Health Adventist	Large	907,581	-202,755	1,815,811	1,504,243	125,266	4,150,147
	Centura St. Anthony Hospital	Centura Health CHI	Large	923,866	-227,785	15,852,778	8,357,246	-743,948	24,162,158
	Centura St. Anthony North Hospital	Centura Health CHI	Large	27,468	-86,112	826,748	650,077	12,346	1,430,527
	Children's Hospital Colorado	Childrens	Large	362,111	3,033,339	2,646,934	1,621,701	1,502,257	9,166,342
	Denver Health Medical Center		Large	2,308,673	1,973,295	17,775,389	74,756,457	5,773,689	102,587,503
	Lutheran Medical Center	SCL Health	Large	1,296,043	664,936	3,566,020	4,450,531	675,649	10,653,179
	National Jewish Health		Medium	878,380	26,022	1,518,137	280,355	18,903	2,721,797
	North Suburban Medical Center	HealthONE	Large	1,550,000	23,000	7,556,000	12,633,000	195,000	21,957,000
	OrthoColorado Hospital	Centura Health CHI	Medium	19,734	-18	2,261,235	27,878	0	2,308,829
	Platte Valley Medical Center	SCL Health	Large	123,272	105,946	3,678,732	2,911,204	880,028	7,699,181
	Presbyterian/St. Luke's Medical Center	HealthONE	Large	769,000	13,000	2,285,000	2,727,000	103,000	5,897,000
	Rose Medical Center	HealthONE	Large	1,625,000	26,000	8,586,000	6,272,000	496,000	17,005,000
	Sky Ridge Medical Center	HealthONE	Large	792,000	12,000	6,215,000	2,644,000	419,000	10,082,000
	St. Joseph Hospital	SCL Health	Large	1,267,364	884,476	3,762,775	3,299,447	33,876	9,247,938
	Swedish Medical Center	HealthONE	Large	3,192,000	37,000	12,523,000	15,522,000	610,000	31,884,000
	The Medical Center of Aurora	HealthONE	Large	1,972,000	20,000	9,305,000	11,991,000	268,000	23,556,000
	UCHealth Highlands Ranch	UCHealth	Medium	118,981	130,155	1,939,591	1,893,364	27,638	4,109,729
	University of Colorado Hospital	UCHealth	Large	8,525,645	1,187,028	26,821,301	58,011,572	1,084,822	95,630,368
	Total			27,196,807	7,292,955	138,690,420	218,052,771	11,438,718	402,671,671
East	Arkansas Valley Regional Medical Center		Small				4,270,735		4,270,735
	Centura St. Thomas More Hospital	Centura Health CHI	Small	45,574	58,293	93,809	82,970	-12,456	268,190
	East Morgan County Hospital	Banner Health	Small	145,386	56,063	498,335	233,052	26,882	959,718
	Haxtun Hospital District		Small	0	0	2,005	59,179	0	61,184
	Heart of the Rockies Regional Medical Ce..		Small					3,280,587	3,280,587
	Keefe Memorial Health Service District		Small	415	4	6,343	56,231	28,387	91,380
	Kit Carson County Health Service District		Small				765,146		765,146
	Lincoln Community Hospital		Small	325,484	133,520	182,831	1,270,199	34,378	1,946,411
	Melissa Memorial Hospital		Small				518,852		518,852
	Mt. San Rafael Hospital		Small					2,935,649	2,935,649
	Prowers Medical Center		Small	0	0	0	0	1,364,845	1,364,845
	Rio Grande Hospital		Small				995,228		995,228
	San Luis Valley Health Conejos County Ho..	San Luis Valley	Small			283,360	283,361		566,721
	San Luis Valley Health Regional Medical C..	San Luis Valley	Medium	48,291	7,255	2,400,930	2,391,684		4,848,161
	Sedgwick County Health Center		Small					792,922	792,922
	Southeast Colorado Hospital District		Small	27,656	0	0	12,775	0	40,431
	Spanish Peaks Regional Health Center		Small	-34,440	-14,044	-8,908	-8	-875	-58,275
	Sterling Regional MedCenter	Banner Health	Small	122,037	15,280	967,491	17,064	105,279	1,227,151
	Weisbrod Memorial County Hospital		Small				63,693		63,693
	Wray Community District Hospital		Small	78,790	2,785	1,571	633,660		716,806
	Yuma District Hospital		Small					963,645	963,645
	Total			759,193	259,156	4,427,767	11,653,821	9,519,243	26,619,179
Ft. Collins	Banner Fort Collins Medical Center	Banner Health	Small	-29,280	-71,652	-49,262	625,731	50,825	526,362
	Estes Park Health		Small				881,071		881,071
	McKee Medical Center	Banner Health	Large	261,410	85,039	29,368	435,576	1,932	813,325
	Medical Center of the Rockies	UCHealth	Large	1,530,701	277,302	9,182,539	14,491,891	238,400	25,720,833
	Poudre Valley Hospital	UCHealth	Large	1,917,021	407,381	7,729,743	14,182,574	264,343	24,501,062
	Total			3,679,852	698,070	16,892,388	30,616,843	555,500	52,442,653
Grand Junction	Colorado Canyons Hospital and Medical C..		Small	558,748	26,374	478,411	954,808	69,846	2,088,187
	St. Mary's Hospital & Medical Center, Inc.	SCL Health	Large	730,488	-367,114	486,777	4,165,356	1,488,536	6,504,043
	Total			1,289,236	-340,740	965,188	5,120,164	1,558,382	8,592,231
Greeley	Longs Peak Hospital	UCHealth	Medium	521,202	44,021	3,618,173	6,601,717	33,608	10,818,721
	North Colorado Medical Center	Banner Health	Large	617,415	-1,376,932	1,753,688	2,510,669	42,303	3,547,143
	UCHealth Greeley	UCHealth	Medium	913,881	86,197	3,142,862	5,894,479	183,195	10,220,614
	Total			2,052,498	-1,246,714	8,514,723	15,006,865	259,106	24,586,478
Pueblo	Centura St. Mary-Corwin Hospital	Centura Health CHI	Large	-5,465	3,254	-11,634	-20,010	-5,263	-39,118
	Parkview Medical Center		Large					32,252,643	32,252,643
	Total			-5,465	3,254	-11,634	-20,010	32,247,380	32,213,525
West	Animas Surgical Hospital		Small	78,924	16,952	608,265	459,477	16,977	1,180,595
	Aspen Valley Hospital		Small	30,832	23,799	1,173,720	2,366,903	108,806	3,704,060
	Centura Mercy Hospital	Centura Health CHI	Medium	277,250	205,189	2,938,862	1,822,509	1,343	5,245,154
	Centura St. Anthony Summit Hospital	Centura Health CHI	Medium	126,297	-127,670	4,177,465	3,511,267	-53,339	7,634,020
	Delta Health		Medium					1,533,012	1,533,012
	Grand River Hospital District		Small					4,753,806	4,753,806
	Gunnison Valley Health		Small	44,893	22,446	942,750	1,234,554		2,244,643
	Memorial Regional Health		Small	1,793,613	846,375	1,552,418	131,561	61,395	4,385,362
	Middle Park Medical Center - Kremmling		Small				765,146		765,146
	Montrose Memorial Hospital		Medium				7,215,213		7,215,213
	Pagosa Springs Medical Center		Small				2,499,020		2,499,020
	Pioneers Medical Center		Small	1,266,210	108,815	550,851	171,660	464,561	2,562,097
	Rangely District Hospital		Small					301,221	301,221
	Southwest Health System, Inc.		Small	112,426	126,233	571,992	1,961,342	1,172,781	3,944,774
	Vail Health Hospital		Medium	-10,876	-79,782	-973,610	8,990,091	51,854	7,977,676
	Valley View Hospital		Medium	194,786	19,479	672,011	7,986,218	866,795	9,739,289
	Yampa Valley Medical Center	UCHealth	Medium	156,025	55,041	1,888,385	2,450,997	36,747	4,587,195
	Total			4,070,380	1,216,876	14,103,110	41,565,958	9,315,959	70,272,283
	Grand Total			46,286,571	9,468,146	214,056,385	385,039,068	68,588,693	723,438,863

Hospital Expenditure Report Detailed Data by Hospital

Charity Care Costs by Payer

DOI Region	Hospital Name	System	Peer Group	Medicare	Medicaid	Commercial	Self Pay	CICP/Other	Total
Boulder	Boulder Community Health		Large	15,624	8,351	267,639	974,771	0	1,266,385
	Centura Avista Adventist Hospital	Centura Health Adventist	Large	52,341	24,071	444,813	2,788,799	16,928	3,326,951
	Centura Longmont United Hospital	Centura Health CHI	Large	34,238	-10,220	758,251	3,820,256	301,033	4,903,558
	Good Samaritan Medical Center	SCL Health	Large	68,856	114,900	228,790	1,098,812	25,947	1,537,306
	Total			171,059	137,101	1,699,493	8,682,638	343,908	11,034,199
Colorado Springs	Centura Penrose-St. Francis Hospital	Centura Health CHI	Large	277,089	-1,050	2,455,717	9,393,591	734,787	12,860,134
	Children's Hospital Colorado Springs	Childrens	Large	0	44,629	0	12,769	285,958	343,355
	Grandview Hospital	UCHealth	Small	997	-8,099	19,851	147,718	51,702	212,169
	Memorial Hospital Central	UCHealth	Large	81,747	4,503	446,047	3,844,837	2,428,163	6,805,296
	Pikes Peak Regional Hospital	UCHealth	Small	8,692	0	10,940	67,373	56,785	143,790
	Total			368,525	39,983	2,932,555	13,466,287	3,557,395	20,364,745
Denver	Broomfield Hospital	UCHealth	Medium	724	0	29,186	191,166	12,724	233,799
	Centura Castle Rock Adventist Hospital	Centura Health Adventist	Medium	8,012	4,042	563,621	1,502,404	23,784	2,101,863
	Centura Littleton Adventist Hospital	Centura Health Adventist	Large	73,934	-2,544	1,406,669	3,756,395	10,028	5,244,483
	Centura Parker Adventist Hospital	Centura Health Adventist	Large	62,082	28,525	1,813,062	4,044,436	63,669	6,011,775
	Centura Porter Adventist Hospital	Centura Health Adventist	Large	191,671	68,025	1,018,435	3,978,304	115,462	5,371,896
	Centura St. Anthony Hospital	Centura Health CHI	Large	225,033	103,139	2,752,998	8,576,955	73,433	11,731,558
	Centura St. Anthony North Hospital	Centura Health CHI	Large	60,076	55,984	1,578,730	7,047,453	25,374	8,767,617
	Children's Hospital Colorado	Childrens	Large	0	470,898	0	208,783	10,527,494	11,207,175
	Denver Health Medical Center		Large	0	0	0	59,044,784	20,456,633	79,501,417
	Lutheran Medical Center	SCL Health	Large	174,520	488,254	354,594	4,147,921	59,084	5,224,374
	National Jewish Health		Medium	0	0	217,600	122,069	0	339,669
	North Suburban Medical Center	HealthONE	Large	24,488	118,387	256,152	2,570,331	14,094	2,983,451
	OrthoColorado Hospital	Centura Health CHI	Medium	2,421	0	70,436	19,954	0	92,811
	Platte Valley Medical Center	SCL Health	Large	41,688	217,932	302,396	2,193,927	405,820	3,161,763
	Presbyterian/St. Luke's Medical Center	HealthONE	Large	28,760	415,213	220,899	1,768,159	7,976	2,441,007
	Rose Medical Center	HealthONE	Large	12,449	144,733	329,845	1,067,585	15,588	1,570,201
	Sky Ridge Medical Center	HealthONE	Large	7,646	207,302	460,653	2,320,728	5,387	3,001,715
	St. Joseph Hospital	SCL Health	Large	160,670	979,100	663,286	14,489,184	13,195	16,305,435
	Swedish Medical Center	HealthONE	Large	33,788	755,138	473,704	3,961,569	41,629	5,265,827
	The Medical Center of Aurora	HealthONE	Large	28,747	425,716	477,174	4,211,073	-5,376	5,137,333
	UCHealth Highlands Ranch	UCHealth	Medium	3,450	0	53,964	405,217	343,516	806,147
	University of Colorado Hospital	UCHealth	Large	203,981	63,960	568,195	9,241,287	9,117,617	19,195,039
	Total			1,344,139	4,543,804	13,611,599	134,869,686	41,327,131	195,696,358
East	Arkansas Valley Regional Medical Center		Small	0	0	0	177,096	0	177,096
	Centura St. Thomas More Hospital	Centura Health CHI	Small	216,861	44,597	566,177	906,778	53,822	1,788,235
	East Morgan County Hospital	Banner Health	Small	10,032	6,995	29,400	597,044	1,308	644,779
	Haxtun Hospital District		Small	0	0	0	77,862	0	77,862
	Heart of the Rockies Regional Medical Ce..		Small	82,374	55,335	59,545	163,388	14,380	375,022
	Keefe Memorial Health Service District		Small	4,995	0	0	1,764	0	6,759
	Kit Carson County Health Service District		Small	0	0	0	89,450	0	89,450
	Lincoln Community Hospital		Small	0	0	0	0	0	0
	Melissa Memorial Hospital		Small	0	0	0	5,878	0	5,878
	Mt. San Rafael Hospital		Small	0	0	0	0	0	0
	Prowers Medical Center		Small	0	0	0	0	254,728	254,728
	Rio Grande Hospital		Small	0	0	0	153,087	0	153,087
	San Luis Valley Health Conejos County Ho..	San Luis Valley	Small	0	0	0	0	0	0
	San Luis Valley Health Regional Medical C..	San Luis Valley	Medium	0	0	0	0	0	0
	Sedgwick County Health Center		Small	0	0	0	0	51,445	51,445
	Southeast Colorado Hospital District		Small	0	0	0	67,617	21,743	89,360
	Spanish Peaks Regional Health Center		Small	0	0	0	0	0	0
	Sterling Regional MedCenter	Banner Health	Small	19,913	1,602	77,556	874,115	-3,270	969,915
	Weisbrod Memorial County Hospital		Small	0	0	0	5,343	0	5,343
	Wray Community District Hospital		Small	0	0	0	32,577	0	32,577
	Yuma District Hospital		Small	0	0	0	0	0	0
	Total			334,174	108,529	732,676	3,151,999	394,155	4,721,535
Ft. Collins	Banner Fort Collins Medical Center	Banner Health	Small	-3,563	-20,511	31,413	714,894	-9,418	712,815
	Estes Park Health		Small	0	0	0	0	4,681	4,681
	McKee Medical Center	Banner Health	Large	17,064	-4,450	87,607	2,114,067	-29,058	2,185,230
	Medical Center of the Rockies	UCHealth	Large	42,099	-1,562	314,396	2,652,393	1,019,075	4,026,401
	Poudre Valley Hospital	UCHealth	Large	58,371	5,115	263,559	3,116,019	1,969,334	5,412,399
	Total			113,972	-21,407	696,975	8,597,373	2,954,613	12,341,526
Grand Junction	Colorado Canyons Hospital and Medical C..		Small	0	0	9,865	19,696	10,072	39,634
	St. Mary's Hospital & Medical Center, Inc.	SCL Health	Large	218,841	786,590	671,720	5,126,262	2,074,366	8,877,780
	Total			218,841	786,590	681,585	5,145,959	2,084,439	8,917,414
Greeley	Longs Peak Hospital	UCHealth	Medium	4,291	-12	83,159	731,370	313,873	1,132,681
	North Colorado Medical Center	Banner Health	Large	63,398	-445,885	599,630	10,315,079	-6,094	10,526,127
	UCHealth Greeley	UCHealth	Medium	25,416	-8,545	69,676	1,382,750	536,921	2,006,217
	Total			93,104	-454,442	752,464	12,429,199	844,700	13,665,026
Pueblo	Centura St. Mary-Corwin Hospital	Centura Health CHI	Large	111,832	-5,972	606,985	2,147,974	20,928	2,881,747
	Parkview Medical Center		Large	0	0	0	0	1,956,377	1,956,377
	Total			111,832	-5,972	606,985	2,147,974	1,977,304	4,838,123
West	Animas Surgical Hospital		Small	712	2,728	1,903	8,909	0	14,252
	Aspen Valley Hospital		Small	22,527	43,704	261,660	596,840	476,603	1,401,334
	Centura Mercy Hospital	Centura Health CHI	Medium	107,953	46,797	723,388	2,244,369	43,813	3,166,320
	Centura St. Anthony Summit Hospital	Centura Health CHI	Medium	-5,896	10,907	878,632	2,074,848	14,207	2,972,698
	Delta Health		Medium	0	0	0	0	103,342	103,342
	Grand River Hospital District		Small	0	0	0	0	580,983	580,983
	Gunnison Valley Health		Small	0	0	114,948	459,793	0	574,742
	Memorial Regional Health		Small	124,979	58,975	108,172	9,167	4,278	305,572
	Middle Park Medical Center - Kremmling		Small	0	0	0	89,450	0	89,450
	Montrose Memorial Hospital		Medium	0	0	0	0	1,683,842	1,683,842
	Pagosa Springs Medical Center		Small	0	0	0	38,177	0	38,177
	Pioneers Medical Center		Small	25,193	2,165	10,959	0	12,658	50,975
	Rangely District Hospital		Small	0	0	0	0	0	0
	Southwest Health System, Inc.		Small	243,604	135,871	208,997	721,785	194,402	1,504,658
	Vail Health Hospital		Medium	1,146	145,426	163,487	1,211,580	0	1,521,639
	Valley View Hospital		Medium	0	0	0	5,441,842	362,676	5,804,518
	Yampa Valley Medical Center	UCHealth	Medium	7,830	565	165,485	890,908	264,790	1,329,579
	Total			528,048	447,138	2,637,632	13,787,667	3,741,595	21,142,080
	Grand Total			3,283,694	5,581,324	24,351,966	202,278,782	57,225,240	292,721,006

Hospital Expenditure Report Detailed Data by Hospital

Charity Care Charges by Payer

DOI Region	Hospital Name	System	Peer Group	Medicare	Medicaid	Commercial	Self Pay	CICP/Other	Total
Boulder	Boulder Community Health		Large	80,854	43,213	1,385,003	5,044,341	0	6,553,411
	Centura Arvita Adventist Hospital	Centura Health Adventist	Large	230,641	106,069	1,960,079	12,288,906	74,592	14,660,287
	Centura Longmont United Hospital	Centura Health CHI	Large	155,808	-46,510	3,450,561	17,384,776	1,369,905	22,314,540
	Good Samaritan Medical Center	SCL Health	Large	386,257	644,548	1,283,429	6,163,934	145,556	8,623,723
	Total			853,559	747,320	8,079,073	40,881,956	1,590,053	52,151,961
Colorado Springs	Centura Penrose-St. Francis Hospital	Centura Health CHI	Large	1,483,571	-5,623	13,148,242	50,294,550	3,934,149	68,854,889
	Children's Hospital Colorado Springs	Childrens	Large	0	150,000	0	42,916	961,128	1,154,044
	Grandview Hospital	UCHealth	Small	4,391	-35,668	87,425	650,563	227,700	934,411
	Memorial Hospital Central	UCHealth	Large	420,070	23,142	2,292,090	19,757,383	12,477,548	34,970,233
	Pikes Peak Regional Hospital	UCHealth	Small	24,142	0	30,387	187,128	157,721	399,378
	Total			1,932,174	131,851	15,558,144	70,932,540	17,758,245	106,312,954
Denver	Broomfield Hospital	UCHealth	Medium	2,677	0	107,953	707,095	47,063	864,788
	Centura Castle Rock Adventist Hospital	Centura Health Adventist	Medium	35,674	17,999	2,509,704	6,689,940	105,907	9,359,225
	Centura Littleton Adventist Hospital	Centura Health Adventist	Large	382,264	-13,152	7,272,970	19,421,874	51,851	27,115,807
	Centura Parker Adventist Hospital	Centura Health Adventist	Large	317,714	145,983	9,278,591	20,697,951	325,837	30,766,076
	Centura Porter Adventist Hospital	Centura Health Adventist	Large	838,717	297,664	4,456,490	17,408,350	505,240	23,506,460
	Centura St. Anthony Hospital	Centura Health CHI	Large	1,246,203	571,169	15,245,721	47,497,990	406,661	64,967,743
	Centura St. Anthony North Hospital	Centura Health CHI	Large	335,260	312,422	8,810,202	39,328,766	141,601	48,928,251
	Children's Hospital Colorado	Childrens	Large	0	1,300,000	0	576,384	29,063,090	30,939,473
	Denver Health Medical Center		Large				158,210,897	54,813,686	213,024,583
	Lutheran Medical Center	SCL Health	Large	695,821	1,946,693	1,413,784	16,537,961	235,570	20,829,828
	National Jewish Health		Medium			284,225	159,445		443,670
	North Suburban Medical Center	HealthONE	Large	278,000	1,344,000	2,908,000	29,180,000	160,000	33,870,000
	OrthoColorado Hospital	Centura Health CHI	Medium	15,258	0	443,862	125,743	0	584,864
	Platte Valley Medical Center	SCL Health	Large	136,969	716,032	993,546	7,208,326	1,333,355	10,388,228
	Presbyterian/St. Luke's Medical Center	HealthONE	Large	238,000	3,436,000	1,828,000	14,632,000	66,000	20,200,000
	Rose Medical Center	HealthONE	Large	115,000	1,337,000	3,047,000	9,862,000	144,000	14,505,000
	Sky Ridge Medical Center	HealthONE	Large	88,000	2,386,000	5,302,000	26,711,000	62,000	34,549,000
	St. Joseph Hospital	SCL Health	Large	815,954	4,972,303	3,368,460	73,582,497	67,012	82,806,225
	Swedish Medical Center	HealthONE	Large	349,000	7,800,000	4,893,000	40,920,000	430,000	54,392,000
	The Medical Center of Aurora	HealthONE	Large	262,000	3,880,000	4,349,000	38,380,000	-49,000	46,822,000
	UCHealth Highlands Ranch	UCHealth	Medium	11,853	0	185,393	1,392,115	1,180,143	2,769,504
	University of Colorado Hospital	UCHealth	Large	1,011,476	317,159	2,817,504	45,824,661	45,211,420	95,182,220
	Total			7,175,839	30,767,273	79,515,406	615,054,993	134,301,435	866,814,946
East	Arkansas Valley Regional Medical Center		Small				347,608		347,608
	Centura St. Thomas More Hospital	Centura Health CHI	Small	791,403	162,749	2,066,180	3,309,158	196,416	6,525,906
	East Morgan County Hospital	Banner Health	Small	17,796	12,409	52,153	1,059,121	2,320	1,143,799
	Haxtun Hospital District		Small	0	0	0	103,158	0	103,158
	Heart of the Rockies Regional Medical Ce..		Small	186,683	125,406	134,945	370,284	32,590	849,908
	Keefe Memorial Health Service District		Small	5,325	0	0	1,881	0	7,206
	Kit Carson County Health Service District		Small				132,287		132,287
	Lincoln Community Hospital		Small						0
	Melissa Memorial Hospital		Small				8,317		8,317
	Mt. San Rafael Hospital		Small						0
	Prowers Medical Center		Small	0	0	0	0	407,101	407,101
	Rio Grande Hospital		Small				290,331		290,331
	San Luis Valley Health Conejos County Ho..	San Luis Valley	Small						0
	San Luis Valley Health Regional Medical C..	San Luis Valley	Medium						0
	Sedgwick County Health Center		Small					84,047	84,047
	Southeast Colorado Hospital District		Small	0	0	0	94,908	30,518	125,426
	Spanish Peaks Regional Health Center		Small	0	0	0	0	0	0
	Sterling Regional MedCenter	Banner Health	Small	46,789	3,764	182,231	2,053,888	-7,684	2,278,988
	Weisbrod Memorial County Hospital		Small				4,715		4,715
	Wray Community District Hospital		Small				53,790		53,790
	Yuma District Hospital		Small						0
	Total			1,047,996	304,328	2,435,509	7,829,446	745,308	12,362,587
Ft. Collins	Banner Fort Collins Medical Center	Banner Health	Small	-8,880	-51,121	78,292	1,781,749	-23,473	1,776,567
	Estes Park Health		Small					7,410	7,410
	McKee Medical Center	Banner Health	Large	48,908	-12,754	251,093	6,059,171	-83,285	6,263,133
	Medical Center of the Rockies	UCHealth	Large	157,447	-5,840	1,175,803	9,919,635	3,811,220	15,058,265
	Poudre Valley Hospital	UCHealth	Large	206,719	18,116	933,379	11,035,215	6,974,292	19,167,721
	Total			404,194	-51,599	2,438,567	28,795,770	10,686,164	42,273,096
Grand Junction	Colorado Canyons Hospital and Medical C..		Small	0	0	25,503	50,921	26,040	102,464
	St. Mary's Hospital & Medical Center, Inc.	SCL Health	Large	747,809	2,687,887	2,295,361	17,517,148	7,088,397	30,336,602
	Total			747,809	2,687,887	2,320,865	17,568,069	7,114,437	30,439,066
Greeley	Longs Peak Hospital	UCHealth	Medium	19,627	-53	380,403	3,345,603	1,435,790	5,181,370
	North Colorado Medical Center	Banner Health	Large	188,020	-1,322,370	1,778,334	30,591,626	-18,074	31,217,536
	UCHealth Greeley	UCHealth	Medium	81,389	-27,365	223,122	4,427,960	1,719,374	6,424,480
	Total			289,036	-1,349,788	2,381,859	38,365,189	3,137,090	42,823,386
Pueblo	Centura St. Mary-Corwin Hospital	Centura Health CHI	Large	501,539	-26,783	2,722,182	9,633,141	93,855	12,923,934
	Parkview Medical Center		Large					10,698,101	10,698,101
	Total			501,539	-26,783	2,722,182	9,633,141	10,791,956	23,622,036
West	Animas Surgical Hospital		Small	3,012	11,538	8,047	37,678	0	60,275
	Aspen Valley Hospital		Small	36,217	70,262	420,665	959,528	766,225	2,252,897
	Centura Mercy Hospital	Centura Health CHI	Medium	420,644	182,346	2,818,711	8,745,281	170,720	12,337,701
	Centura St. Anthony Summit Hospital	Centura Health CHI	Medium	-20,841	38,557	3,105,898	7,334,429	50,221	10,508,264
	Delta Health		Medium					411,347	411,347
	Grand River Hospital District		Small					878,820	878,820
	Gunnison Valley Health		Small			226,025	904,100		1,130,125
	Memorial Regional Health		Small	240,518	113,496	208,175	17,642	8,233	588,064
	Middle Park Medical Center - Kremmling		Small				132,287		132,287
	Montrose Memorial Hospital		Medium					4,965,400	4,965,400
	Pagosa Springs Medical Center		Small				80,000		80,000
	Pioneers Medical Center		Small	38,963	3,348	16,950	0	19,577	78,838
	Rangely District Hospital		Small					0	0
	Southwest Health System, Inc.		Small	513,402	286,351	440,467	1,521,181	409,707	3,171,108
	Vail Health Hospital		Medium	2,061	261,582	294,069	2,179,304		2,737,016
	Valley View Hospital		Medium				12,890,823	859,120	13,749,943
	Yampa Valley Medical Center	UCHealth	Medium	15,450	1,115	326,527	1,757,895	522,471	2,623,458
	Total			1,249,426	968,595	7,865,534	36,560,148	9,061,840	55,705,543
	Grand Total			14,201,571	34,179,083	123,317,139	865,621,252	195,186,529	1,232,505,574

Hospital Expenditure Report Detailed Data by Hospital

Total Gross Charges by Payer

DOI Region	Hospital Name	System	Peer Group	Medicare	Medicaid	Commercial	Self Pay	CICP/Other	Total
Boulder	Boulder Community Health		Large	945,485,547	214,622,825	746,680,456	17,313,719	68,006,275	2,013,162,112
	Centura Arvita Adventist Hospital	Centura Health Adventist	Large	234,269,219	92,174,439	281,231,238	35,724,279	275,554	650,427,488
	Centura Longmont United Hospital	Centura Health CHI	Large	283,482,691	128,235,880	166,818,405	24,555,846	1,386,937	617,799,455
	Good Samaritan Medical Center	SCL Health	Large	815,843,781	179,432,810	609,806,988	18,638,962	26,763,683	1,653,083,789
	Total			2,279,081,238	614,465,954	1,804,537,087	96,232,806	96,432,449	4,934,472,845
Colorado Springs	Centura Penrose-St. Francis Hospital	Centura Health CHI	Large	1,858,102,867	745,239,309	1,127,323,742	81,648,430	3,990,107	4,178,961,493
	Children's Hospital Colorado Springs	Childrens	Large	621,031	294,951,258	187,165,709	7,259,991	6,298,790	612,880,794
	Grandview Hospital	UCHealth	Small	71,702,103	46,911,998	62,558,765	6,280,169	12,524,100	214,181,139
	Memorial Hospital Central	UCHealth	Large	1,899,305,705	1,137,868,523	1,092,993,466	124,933,054	177,531,239	4,733,956,090
	Pikes Peak Regional Hospital	UCHealth	Small	32,876,439	13,497,574	18,289,100	2,063,340	3,024,174	72,890,461
Denver	Total			3,862,608,145	2,238,468,661	2,488,330,782	222,184,984	203,368,410	9,812,869,977
	Broomfield Hospital	UCHealth	Medium	63,323,342	49,902,540	85,682,667	6,507,011	6,037,676	215,794,238
	Centura Castle Rock Adventist Hospital	Centura Health Adventist	Medium	209,938,107	84,108,798	265,679,355	31,291,843	76,629	611,757,258
	Centura Littleton Adventist Hospital	Centura Health Adventist	Large	768,744,707	188,319,322	524,756,474	37,031,769	15,865	1,539,895,300
	Centura Parker Adventist Hospital	Centura Health Adventist	Large	564,050,001	212,410,817	656,789,585	43,597,668	152	1,528,429,085
East	Centura Porter Adventist Hospital	Centura Health Adventist	Large	676,780,593	273,853,720	522,815,970	29,126,078	536,056	1,529,282,586
	Centura St. Anthony Hospital	Centura Health CHI	Large	1,097,993,548	432,661,915	733,018,680	76,457,052	484,611	2,392,174,188
	Centura St. Anthony North Hospital	Centura Health CHI	Large	478,866,848	291,936,457	379,992,347	53,961,043	41,812	1,224,395,878
	Children's Hospital Colorado	Childrens	Large	14,109,917	1,366,445,983	1,574,951,895	24,214,498	307,421,969	3,418,172,801
	Denver Health Medical Center		Large	658,553,793	1,520,216,501	437,777,991	265,926,146	214,951,430	3,110,397,108
East	Lutheran Medical Center	SCL Health	Large	1,070,329,737	409,297,807	542,240,379	44,855,499	50,923,091	2,122,298,498
	National Jewish Health		Medium	131,782,350	36,875,430	90,806,869	1,396,209	3,565,938	269,395,486
	North Suburban Medical Center	HealthONE	Large	660,058,000	827,295,000	416,846,000	129,847,000	102,166,000	2,142,762,000
	OrthoColorado Hospital	Centura Health CHI	Medium	244,683,398	198,315	204,643,600	1,335,702	0	456,976,348
	Platte Valley Medical Center	SCL Health	Large	161,308,476	123,585,419	153,366,156	19,120,255	21,618,419	482,124,831
East	Presbyterian/St. Luke's Medical Center	HealthONE	Large	1,120,231,000	1,062,925,000	1,565,629,000	152,521,000	159,139,000	4,087,725,000
	Rose Medical Center	HealthONE	Large	1,039,483,000	463,733,000	971,879,000	182,766,000	127,557,000	2,804,603,000
	Sky Ridge Medical Center	HealthONE	Large	2,023,160,000	455,599,000	1,857,165,000	127,287,000	221,514,000	4,741,867,000
	St. Joseph Hospital	SCL Health	Large	1,204,526,800	498,213,827	1,038,231,732	104,651,271	25,053,066	2,874,295,515
	Swedish Medical Center	HealthONE	Large	2,467,236,000	1,207,794,000	1,573,134,000	155,728,000	270,831,000	5,709,177,000
East	The Medical Center of Aurora	HealthONE	Large	1,652,009,000	978,429,000	926,093,000	145,158,000	162,601,000	3,895,691,000
	UCHealth Highlands Ranch	UCHealth	Medium	278,188,191	88,490,713	339,574,222	8,932,991	13,749,078	743,970,804
	University of Colorado Hospital	UCHealth	Large	3,778,378,524	2,310,133,482	3,382,880,872	251,637,951	382,959,364	10,290,754,325
	Total			20,363,735,334	12,882,426,046	18,243,954,794	1,893,349,988	2,071,243,157	56,191,939,252
	Arkansas Valley Regional Medical Center		Small	22,802,463	18,927,818	1,963,016	1,962,178	18,927,937	64,855,213
East	Centura St. Thomas More Hospital	Centura Health CHI	Small	125,425,074	77,275,992	51,564,505	5,297,345	255,547	268,779,965
	East Morgan County Hospital	Banner Health	Small	28,448,555	13,200,694	17,237,350	1,814,329	377,108	63,122,622
	Haxtun Hospital District		Small	7,546,057	2,215,001	4,293,721	474,163	0	14,536,694
	Heart of the Rockies Regional Medical Ce. .		Small	112,703,066	32,367,560	54,961,666	7,028,625	89,663	214,628,601
	Keefe Memorial Health Service District		Small	2,962,656	664,829	4,296,356	0	68,882	8,178,805
East	Kit Carson County Health Service District		Small	11,301,316	6,192,737	10,382,233	1,858,520	0	29,738,964
	Lincoln Community Hospital		Small	13,553,924	5,560,076	7,613,516	1,754,385	1,127,245	29,913,484
	Melissa Memorial Hospital		Small	14,216,068	4,598,752	8,546,677	398,671	183,697	28,544,379
	Mt. San Rafael Hospital		Small	26,293,423	21,884,128	31,898,706	661,969	0	80,738,226
	Prowers Medical Center		Small	20,455,943	16,614,667	9,981,548	1,471,152	1,275,803	52,685,293
East	Rio Grande Hospital		Small	19,355,194	8,809,297	15,464,568	1,681,699	277,945	46,908,042
	San Luis Valley Health Conejos County Ho. .	San Luis Valley	Small	12,503,194	4,076,733	1,892,988	652,245	53,449	19,707,140
	San Luis Valley Health Regional Medical C. .	San Luis Valley	Medium	98,486,906	69,735,431	36,077,682	11,466,466	869,123	223,847,774
	Sedgwick County Health Center		Small	8,964,329	4,443,459	4,215,386	1,907,627	364,026	19,894,827
	Southeast Colorado Hospital District		Small	12,740,134	7,334,971	3,661,278	1,375,644	97,989	25,216,612
East	Spanish Peaks Regional Health Center		Small	13,265,303	6,022,095	3,364,910	865,620	1,025,061	25,983,461
	Sterling Regional MedCenter	Banner Health	Small	56,610,701	28,525,942	30,368,154	2,958,407	6,812,785	127,452,093
	Weisbrod Memorial County Hospital		Small	2,737,450	1,586,623	1,636,398	589,068	58,057	6,607,595
	Wray Community District Hospital		Small	19,940,679	7,726,538	16,545,691	1,447,342	291,312	46,490,727
	Yuma District Hospital		Small	0	0	0	0	31,396,263	31,396,263
East	Total			630,312,434	337,763,343	315,966,349	45,665,455	63,551,893	1,429,226,780
	Banner Fort Collins Medical Center	Banner Health	Small	45,077,698	27,926,566	44,722,232	2,456,111	1,499,350	125,237,261
	Estes Park Health		Small	49,186,840	11,395,877	23,123,789	2,732,781	2,926,968	89,777,612
	McKee Medical Center	Banner Health	Large	201,789,278	71,257,223	103,102,892	6,858,969	4,636,034	396,073,419
	Medical Center of the Rockies	UCHealth	Large	898,039,441	210,070,014	460,521,961	33,499,543	65,279,579	1,681,335,172
East	Poudre Valley Hospital	UCHealth	Large	1,032,495,625	339,626,699	567,333,429	41,578,716	58,366,871	2,056,959,152
	Total			2,226,588,882	660,276,379	1,198,804,303	87,126,120	132,708,802	4,349,382,616
	Colorado Canyons Hospital and Medical C. .		Small	47,798,072	8,630,747	50,562,701	2,463,539	24,979,115	137,461,799
	St. Mary's Hospital & Medical Center, Inc.	SCL Health	Large	741,902,118	309,389,386	296,133,116	35,647,749	144,868,580	1,534,163,510
	Total			789,700,190	318,020,133	346,695,817	38,111,288	169,847,695	1,671,625,309
Greeley	Longs Peak Hospital	UCHealth	Medium	262,026,258	138,409,850	222,649,489	19,473,676	18,609,187	666,252,336
	North Colorado Medical Center	Banner Health	Large	459,780,290	288,499,055	245,979,969	38,994,229	19,998,550	1,074,647,824
	UCHealth Greeley	UCHealth	Medium	244,269,089	93,879,823	132,651,407	14,014,573	15,422,638	503,630,187
	Total			966,075,637	520,788,728	601,280,865	72,482,478	54,030,375	2,244,530,347
	Centura St. Mary-Corwin Hospital	Centura Health CHI	Large	306,959,479	172,249,090	114,505,813	11,073,339	49,473	635,057,779
Pueblo	Parkview Medical Center		Large	1,394,546,111	689,267,900	520,647,736	34,284,385	27,050,445	2,689,292,593
	Total			1,701,505,591	861,516,990	635,153,549	45,357,724	27,099,918	3,324,350,372
West	Animas Surgical Hospital		Small	65,378,893	14,762,448	46,164,076	14,370,512	4,800,345	149,775,313
	Aspen Valley Hospital		Small	52,695,263	12,054,127	84,143,779	5,363,776	5,566,684	160,937,258
	Centura Mercy Hospital	Centura Health CHI	Medium	380,114,872	166,359,873	243,304,280	20,861,384	3,983,496	851,728,955
	Centura St. Anthony Summit Hospital	Centura Health CHI	Medium	55,397,294	46,168,748	168,216,857	24,163,426	71,257	300,262,374
	Delta Health		Medium	121,345,719	42,238,801	56,635,179	4,337,677	1,794,309	227,217,282
West	Grand River Hospital District		Small	55,433,154	36,431,376	50,951,065	9,354,094	2,064,337	154,234,026
	Gunnison Valley Health		Small	38,398,871	15,405,489	52,930,129	5,012,952	0	111,747,441
	Memorial Regional Health		Small	49,813,578	23,573,644	43,149,581	3,643,814	1,663,537	121,844,154
	Middle Park Medical Center - Kremmling		Small	11,301,316	6,192,737	10,382,233	1,858,520	0	29,738,964
	Montrose Memorial Hospital		Medium	199,006,043	70,373,117	82,546,983	8,402,328	26,000,031	386,328,502
West	Pagosa Springs Medical Center		Small	33,455,596	12,571,723	16,877,134	2,522,342	1,254,668	69,928,850
	Pioneers Medical Center		Small	30,333,357	8,602,764	17,340,997	1,786,490	1,192,053	61,299,766
	Rangely District Hospital		Small	4,108,555	2,962,019	3,148,179	718,466	319,978	11,771,503
	Southwest Health System, Inc.		Small	61,671,083	42,091,728	27,446,700	3,985,781	4,566,486	144,440,115
	Vail Health Hospital		Medium	148,916,318	30,043,289	192,119,191	16,358,281	6,995,498	397,383,861
West	Valley View Hospital		Medium	256,171,505	101,050,308	215,628,505	27,056,612	16,054,088	626,232,503
	Yampa Valley Medical Center	UCHealth	Medium	71,753,126	26,848,405	88,397,028	7,348,216	7,615,183	203,225,177
	Total			1,635,294,543	657,730,595	1,399,381,896	157,144,669	83,941,951	4,008,096,043
	Grand Total			34,454,901,995	19,091,456,831	27,034,105,442	2,657,655,512	2,902,224,649	87,966,493,541

Hospital Expenditure Report Detailed Data by Hospital

Contractual Allowances by Payer

DOI Region	Hospital Name	System	Peer Group	Medicare	Medicaid	Commercial	Self Pay	CICP/Other	Total
Boulder	Boulder Community Health		Large	831,808,766	196,915,076	556,031,657	6,147,892	52,984,753	1,643,888,144
	Centura Arvista Adventist Hospital	Centura Health Adventist	Large	196,757,460	64,120,685	178,541,254	19,180,677	5,968,342	464,568,417
	Centura Longmont United Hospital	Centura Health CHI	Large	244,507,599	99,874,916	106,888,774	2,666,708	11,317,197	465,255,194
	Good Samaritan Medical Center	SCL Health	Large	702,180,993	140,478,868	425,525,149	8,404,333	21,576,627	1,298,165,970
	Total			1,975,254,818	501,389,545	1,266,986,834	36,399,609	91,846,918	3,871,877,725
Colorado Springs	Centura Penrose-St. Francis Hospital	Centura Health CHI	Large	1,563,946,046	600,981,025	762,168,732	16,306,841	306,524,951	3,249,927,594
	Children's Hospital Colorado Springs	Childrens	Large	498,914	243,002,896	86,374,281	6,104,255	83,886,243	419,866,590
	Grandview Hospital	UCHealth	Small	60,587,650	41,024,552	38,690,631	3,421,235	22,833,175	166,557,243
	Memorial Hospital Central	UCHealth	Large	1,579,418,548	979,870,457	620,343,765	64,382,050	387,454,065	3,631,468,885
	Pikes Peak Regional Hospital	UCHealth	Small	23,810,292	8,572,297	7,685,934	605,314	3,792,216	44,466,053
Denver	Total			3,228,261,450	1,873,451,227	1,515,263,343	90,819,694	804,490,650	7,512,286,365
	Broomfield Hospital	UCHealth	Medium	52,610,438	42,574,066	53,068,549	3,171,054	8,866,017	160,290,124
	Centura Castle Rock Adventist Hospital	Centura Health Adventist	Medium	178,373,174	69,186,364	168,607,371	18,468,701	17,910,071	452,545,681
	Centura Littleton Adventist Hospital	Centura Health Adventist	Large	664,197,410	154,276,801	340,763,891	12,868,587	18,110,172	1,190,216,862
	Centura Parker Adventist Hospital	Centura Health Adventist	Large	482,667,395	175,063,341	412,879,178	13,158,526	44,361,385	1,128,129,825
East	Centura Porter Adventist Hospital	Centura Health Adventist	Large	571,790,786	230,047,987	347,028,533	6,948,288	22,117,027	1,277,932,621
	Centura St. Anthony Hospital	Centura Health CHI	Large	941,282,846	372,760,855	442,633,232	14,390,258	45,860,235	1,816,927,426
	Centura St. Anthony North Hospital	Centura Health CHI	Large	411,653,961	251,004,193	245,639,048	3,544,053	16,812,461	928,653,716
	Children's Hospital Colorado	Childrens	Large	12,203,664	1,078,099,170	732,760,958	18,381,364	321,305,357	2,162,750,514
	Denver Health Medical Center		Large	506,877,987	1,062,878,345	194,007,189	-45,702,438	86,563,745	1,804,624,828
East	Lutheran Medical Center	SCL Health	Large	925,183,949	328,650,603	356,028,503	20,112,725	43,724,134	1,673,699,914
	National Jewish Health		Medium	95,353,019	35,970,353	33,385,884	736,274	6,161,539	171,607,069
	North Suburban Medical Center	HealthONE	Large	617,574,000	763,363,000	309,348,000	8,049,000	97,459,000	1,795,793,000
	OrthoColorado Hospital	Centura Health CHI	Medium	205,263,722	178,673	125,959,178	794,495	5,050,827	337,246,895
	Platte Valley Medical Center	SCL Health	Large	128,246,735	92,392,070	66,443,429	8,227,096	16,590,542	311,899,872
East	Presbyterian/St. Luke's Medical Center	HealthONE	Large	1,022,859,000	953,979,000	1,151,256,000	113,439,000	147,320,000	3,388,853,000
	Rose Medical Center	HealthONE	Large	948,033,000	425,164,000	736,534,000	134,489,000	126,873,000	2,371,093,000
	Sky Ridge Medical Center	HealthONE	Large	1,873,675,000	411,610,000	1,487,625,000	76,960,000	241,678,000	4,091,548,000
	St. Joseph Hospital	SCL Health	Large	1,008,549,666	401,893,647	712,047,026	24,494,468	22,892,943	2,169,877,750
	Swedish Medical Center	HealthONE	Large	2,254,610,000	1,093,597,000	1,178,946,000	36,441,000	263,236,000	4,826,830,000
East	The Medical Center of Aurora	HealthONE	Large	1,490,692,000	886,590,000	693,929,000	20,410,000	169,764,000	3,261,385,000
	UCHealth Highlands Ranch	UCHealth	Medium	227,610,778	71,638,337	235,671,202	5,864,113	19,871,861	560,656,291
	University of Colorado Hospital	UCHealth	Large	3,113,342,170	1,958,462,493	2,124,952,646	152,679,624	408,879,972	7,758,316,905
	Total			17,732,650,700	10,859,380,297	12,149,513,819	647,925,187	2,151,408,288	43,540,878,291
	Arkansas Valley Regional Medical Center		Small	14,395,042	8,243,918	769,488	1,738,239	7,192,459	32,339,146
East	Centura St. Thomas More Hospital	Centura Health CHI	Small	95,058,661	50,647,543	14,717,664	655,631	6,514,942	167,594,442
	East Morgan County Hospital	Banner Health	Small	12,828,547	8,066,277	4,312,789	-117,001	-3,314,660	21,775,952
	Haxtun Hospital District		Small	1,292,962	-784,596	781,432	-80,354	1,621	1,211,065
	Heart of the Rockies Regional Medical Ce. .		Small	71,730,274	18,962,659	13,801,728	450,159	4,580,058	109,524,878
	Keefe Memorial Health Service District		Small	825,229	272,494	818,469	0	56,593	1,972,786
East	Kit Carson County Health Service District		Small	3,950,958	-101,828	2,919,146	0	0	6,768,276
	Lincoln Community Hospital		Small	2,950,803	577,350	3,340,498	0	68,396	6,937,047
	Melissa Memorial Hospital		Small	6,002,346	971,105	2,407,328	0	128,067	9,508,846
	Mt. San Rafael Hospital		Small	14,549,206	16,308,208	16,603,559	0	537,821	47,998,794
	Prowers Medical Center		Small	7,918,566	5,307,550	2,860,680	0	1,378,244	17,465,040
East	Rio Grande Hospital		Small	10,076,778	2,900,562	6,360,681	104,960	561,425	20,004,406
	San Luis Valley Health Conejos County Ho. .	San Luis Valley	Small	5,910,639	453,083	57,436	355,564	-220,820	6,555,902
	San Luis Valley Health Regional Medical C. .	San Luis Valley	Medium	65,414,654	48,502,932	7,843,554	2,802,216	2,480,072	127,043,428
	Sedgwick County Health Center		Small	4,187,294	509,673	1,584,173	174,023	226,684	6,681,847
	Southeast Colorado Hospital District		Small	4,846,393	-251,502	1,155,679	217,036	651,266	6,618,872
East	Spanish Peaks Regional Health Center		Small	5,273,219	2,150,379	1,363,989	1,255	133,948	8,922,790
	Sterling Regional MedCenter	Banner Health	Small	36,116,615	21,900,437	6,291,954	-13,255	-1,837,355	62,458,396
	Weisbrod Memorial County Hospital		Small	-2,071,600	567,581	475,509	61,389	34,461	-932,660
	Wray Community District Hospital		Small	9,102,641	2,239,512	4,890,053	113,705	724,835	17,070,746
	Yuma District Hospital		Small	0	0	0	0	10,465,302	10,465,302
East	Total			370,359,228	187,443,338	93,355,808	6,463,567	30,363,359	687,985,300
	Banner Fort Collins Medical Center	Banner Health	Small	33,867,232	23,084,719	18,097,475	-278,119	-1,141,245	73,630,062
	Estes Park Health		Small	24,179,818	8,407,245	5,433,041	895,975	-1,656,838	37,259,241
	McKee Medical Center	Banner Health	Large	156,352,156	62,449,897	40,045,326	-540,400	-2,074,253	256,232,726
	Medical Center of the Rockies	UCHealth	Large	722,575,626	176,154,742	157,350,720	8,397,540	55,199,893	1,119,678,521
East	Poudre Valley Hospital	UCHealth	Large	792,192,251	268,752,108	222,236,675	9,713,322	48,581,629	1,341,475,985
	Total			1,729,167,083	538,848,711	443,163,237	18,188,318	98,909,186	2,828,276,535
	Colorado Canyons Hospital and Medical C. .		Small	28,162,319	5,452,717	25,582,779	559,406	11,583,001	71,340,222
	St. Mary's Hospital & Medical Center, Inc.	SCL Health	Large	580,291,325	228,470,463	90,034,359	9,774,643	104,252,588	1,012,823,378
	Total			608,453,644	233,923,180	115,617,138	10,334,049	115,835,589	1,084,163,600
Greeley	Longs Peak Hospital	UCHealth	Medium	222,038,630	116,388,192	138,776,013	11,777,983	15,696,193	504,677,011
	North Colorado Medical Center	Banner Health	Large	361,336,299	253,782,881	101,720,192	-3,982,036	-3,961,826	708,895,510
	UCHealth Greeley	UCHealth	Medium	200,333,427	75,523,601	56,092,455	3,313,258	10,517,766	345,780,507
	Total			783,708,356	445,694,674	296,588,660	11,109,205	22,252,133	1,559,353,028
	Centura St. Mary-Corwin Hospital	Centura Health CHI	Large	262,568,894	135,686,362	68,543,803	482,913	25,252,383	492,534,355
Pueblo	Parkview Medical Center		Large	1,193,269,143	549,797,311	335,954,724	28,151,480	31,187,339	2,138,359,997
	Total			1,455,838,038	685,483,673	404,498,527	28,634,393	56,439,722	2,630,894,353
West	Animas Surgical Hospital		Small	53,553,958	12,118,722	25,704,479	7,952,752	6,953,079	106,282,990
	Aspen Valley Hospital		Small	23,266,902	7,059,233	13,986,448	10,522	3,496,910	47,820,015
	Centura Mercy Hospital	Centura Health CHI	Medium	307,667,171	119,131,154	108,391,788	6,764,588	32,392,207	574,346,908
	Centura St. Anthony Summit Hospital	Centura Health CHI	Medium	48,341,745	34,576,377	59,361,283	9,826,632	5,625,018	157,731,415
	Delta Health		Medium	49,626,905	21,592,456	62,858,201	0	1,425,384	135,502,946
West	Grand River Hospital District		Small	28,039,787	18,160,406	19,380,868	1,830,526	210,573	67,622,160
	Gunnison Valley Health		Small	20,841,704	11,251,615	13,561,852	781,323	0	46,436,494
	Memorial Regional Health		Small	27,893,628	8,930,367	14,959,635	0	1,401	51,785,031
	Middle Park Medical Center - Kremmling		Small	3,950,958	-101,828	2,919,146	0	0	6,768,276
	Montrose Memorial Hospital		Medium	148,016,411	57,523,546	20,125,385	973,629	11,499,311	238,138,282
West	Pagosa Springs Medical Center		Small	16,577,205	8,231,976	5,001,195	0	1,800,588	31,610,963
	Pioneers Medical Center		Small	8,850,747	914,479	4,629,341	1,442,632	3,904,160	19,741,359
	Rangely District Hospital		Small	2,461,484	-1,132,909	-1,046,670	-587,024	-477,470	-782,590
	Southwest Health System, Inc.		Small	34,329,194	32,929,404	8,699,648	0	-5,790,356	70,167,889
	Vail Health Hospital		Medium	102,562,453	17,796,307	36,825,686	3,688,626	6,300,691	167,173,763
West	Valley View Hospital		Medium	183,805,833	81,122,260	35,264,993	286,242	20,155,056	320,634,384
	Yampa Valley Medical Center	UCHealth	Medium	49,595,312	14,530,314	10,480,413	1,668,291	4,291,994	80,566,324
	Total			1,109,381,396	444,634,238	441,103,691	34,638,739	91,788,545	2,121,546,609
	Grand Total			28,993,074,713	15,770,248,882	16,726,091,058	884,512,762	3,463,334,392	65,837,261,806

Hospital Expenditure Report Detailed Data by Hospital

Net Patient Revenue by Payer

DOI Region	Hospital Name	System	Peer Group	Medicare	Medicaid	Commercial	Self Pay	CICP/Other	Total
Boulder	Boulder Community Health		Large	113,273,492	17,163,435	186,303,812	424,261	35,783,534	352,948,534
	Centura Arvita Adventist Hospital	Centura Health Adventist	Large	37,272,035	28,020,486	100,028,797	3,393,224	942,839	169,657,381
	Centura Longmont United Hospital	Centura Health CHI	Large	38,887,324	28,316,646	56,690,651	4,974,974	2,044,277	130,913,872
	Good Samaritan Medical Center	SCL Health	Large	112,819,076	38,069,537	180,552,781	1,313,181	7,055,476	339,810,052
	Total			302,251,927	111,570,105	523,576,041	10,105,640	45,826,126	993,329,839
Colorado Springs	Centura Penrose-St. Francis Hospital	Centura Health CHI	Large	291,327,665	144,747,107	349,777,451	11,249,759	55,889,130	852,991,112
	Children's Hospital Colorado Springs	Childrens	Large	121,299	51,399,037	100,649,804	1,102,811	37,898,093	191,171,045
	Grandview Hospital	UCHealth	Small	10,996,652	5,889,240	22,553,172	111,938	3,571,050	43,122,052
	Memorial Hospital Central	UCHealth	Large	314,697,536	157,123,817	450,072,771	-6,278,600	76,721,711	992,337,235
	Pikes Peak Regional Hospital	UCHealth	Small	8,748,234	4,900,078	9,876,812	49,786	2,146,781	25,721,691
Denver	Total			625,891,387	364,059,280	932,930,010	6,235,694	176,226,765	2,105,343,135
	Broomfield Hospital	UCHealth	Medium	10,628,800	7,329,511	31,108,058	865,207	1,430,906	51,362,482
	Centura Castle Rock Adventist Hospital	Centura Health Adventist	Medium	31,418,963	15,012,973	92,457,632	4,001,235	2,812,393	145,703,196
	Centura Littleton Adventist Hospital	Centura Health Adventist	Large	103,816,318	34,220,289	175,460,760	3,446,362	2,857,480	319,801,209
	Centura Parker Adventist Hospital	Centura Health Adventist	Large	81,067,640	37,253,875	229,638,455	6,432,063	6,905,600	361,297,633
East	Centura Porter Adventist Hospital	Centura Health Adventist	Large	103,243,509	43,710,824	169,515,135	3,265,198	3,958,693	323,693,359
	Centura St. Anthony Hospital	Centura Health CHI	Large	154,540,634	59,557,676	259,286,949	6,211,558	6,520,044	486,116,862
	Centura St. Anthony North Hospital	Centura Health CHI	Large	66,850,159	40,705,954	124,716,348	10,438,147	2,672,775	245,383,384
	Children's Hospital Colorado	Childrens	Large	1,544,142	284,013,474	839,544,002	3,635,050	86,579,805	1,215,316,473
	Denver Health Medical Center		Large	149,367,133	465,964,861	225,995,413	78,661,230	80,771,557	1,000,760,194
East	Lutheran Medical Center	SCL Health	Large	143,153,925	78,035,575	181,232,072	3,754,282	10,939,722	417,115,576
	National Jewish Health		Medium	35,550,951	879,055	55,618,623	220,135	2,354,186	94,622,950
	North Suburban Medical Center	HealthONE	Large	40,470,000	62,503,000	96,586,000	3,019,000	10,890,000	213,468,000
	OrthoColorado Hospital	Centura Health CHI	Medium	39,384,685	19,660	79,979,325	387,585	1,064,505	116,835,761
	Platte Valley Medical Center	SCL Health	Large	32,801,500	30,371,372	82,250,449	773,630	5,940,600	152,137,550
East	Presbyterian/St. Luke's Medical Center	HealthONE	Large	96,364,000	105,453,000	409,650,000	-301,000	38,912,000	650,078,000
	Rose Medical Center	HealthONE	Large	89,552,000	37,091,000	223,304,000	5,112,000	19,214,000	374,273,000
	Sky Ridge Medical Center	HealthONE	Large	148,550,000	41,518,000	355,652,000	-12,025,000	36,478,000	570,173,000
	St. Joseph Hospital	SCL Health	Large	193,893,817	90,463,401	319,053,471	3,274,860	5,678,054	612,363,603
	Swedish Medical Center	HealthONE	Large	208,483,000	106,231,000	375,690,000	-11,225,000	40,953,000	720,132,000
East	The Medical Center of Aurora	HealthONE	Large	158,860,000	87,810,000	217,895,000	-11,914,000	23,999,000	476,650,000
	UCHealth Highlands Ranch	UCHealth	Medium	50,446,579	16,722,221	101,778,036	-216,601	7,705,045	176,435,280
	University of Colorado Hospital	UCHealth	Large	655,499,233	350,166,802	1,228,289,421	-4,877,906	112,547,282	2,341,624,832
	Total			2,595,486,988	1,995,033,522	5,870,701,149	92,938,036	511,184,648	11,065,344,344
	Arkansas Valley Regional Medical Center		Small	8,407,421	10,683,900	1,193,528	-4,394,404	12,007,279	27,897,724
East	Centura St. Thomas More Hospital	Centura Health CHI	Small	29,529,437	26,407,406	34,686,852	1,249,587	2,518,145	94,391,427
	East Morgan County Hospital	Banner Health	Small	15,456,826	5,065,945	12,374,073	639,157	5,707,152	39,243,153
	Haxtun Hospital District		Small	6,247,326	2,999,597	3,473,256	393,810	5,977	13,119,966
	Heart of the Rockies Regional Medical Ce..		Small	40,786,109	13,279,495	41,024,993	6,208,182	-325,551	100,973,228
	Keefe Memorial Health Service District		Small	2,131,687	392,331	3,471,544	-58,112	169,983	6,107,433
East	Kit Carson County Health Service District		Small	7,350,358	6,294,565	7,463,087	961,087	4,158	22,073,255
	Lincoln Community Hospital		Small	10,277,637	4,849,206	4,090,188	484,186	1,293,298	20,994,515
	Melissa Memorial Hospital		Small	8,213,722	3,627,647	6,139,349	-128,498	656,144	18,508,364
	Mt. San Rafael Hospital		Small	11,744,217	5,575,920	15,295,147	661,969	-3,473,470	29,803,783
	Prowers Medical Center		Small	12,537,377	11,307,117	7,120,868	1,471,152	1,011,793	33,448,307
East	Rio Grande Hospital		Small	9,278,416	5,908,735	9,103,887	-701,498	1,035,859	24,625,399
	San Luis Valley Health Conejos County Ho..	San Luis Valley	Small	6,592,555	3,623,650	1,552,192	13,320	802,800	12,584,517
	San Luis Valley Health Regional Medical C..	San Luis Valley	Medium	33,023,961	21,225,244	25,833,198	6,272,566	5,601,217	91,956,185
	Sedgwick County Health Center		Small	4,777,035	3,933,786	2,631,213	1,733,604	-739,627	12,336,011
	Southeast Colorado Hospital District		Small	7,866,085	7,586,473	2,505,599	1,050,925	-577,199	18,431,883
East	Spanish Peaks Regional Health Center		Small	7,953,107	3,855,821	1,990,839	864,355	2,330,596	16,994,718
	Sterling Regional MedCenter	Banner Health	Small	20,325,260	6,606,461	22,926,478	900,710	10,728,649	61,487,558
	Weisbrod Memorial County Hospital		Small	4,809,050	1,019,042	1,160,889	410,271	23,596	7,422,847
	Wray Community District Hospital		Small	10,759,248	5,484,241	11,654,067	646,187	105,642	28,649,385
	Yuma District Hospital		Small	0	0	0	0	18,954,114	18,954,114
East	Total			258,066,832	149,726,582	215,691,247	18,678,556	57,840,556	700,003,773
	Banner Fort Collins Medical Center	Banner Health	Small	11,248,626	4,964,620	26,595,727	326,750	6,168,547	49,304,270
	Estes Park Health		Small	25,007,022	2,988,632	17,690,748	955,735	4,544,692	51,186,829
	McKee Medical Center	Banner Health	Large	45,126,804	8,735,041	62,777,105	904,622	15,220,663	132,764,235
	Medical Center of the Rockies	UCHealth	Large	173,775,667	33,643,810	292,812,899	690,477	19,954,700	520,877,553
East	Poudre Valley Hospital	UCHealth	Large	238,179,634	70,449,094	336,433,632	6,647,605	20,104,419	671,814,384
	Total			493,337,753	120,781,197	736,310,111	9,525,189	65,993,021	1,425,947,271
	Colorado Canyons Hospital and Medical C..		Small	19,077,005	3,151,656	24,476,007	898,404	16,327,853	63,930,925
	St. Mary's Hospital & Medical Center, Inc.	SCL Health	Large	160,132,496	78,598,151	203,316,619	4,190,603	38,261,618	484,499,487
	Total			179,209,501	81,749,807	227,792,626	5,089,007	54,589,471	548,430,412
East	Longs Peak Hospital	UCHealth	Medium	39,446,799	21,977,690	79,874,900	-2,251,620	6,527,472	145,575,234
	North Colorado Medical Center	Banner Health	Large	97,638,556	37,415,476	140,727,755	9,873,970	45,331,878	330,987,635
	UCHealth Greeley	UCHealth	Medium	42,940,392	18,297,390	73,192,968	378,876	6,394,960	141,204,586
	Total			180,025,747	77,690,556	293,795,623	8,001,219	58,254,310	617,767,455
	Centura St. Mary-Corwin Hospital	Centura Health CHI	Large	43,894,510	36,586,257	43,251,461	977,294	4,929,084	129,638,607
East	Parkview Medical Center		Large	201,276,968	139,470,589	184,693,012	6,132,905	-23,591,623	507,981,852
	Total			245,171,478	176,056,847	227,944,473	7,110,200	-18,662,539	637,620,459
West	Animas Surgical Hospital		Small	11,735,992	2,614,336	19,836,654	5,920,236	2,129,335	42,236,554
	Aspen Valley Hospital		Small	29,313,894	4,896,666	67,261,261	1,029,909	2,238,853	104,740,583
	Centura Mercy Hospital	Centura Health CHI	Medium	71,749,807	46,841,184	129,154,918	3,529,005	8,524,277	259,799,193
	Centura St. Anthony Summit Hospital	Centura Health CHI	Medium	6,950,093	11,681,124	101,572,210	3,491,097	694,150	124,388,674
	Delta Health		Medium	71,718,814	20,646,345	-6,223,022	4,337,677	-709,837	89,769,977
West	Grand River Hospital District		Small	27,393,367	18,270,790	31,570,197	7,523,568	-3,778,862	80,979,240
	Gunnison Valley Health		Small	17,512,274	4,131,428	38,199,502	2,092,975	0	61,936,179
	Memorial Regional Health		Small	18,897,152	13,216,872	25,573,637	3,422,093	1,558,658	62,668,411
	Middle Park Medical Center - Kremmling		Small	7,350,358	6,294,565	7,463,087	961,087	4,158	22,073,255
	Montrose Memorial Hospital		Medium	50,989,632	12,849,571	62,421,598	213,486	9,535,320	136,009,607
West	Pagosa Springs Medical Center		Small	16,878,392	4,339,747	11,875,939	-56,678	2,701,467	35,738,866
	Pioneers Medical Center		Small	20,177,437	7,576,122	12,143,855	172,198	-1,152,140	38,917,472
	Rangely District Hospital		Small	1,647,071	4,094,929	4,194,849	1,305,490	1,010,532	12,252,872
	Southwest Health System, Inc.		Small	26,095,294	7,687,623	16,737,514	-190,813	13,319,762	63,649,380
	Vail Health Hospital		Medium	46,362,680	12,065,182	155,973,046	1,500,260	3,594,239	219,495,407
West	Valley View Hospital		Medium	72,170,886	19,908,569	179,691,501	5,893,329	4,444,602	282,108,887
	Yampa Valley Medical Center	UCHealth	Medium	21,986,339	12,261,935	75,701,703	1,471,033	4,027,190	115,448,200
	Total			518,929,483	209,377,167	933,148,449	42,615,953	48,141,704	1,752,212,756
	Grand Total			5,398,371,097	3,286,045,062	9,961,889,730	200,299,493	999,394,062	19,845,999,444

Hospital Expenditure Report Detailed Data by Hospital

Total Operating Expense by Expense Allocation

DOI Region	Hospital Name	System	Peer Group	Direct Patient	Patient Other	General	Other
Boulder	Boulder Community Health		Large	232,119,990	33,855,959	133,505,006	0
	Centura Avista Adventist Hospital	Centura Health Adventist	Large	129,309,074	0	23,302,918	0
	Centura Longmont United Hospital	Centura Health CHI	Large	114,293,944	0	23,461,427	0
	Good Samaritan Medical Center	SCL Health	Large	245,920,677	13,281,260	36,093,855	0
	Total			721,643,684	47,137,219	216,363,206	0
Colorado Springs	Centura Penrose-St. Francis Hospital	Centura Health CHI	Large	643,618,025	0	141,720,559	0
	Children's Hospital Colorado Springs	Childrens	Large	146,991,604	0	35,783,989	0
	Grandview Hospital	UCHealth	Small	38,833,060	4,890,388	4,965,057	0
	Memorial Hospital Central	UCHealth	Large	711,655,551	113,151,509	99,442,756	0
	Pikes Peak Regional Hospital	UCHealth	Small	19,093,611	3,212,794	4,066,215	0
	Total			1,560,191,852	121,254,691	285,978,576	0
Denver	Broomfield Hospital	UCHealth	Medium	45,441,145	3,417,501	9,281,293	0
	Centura Castle Rock Adventist Hospital	Centura Health Adventist	Medium	115,987,609	0	20,981,389	0
	Centura Littleton Adventist Hospital	Centura Health Adventist	Large	248,192,442	0	50,851,931	0
	Centura Parker Adventist Hospital	Centura Health Adventist	Large	250,558,516	0	49,994,174	0
	Centura Porter Adventist Hospital	Centura Health Adventist	Large	294,679,264	0	58,212,838	0
	Centura St. Anthony Hospital	Centura Health CHI	Large	371,280,376	0	64,059,848	0
	Centura St. Anthony North Hospital	Centura Health CHI	Large	186,500,018	0	36,578,535	0
	Children's Hospital Colorado	Childrens	Large	1,049,919,303	0	190,949,472	59,280,066
	Denver Health Medical Center		Large	741,897,305	18,574,118	333,918,944	148,192,532
	Lutheran Medical Center	SCL Health	Large	448,758,082	21,422,781	64,613,828	0
	National Jewish Health		Medium	192,172,566	10,762,668	12,329,785	118,682,982
	North Suburban Medical Center	HealthONE	Large	143,672,000	16,313,000	26,102,000	2,684,000
	OrthoColorado Hospital	Centura Health CHI	Medium	61,949,934	0	10,267,864	0
	Platte Valley Medical Center	SCL Health	Large	120,619,432	8,057,462	19,904,060	0
	Presbyterian/St. Luke's Medical Center	HealthONE	Large	357,183,000	63,220,000	67,445,000	6,560,000
	Rose Medical Center	HealthONE	Large	217,991,000	36,722,000	44,721,000	4,473,000
	Sky Ridge Medical Center	HealthONE	Large	284,781,000	57,736,000	57,638,000	12,110,000
	St. Joseph Hospital	SCL Health	Large	470,109,899	27,137,874	74,079,676	0
	Swedish Medical Center	HealthONE	Large	408,667,000	69,439,000	69,048,000	5,809,000
	The Medical Center of Aurora	HealthONE	Large	310,778,000	52,397,000	57,721,000	7,081,000
	UCHealth Highlands Ranch	UCHealth	Medium	180,551,985	15,712,318	22,514,884	0
	University of Colorado Hospital	UCHealth	Large	1,634,145,877	214,515,195	228,105,506	3,612,722
	Total			8,135,835,751	615,426,917	1,569,319,026	368,485,301
East	Arkansas Valley Regional Medical Center		Small	26,370,490	0	3,896,914	3,195,489
	Centura St. Thomas More Hospital	Centura Health CHI	Small	56,580,970	0	17,872,556	0
	East Morgan County Hospital	Banner Health	Small	16,075,769	3,446,153	10,465,565	6,179,379
	Haxtun Hospital District		Small	7,072,287	97,523	5,274,647	0
	Heart of the Rockies Regional Medical Ce..		Small	56,625,262	928,206	37,496,509	1,931,797
	Keefe Memorial Health Service District		Small	4,421,713	1,824,660	2,857,816	0
	Kit Carson County Health Service District		Small	12,032,203	2,201,709	5,983,643	0
	Lincoln Community Hospital		Small	7,740,202	9,273,070	6,389,606	290,884
	Melissa Memorial Hospital		Small	12,484,730	3,106,992	6,250,690	0
	Mt. San Rafael Hospital		Small	37,342,242	0	0	0
	Prowers Medical Center		Small	20,485,333	2,198,468	10,281,986	0
	Rio Grande Hospital		Small	21,209,011	430,268	3,114,185	0
	San Luis Valley Health Conejos County Ho..	San Luis Valley	Small	6,841,900	0	3,249,075	11,281
	San Luis Valley Health Regional Medical C..	San Luis Valley	Medium	69,722,887	0	29,185,014	555,637
	Sedgwick County Health Center		Small	8,780,522	3,302,828	2,053,976	0
	Southeast Colorado Hospital District		Small	77,161	0	0	21,510,492
	Spanish Peaks Regional Health Center		Small	11,079,457	2,429,732	4,492,059	426,112
	Sterling Regional MedCenter	Banner Health	Small	23,490,293	7,867,432	14,802,183	8,932,709
	Weisbrod Memorial County Hospital		Small	10,090,771	0	0	0
	Wray Community District Hospital		Small	0	0	0	29,591,406
	Yuma District Hospital		Small	0	0	0	19,699,749
	Total			408,523,204	37,107,042	163,666,424	92,324,934
Ft. Collins	Banner Fort Collins Medical Center	Banner Health	Small	20,782,387	4,634,265	11,152,187	14,348,698
	Estes Park Health		Small	44,691,123	0	10,360,783	2,076,693
	McKee Medical Center	Banner Health	Large	64,641,205	19,061,913	30,915,347	24,667,799
	Medical Center of the Rockies	UCHealth	Large	345,896,563	57,432,681	50,681,944	0
	Poudre Valley Hospital	UCHealth	Large	451,305,905	78,428,542	56,214,936	0
	Total			927,317,183	159,557,401	159,325,197	41,093,190
Grand Junction	Colorado Canyons Hospital and Medical C..		Small	41,364,812	5,194,073	6,612,141	0
	St. Mary's Hospital & Medical Center, Inc.	SCL Health	Large	337,834,686	58,724,857	57,902,005	0
	Total			379,199,498	63,918,931	64,514,145	0
Greeley	Longs Peak Hospital	UCHealth	Medium	115,322,341	12,977,390	17,744,354	0
	North Colorado Medical Center	Banner Health	Large	150,343,702	55,398,766	73,306,696	89,286,173
	UCHealth Greeley	UCHealth	Medium	130,467,507	12,360,556	15,812,445	0
	Total			396,133,550	80,736,712	106,863,495	89,286,173
Pueblo	Centura St. Mary-Corwin Hospital	Centura Health CHI	Large	120,671,247	0	23,680,729	0
	Parkview Medical Center		Large	110,885,008	58,851,193	278,876,203	45,834,925
	Total			231,556,255	58,851,193	302,556,932	45,834,925
West	Animas Surgical Hospital		Small	19,620,522	1,230,522	14,563,756	0
	Aspen Valley Hospital		Small	54,886,501	5,978,704	38,227,586	3,288,534
	Centura Mercy Hospital	Centura Health CHI	Medium	186,491,736	0	38,310,143	0
	Centura St. Anthony Summit Hospital	Centura Health CHI	Medium	72,629,755	0	14,944,565	0
	Delta Health		Medium	57,212,321	0	0	0
	Grand River Hospital District		Small	57,718,511	10,240,461	34,398,904	356,380
	Gunnison Valley Health		Small	36,455,418	6,098,709	14,674,294	0
	Memorial Regional Health		Small	27,356,499	8,842,788	25,771,371	2,217,093
	Middle Park Medical Center - Kremmling		Small	12,032,203	2,201,709	5,983,643	0
	Montrose Memorial Hospital		Medium	92,500,188	0	43,306,447	0
	Pagosa Springs Medical Center		Small	39,203,074	0	0	0
	Pioneers Medical Center		Small	15,891,996	0	0	26,618,858
	Rangely District Hospital		Small	16,203,980	0	3,190,644	0
	Southwest Health System, Inc.		Small	32,507,687	9,404,282	11,865,089	18,135,370
	Vail Health Hospital		Medium	90,076,951	46,451,562	82,920,440	15,355,817
	Valley View Hospital		Medium	229,760,443	0	42,461,764	0
	Yampa Valley Medical Center	UCHealth	Medium	78,950,286	9,875,789	14,840,482	0
	Total			1,119,498,071	100,324,526	385,459,129	65,972,052
Grand Total				13,879,899,048	1,284,314,631	3,254,046,131	702,996,575

Hospital Expenditure Report Detailed Data by Hospital

Total Gross Charges -Total

Peer Group	Hospital Name	System	DOI Region	2014	2015	2016	2017	2018	2019	2020	2021	
Large	Boulder Community Health		Boulder	1,128,426,649	1,253,982,704	1,402,741,958	1,527,213,594	1,583,646,441	1,687,959,423	1,662,032,777	2,013,162,112	
	Centura Avista Adventist Hospital	Centura Health Adventist	Boulder	319,821,717	340,438,823	383,457,587	403,491,521	484,882,304	625,015,467	603,330,969	650,427,488	
	Centura Littleton Adventist Hospital	Centura Health Adventist	Denver	1,088,237,918	1,157,788,664	1,218,937,634	1,292,346,831	1,384,605,822	1,492,776,228	1,405,411,826	1,539,895,300	
	Centura Longmont United Hospital	Centura Health CHI	Boulder			578,662,153	640,358,356	635,260,370	640,938,426	600,049,006	617,799,455	
	Centura Parker Adventist Hospital	Centura Health Adventist	Denver	789,201,481	934,038,779	1,066,073,532	1,135,305,596	1,238,608,738	1,299,144,127	1,362,854,779	1,528,429,085	
	Centura Penrose-St. Francis Hospital	Centura Health CHI	Colorado Springs	2,018,391,988	2,280,402,729	2,487,917,748	2,754,468,195	3,085,541,388	3,463,257,879	3,677,163,065	4,178,961,493	
	Centura Porter Adventist Hospital	Centura Health Adventist	Denver	1,161,980,435	1,336,669,955	1,365,036,820	1,408,850,838	1,418,000,282	1,405,565,208	1,292,778,339	1,529,282,586	
	Centura St. Anthony Hospital	Centura Health CHI	Denver	1,567,043,281	1,737,952,615	1,839,044,182	1,896,059,640	1,889,690,082	1,999,068,667	2,092,032,253	2,392,174,188	
	Centura St. Anthony North Hospital	Centura Health CHI	Denver	616,788,909	607,536,033	657,644,176	691,875,239	779,237,632	946,286,501	1,028,019,798	1,224,395,878	
	Centura St. Mary-Corwin Hospital	Centura Health CHI	Pueblo	710,768,952	757,631,004	829,523,220	887,666,942	858,513,104	679,774,373	611,930,088	635,057,779	
	Children's Hospital Colorado	Childrens	Denver	2,177,945,044	2,227,178,563	2,289,318,626	2,506,512,977	2,827,003,615	3,004,329,297	2,915,343,625	3,418,172,801	
	Children's Hospital Colorado Springs	Childrens	Colorado Springs						276,463,910	529,153,459	612,880,794	
	Denver Health Medical Center		Denver	1,878,875,785	2,058,906,272	2,113,879,042	2,282,875,125	2,423,198,236	2,668,611,242	2,706,534,628	3,110,397,108	
	Good Samaritan Medical Center	SCL Health	Boulder	1,184,413,576	1,252,386,648	1,337,348,020	1,455,246,713	1,491,696,083	1,474,869,482	1,457,600,436	1,653,083,789	
	HealthONE	HealthONE	Denver	12,167,444,000	13,601,962,004	15,465,377,000	17,406,228,000	19,623,101,000				
	Lutheran Medical Center	SCL Health	Denver	1,315,760,591	1,369,368,564	1,550,494,476	1,714,484,500	1,766,450,410	1,812,325,140	1,777,667,743	2,122,298,498	
	McKee Medical Center	Banner Health	Ft. Collins	348,476,247	363,004,207	361,343,711	371,913,135	382,255,428	401,904,555	377,427,723	396,073,419	
	Medical Center of the Rockies	UCHealth	Ft. Collins	869,554,461	997,281,519	1,093,317,550	1,240,804,026	1,424,626,583	1,632,957,032	1,534,627,698	1,681,335,172	
	Memorial Hospital Central	UCHealth	Colorado Springs	2,047,467,633	2,187,854,938	2,607,154,642	3,051,971,728	3,658,383,769	4,079,634,762	4,117,390,335	4,733,956,090	
	North Colorado Medical Center	Banner Health	Greeley	966,593,802	1,007,141,780	1,053,924,570	1,106,255,656	1,129,073,114	1,158,933,058	1,007,554,559	1,074,647,824	
	North Suburban Medical Center	HealthONE	Denver						1,814,526,000	1,924,487,000	2,142,762,000	
	Parkview Medical Center		Pueblo	1,383,685,372	1,477,173,824	1,711,700,700	1,887,459,947	2,091,592,831	2,276,650,767	2,398,040,893	2,689,292,593	
	Platte Valley Medical Center	SCL Health	Denver	263,531,562	255,531,040	296,287,657	331,141,208	348,420,303	373,933,706	394,516,991	482,124,831	
	Poudre Valley Hospital	UCHealth	Ft. Collins	1,053,658,386	1,173,930,030	1,304,984,712	1,573,342,917	1,705,651,321	1,837,750,088	1,822,151,612	2,056,959,152	
	Presbyterian/St. Luke's Medical Center	HealthONE	Denver						3,550,513,000	3,590,015,000	4,087,725,000	
	Rose Medical Center	HealthONE	Denver						2,400,168,000	2,352,677,000	2,804,603,000	
	Sky Ridge Medical Center	HealthONE	Denver						3,756,462,000	3,942,927,000	4,741,867,000	
	St. Joseph Hospital	SCL Health	Denver	1,893,332,127	2,060,242,353	2,222,748,651	2,460,666,697	2,515,305,192	2,721,733,518	2,579,424,539	2,874,295,515	
	St. Mary's Hospital & Medical Center, Inc.	SCL Health	Grand Junction	1,023,956,931	1,066,596,801	1,119,850,092	1,202,409,737	1,267,746,939	1,320,127,071	1,314,645,229	1,534,163,510	
	Swedish Medical Center	HealthONE	Denver						4,764,992,000	4,956,273,000	5,709,177,000	
	The Medical Center of Aurora	HealthONE	Denver						3,220,604,000	3,240,288,000	3,895,691,000	
	University of Colorado Hospital	UCHealth	Denver	4,504,008,608	5,129,785,441	5,811,795,699	6,610,543,946	7,834,571,348	8,959,463,803	9,182,863,455	10,290,754,325	
	Total			42,479,365,454	46,634,785,290	52,168,564,158	57,839,493,064	63,847,062,335	67,746,738,728	68,457,212,823	78,421,845,788	
Medium	Broomfield Hospital	UCHealth	Denver					146,491,651	188,157,381	136,831,680	215,794,238	
	Centura Castle Rock Adventist Hospital	Centura Health Adventist	Denver	201,958,512	273,153,417	298,154,395	376,625,398	453,070,222	501,413,301	504,774,390	611,757,258	
	Centura Mercy Hospital	Centura Health CHI	West	367,634,229	443,338,189	501,649,958	599,741,312	691,771,966	733,119,898	740,994,170	851,728,955	
	Centura St. Anthony Summit Hospital	Centura Health CHI	West	134,540,810	150,759,184	177,855,435	213,719,749	269,840,434	293,822,829	275,495,374	300,262,374	
	Community Hospital		Grand Junction						535,454,708	698,147,873		
	Delta Health		West	137,456,457	150,697,587	160,048,238	176,892,735	191,841,739	206,652,324	198,535,707	227,217,282	
	Longs Peak Hospital	UCHealth	Greeley					206,001,667	385,221,558	488,512,539	666,252,336	
	Montrose Memorial Hospital		West						327,760,499	340,092,502	386,328,502	
	National Jewish Health		Denver	145,299,706	161,894,748	219,803,939	230,239,322	237,858,324	254,723,758	262,695,141	269,395,486	
	OrthoColorado Hospital	Centura Health CHI	Denver	206,948,936	236,015,852	310,018,755	322,052,730	356,330,563	372,379,031	378,914,175	456,976,348	
	San Luis Valley Health Regional Medical C..	San Luis Valley	East	130,192,382	152,364,725	162,171,132	178,016,284	192,353,384	205,730,442	203,504,357	223,847,774	
	St. Elizabeth Hospital	Lifepoints	East	132,312,579	136,042,749	148,404,999	151,083,998	147,358,999	132,738,424	108,637,472		
	UCHealth Greeley	UCHealth	Greeley							366,066,087	503,630,187	
	UCHealth Highlands Ranch	UCHealth	Denver						4,661,200	435,750,059	743,970,804	
	Vail Health Hospital		West	239,718,782	241,307,998	243,023,162	262,215,325	291,971,956	329,124,618	342,847,364	397,383,861	
	Valley View Hospital		West	311,877,780	374,144,502	449,313,341	450,366,973	463,047,824	511,464,280	508,351,563	626,232,503	
	Yampa Valley Medical Center	UCHealth	West					121,014,412	164,614,460	174,327,400	203,225,177	
	Total			2,007,940,173	2,319,718,951	2,670,443,353	2,960,953,826	3,768,953,141	5,046,679,169	6,164,477,854	6,684,003,085	
	Small	Animas Surgical Hospital		West						119,766,690	123,189,634	149,775,313
		Arkansas Valley Regional Medical Center		East	77,304,194	73,930,153	84,243,105	84,196,160	82,421,510	83,540,828	79,415,637	64,855,213
		Aspen Valley Hospital		West						139,410,479	127,536,659	160,937,258
		Banner Fort Collins Medical Center	Banner Health	Ft. Collins			71,774,105	83,195,834	95,105,801	108,728,080	101,861,697	125,237,261
		Centura St. Thomas More Hospital	Centura Health CHI	East	140,277,021	172,693,921	188,684,720	210,428,016	216,058,953	234,537,633	229,466,106	268,779,965
Colorado Canyons Hospital and Medical C..			Grand Junction		66,439,529	68,506,085	75,885,538	82,576,498	106,376,775	113,467,505	137,461,799	
East Morgan County Hospital		Banner Health	East	43,851,716	46,349,106	49,154,162	54,652,472	59,022,267	58,297,915	55,381,179	63,122,622	
Estes Park Health			Ft. Collins	53,213,419	60,925,781	62,718,134	71,244,906	90,001,168	91,195,538	84,289,800	89,777,612	
Grand River Hospital District			West	73,593,278	80,858,517	89,906,697	101,786,090	104,107,403	114,108,102	109,292,605	154,234,026	
Grandview Hospital		UCHealth	Colorado Springs					125,898,781	150,909,270	176,312,801	214,181,139	
Gunnison Valley Health			West	49,235,746	52,590,107	62,872,599	69,139,605	87,809,605	97,201,230	95,734,682	111,747,441	
Haxtun Hospital District			East		8,065,804	8,104,016	9,706,990	10,121,474		11,702,158	14,536,694	
Heart of the Rockies Regional Medical Ce..			East	83,451,110	96,459,535	111,650,725	131,223,787	150,798,451	163,073,187	167,924,615	214,628,601	
Keefe Memorial Health Service District			East						7,419,627	8,538,165	8,178,805	
Kit Carson County Health Service District			East	17,219,926	17,799,890	17,078,746	16,108,148	16,466,820		29,252,620	29,738,964	
Lincoln Community Hospital			East						28,642,800	25,141,382	29,913,484	
Melissa Memorial Hospital			East	12,463,192	13,450,080	14,436,812		24,180,240	25,525,989	27,415,958	28,544,379	
Memorial Regional Health			West							106,165,767	121,844,154	
Middle Park Medical Center - Kremmling			West								29,738,964	
Mt. San Rafael Hospital			East	61,939,841	65,949,832	68,052,686	75,676,459	80,853,023	81,660,215	70,205,304	80,738,226	
Pagosa Springs Medical Center			West						61,769,257	61,835,601	69,928,850	
Pikes Peak Regional Hospital		UCHealth	Colorado Springs					11,218,588	49,597,588	58,241,293	72,890,461	
Pioneers Medical Center			West	15,507,610	16,608,279	24,343,953</						

Hospital Expenditure Report Detailed Data by Hospital

Total Gross Charges -Medicare

Peer Group	Hospital Name	System	DOI Region	2014	2015	2016	2017	2018	2019	2020	2021	
Large	Boulder Community Health		Boulder	431,372,952	518,153,363	564,212,868	649,365,217	668,462,850	738,192,134	746,843,328	945,485,547	
	Centura Avista Adventist Hospital	Centura Health Adventist	Boulder	83,271,103	93,146,939	105,180,586	111,215,986	146,400,202	214,230,250	211,962,228	234,269,219	
	Centura Littleton Adventist Hospital	Centura Health Adventist	Denver	465,529,559	511,442,720	554,588,276	591,887,775	653,272,052	701,841,873	699,374,479	768,744,707	
	Centura Longmont United Hospital	Centura Health CHI	Boulder			0	197,452,486	284,207,609	285,430,045	271,354,386	283,482,691	
	Centura Parker Adventist Hospital	Centura Health Adventist	Denver	251,576,435	305,471,548	358,124,158	405,946,351	460,714,939	484,694,577	536,090,841	564,050,001	
	Centura Penrose-St. Francis Hospital	Centura Health CHI	Colorado Springs	926,237,733	1,041,390,310	1,115,569,743	1,243,447,083	1,475,977,213	1,688,232,159	1,453,911,285	1,858,102,867	
	Centura Porter Adventist Hospital	Centura Health Adventist	Denver	543,022,606	602,652,855	648,990,041	680,971,913	678,607,683	667,056,535	601,294,076	676,780,593	
	Centura St. Anthony Hospital	Centura Health CHI	Denver	649,992,195	709,777,073	746,373,084	797,008,523	816,360,495	921,799,860	984,957,518	1,097,993,548	
	Centura St. Anthony North Hospital	Centura Health CHI	Denver	258,794,708	244,582,568	242,851,336	261,151,062	305,035,333	369,875,770	415,066,854	478,866,848	
	Centura St. Mary-Corwin Hospital	Centura Health CHI	Pueblo	336,186,553	354,114,670	401,677,451	436,045,824	429,238,229	331,005,932	300,611,729	306,959,479	
	Children's Hospital Colorado	Childrens	Denver	11,119,303	13,618,048	15,542,505	6,791,071	10,371,909	8,749,941	8,787,561	14,109,917	
	Children's Hospital Colorado Springs	Childrens	Colorado Springs						101,161	192,962	621,031	
	Denver Health Medical Center		Denver	237,788,171	278,360,645	260,964,522	288,792,284	334,322,356	550,657,400	558,725,039	658,553,793	
	Good Samaritan Medical Center	SCL Health	Boulder	530,326,277	557,544,966	610,389,188	668,640,294	694,206,143	717,355,306	715,549,811	815,843,781	
	HealthONE	HealthONE	Denver	4,093,398,000	4,621,931,000	5,211,607,000	6,056,447,000	6,952,156,000				
	Lutheran Medical Center	SCL Health	Denver	588,437,491	627,039,080	719,078,845	801,074,968	793,744,426	901,314,158	868,449,944	1,070,329,737	
	McKee Medical Center	Banner Health	Ft. Collins	183,120,967	199,732,147	173,878,276	203,656,218	224,579,420	188,782,394	187,360,598	201,789,278	
	Medical Center of the Rockies	UCHealth	Ft. Collins	425,890,524	475,089,996	533,978,582	631,204,429	716,315,643	850,836,043	804,627,641	898,039,441	
	Memorial Hospital Central	UCHealth	Colorado Springs	749,196,216	788,470,439	911,069,129	1,060,168,165	1,291,024,151	1,479,981,558	1,597,550,535	1,899,305,705	
	North Colorado Medical Center	Banner Health	Greeley	654,595,145	620,079,483	713,173,825	748,764,591	781,584,097	515,962,241	420,242,641	459,780,290	
	North Suburban Medical Center	HealthONE	Denver						553,898,000	617,339,000	660,058,000	
	Parkview Medical Center		Pueblo	502,043,684	521,537,865	599,873,205	651,168,018	698,284,260	1,195,902,122	1,241,521,508	1,394,546,111	
	Platte Valley Medical Center	SCL Health	Denver	87,170,606	81,509,717	103,287,727	110,666,067	122,954,409	119,048,902	128,458,954	161,308,476	
	Poudre Valley Hospital	UCHealth	Ft. Collins	453,870,745	510,550,690	575,563,803	725,635,124	790,715,255	877,743,138	872,378,353	1,032,495,625	
	Presbyterian/St. Luke's Medical Center	HealthONE	Denver						854,871,000	855,588,000	1,120,231,000	
	Rose Medical Center	HealthONE	Denver						910,636,000	871,953,000	1,039,483,000	
	Sky Ridge Medical Center	HealthONE	Denver						1,612,628,000	1,670,207,000	2,023,160,000	
	St. Joseph Hospital	SCL Health	Denver	763,602,699	821,689,013	912,147,059	995,854,852	1,043,954,735	1,156,741,202	1,059,901,343	1,204,526,800	
	St. Mary's Hospital & Medical Center, Inc.	SCL Health	Grand Junction	413,492,391	456,705,861	479,614,602	533,610,018	584,459,586	616,110,931	602,222,876	741,902,118	
	Swedish Medical Center	HealthONE	Denver						2,029,725,000	2,154,135,000	2,467,236,000	
	The Medical Center of Aurora	HealthONE	Denver						1,349,363,000	1,361,671,000	1,652,009,000	
	University of Colorado Hospital	UCHealth	Denver	1,538,303,514	1,758,730,207	2,021,273,244	2,328,381,516	2,833,240,394	3,278,754,696	3,349,030,540	3,778,378,524	
	Total			15,178,339,578	16,713,321,204	18,579,009,053	21,185,346,835	23,790,189,390	26,171,521,329	26,167,360,030	30,508,443,130	
Medium	Broomfield Hospital	UCHealth	Denver				18,744,699	17,543,363	38,144,661	63,323,342		
	Centura Castle Rock Adventist Hospital	Centura Health Adventist	Denver	64,580,309	89,699,487	94,724,315	128,344,926	151,320,214	167,724,152	173,256,426	209,938,107	
	Centura Mercy Hospital	Centura Health CHI	West	160,622,814	196,088,694	210,727,081	260,138,359	303,446,622	336,298,581	337,361,753	380,114,872	
	Centura St. Anthony Summit Hospital	Centura Health CHI	West	25,723,509	29,762,253	36,125,629	42,128,402	57,412,001	57,234,588	55,115,509	55,397,294	
	Community Hospital		Grand Junction						229,526,910	76,640,114		
	Delta Health		West	70,713,425	75,847,348	83,307,989	90,537,648	103,740,802	112,812,580	107,164,441	121,345,719	
	Longs Peak Hospital	UCHealth	Greeley					75,161,571	148,915,569	182,467,729	262,026,258	
	Montrose Memorial Hospital		West						164,618,614	175,066,689	199,006,043	
	National Jewish Health		Denver	55,100,332	62,078,046	86,449,830	98,485,859	107,318,428	120,901,842	126,025,396	131,782,350	
	OrthoColorado Hospital	Centura Health CHI	Denver	93,808,004	103,228,294	145,042,771	163,267,167	180,594,864	195,842,260	199,887,255	244,683,398	
	San Luis Valley Health Regional Medical C..	San Luis Valley	East	45,667,543	53,944,633	59,072,069	68,099,947	76,077,889	82,870,367	82,622,769	98,486,906	
	St. Elizabeth Hospital	Lifepoints	East	44,963,720	48,691,568	51,612,957	53,546,864	52,070,734	49,776,664	39,928,346		
	UCHealth Greeley	UCHealth	Greeley							170,615,063	244,269,089	
	UCHealth Highlands Ranch	UCHealth	Denver						1,345,096	157,862,889	278,188,191	
	Vail Health Hospital		West	54,617,315	58,763,142	58,577,060	73,187,418	97,877,272	112,156,438	129,835,857	148,916,318	
	Valley View Hospital		West	85,573,772	119,119,480	143,594,725	156,910,965	166,644,626	194,218,755	197,769,993	256,171,505	
	Yampa Valley Medical Center	UCHealth	West					41,452,437	58,795,416	64,232,363	71,753,126	
	Total			701,370,743	837,222,945	969,234,425	1,134,647,554	1,431,862,158	2,050,581,194	2,313,997,254	2,765,402,518	
	Small	Animas Surgical Hospital		West						55,053,232	54,195,154	65,378,893
		Arkansas Valley Regional Medical Center		East	34,205,423	30,675,066	36,374,610	36,347,823	35,566,132	34,132,805	29,136,869	22,802,463
Aspen Valley Hospital			West						45,129,743	40,115,155	52,695,263	
Banner Fort Collins Medical Center		Banner Health	Ft. Collins			25,402,905	34,148,768	40,337,616	37,190,231	33,650,567	45,077,698	
Centura St. Thomas More Hospital		Centura Health CHI	East	61,850,237	67,706,245	78,913,185	84,845,025	89,089,230	95,672,565	105,820,797	125,425,074	
Colorado Canyons Hospital and Medical C..			Grand Junction			29,834,951	34,070,455	34,565,473	45,976,685	46,798,002	47,798,072	
East Morgan County Hospital		Banner Health	East	26,162,638	31,331,057	26,816,183	29,325,215	27,376,634	25,516,987	24,828,019	28,448,555	
Estes Park Health			Ft. Collins	27,680,709	29,518,272	31,619,860	37,659,690	44,057,339	48,962,377	46,059,129	49,186,840	
Grand River Hospital District			West	21,358,391	23,650,621	26,744,409	33,855,669	34,232,824	38,934,787	40,161,518	55,433,154	
Grandview Hospital		UCHealth	Colorado Springs						22,088,737	48,274,734	58,052,573	
Gunnison Valley Health			West	14,317,967	15,224,358	19,358,511	22,747,666	31,825,273	33,129,573	31,722,169	38,398,871	
Haxtun Hospital District			East		4,100,331	3,579,716	4,054,840	4,469,377		5,398,100	7,546,057	
Heart of the Rockies Regional Medical Ce..			East	36,716,527	42,031,424	48,926,926	70,294,782	85,965,591	88,976,181	91,593,234	112,703,066	
Keefe Memorial Health Service District			East						3,593,482	2,831,049	2,962,656	
Kit Carson County Health Service District			East	7,245,628	7,690,728	7,916,554	7,040,109	7,425,386		13,991,669	11,301,316	
Lincoln Community Hospital			East						12,144,050	10,747,422	13,553,924	
Melissa Memorial Hospital			East	6,394,722	6,620,076	6,851,781		14,217,747	12,891,243	14,860,938	14,216,068	
Memorial Regional Health			West							37,504,554	49,813,578	
Middle Park Medical Center - Kremmling			West								11,301,316	
Mt. San Rafael Hospital			East	24,970,511	26,023,383	25,378,075	28,540,688	30,712,501	30,994,133	24,272,137	26,293,423	
Pagosa Springs Medical Center			West						22,886,294	23,865,556	33,455,596	
Pikes Peak Regional Hospital		UCHealth	Colorado Springs					5,012,102	22,731,161	25,209,468	32,876,439	
Pioneers Medical Center			West	5,737,302	5,305,716	8,171,838	8,897,699	8,624,348	14,043,095	16,476,758	30,333,357	
Prowers Medical Center			East						19,813,882	18,523,202	20,455,943	
Rangely District Hospital			West	2,635,030	3,170,449	2,568,888	2,447,202	2,685,048		3,077,091	4,108,555	
Rio Grande Hospital			East	12,616,870	13,094,904	14,937,663	14,901,195	18,350,379	18,844,884	17,628,342	19,355,194	
San Luis Valley Health Conejos County Ho..		San Luis Valley	East									

Hospital Expenditure Report Detailed Data by Hospital

Total Gross Charges -Medicaid

Peer Group	Hospital Name	System	DOI Region	2014	2015	2016	2017	2018	2019	2020	2021
Large	Boulder Community Health		Boulder	122,567,446	155,136,263	165,743,083	177,200,387	179,307,425	152,557,863	168,503,668	214,622,825
	Centura Avista Adventist Hospital	Centura Health Adventist	Boulder	45,849,566	57,868,706	64,309,164	74,028,741	85,604,359	93,819,902	89,803,188	92,174,439
	Centura Littleton Adventist Hospital	Centura Health Adventist	Denver	107,951,176	131,859,408	145,168,445	156,190,852	157,922,552	153,955,159	150,986,419	188,319,322
	Centura Longmont United Hospital	Centura Health CHI	Boulder			0	100,610,511	141,446,967	137,025,665	124,038,044	128,235,880
	Centura Parker Adventist Hospital	Centura Health Adventist	Denver	75,678,357	113,000,724	146,130,331	151,966,966	154,892,931	165,646,847	172,835,350	212,410,817
	Centura Penrose-St. Francis Hospital	Centura Health CHI	Colorado Springs	240,734,096	364,162,781	401,158,423	458,920,541	508,361,172	564,419,171	618,967,219	745,239,309
	Centura Porter Adventist Hospital	Centura Health Adventist	Denver	134,283,553	197,481,968	191,405,883	213,045,288	221,317,356	205,940,842	220,740,225	273,853,720
	Centura St. Anthony Hospital	Centura Health CHI	Denver	225,326,112	335,994,262	384,395,028	393,645,122	383,981,582	370,526,273	381,042,926	432,661,915
	Centura St. Anthony North Hospital	Centura Health CHI	Denver	140,503,995	170,779,011	197,507,569	202,098,911	195,015,890	225,908,243	239,919,072	291,936,457
	Centura St. Mary-Corwin Hospital	Centura Health CHI	Pueblo	159,049,433	208,893,622	235,590,422	247,962,592	229,413,217	184,724,835	166,187,342	172,249,090
	Children's Hospital Colorado	Childrens	Denver	1,212,483,682	1,201,528,513	1,241,091,283	1,375,740,206	1,507,708,632	1,468,963,331	1,132,986,286	1,366,445,983
	Children's Hospital Colorado Springs	Childrens	Colorado Springs						140,120,399	251,150,981	294,951,258
	Denver Health Medical Center		Denver	943,912,029	1,063,929,681	1,057,657,865	1,133,063,095	1,162,817,037	1,230,887,520	1,324,947,275	1,520,216,501
	Good Samaritan Medical Center	SCL Health	Boulder	93,024,303	116,262,456	129,076,606	135,244,475	140,819,309	129,810,134	142,943,739	179,432,810
	HealthONE	HealthONE	Denver	2,138,627,000	2,668,923,999	3,142,221,000	3,557,193,000	4,010,374,000			
	Lutheran Medical Center	SCL Health	Denver	244,967,361	294,457,113	334,625,846	361,284,674	318,905,776	325,855,999	350,547,751	409,297,807
	McKee Medical Center	Banner Health	Ft. Collins	57,851,570	61,386,934	88,919,876	72,209,278	65,751,912	73,842,347	62,331,498	71,257,223
	Medical Center of the Rockies	UCHealth	Ft. Collins	92,848,340	135,080,332	153,641,438	170,783,250	188,814,174	197,378,797	179,632,912	210,070,014
	Memorial Hospital Central	UCHealth	Colorado Springs	392,389,563	551,009,616	753,505,646	885,474,598	1,040,125,848	1,084,186,214	955,355,202	1,137,868,523
	North Colorado Medical Center	Banner Health	Greeley	81,120,537	111,931,410	155,832,711	180,323,727	219,190,184	266,013,564	255,144,735	288,499,055
	North Suburban Medical Center	HealthONE	Denver						678,629,000	712,449,000	827,295,000
	Parkview Medical Center		Pueblo	305,705,694	403,580,262	473,628,377	533,972,949	564,692,122	581,219,166	602,583,089	689,267,900
	Platte Valley Medical Center	SCL Health	Denver	61,685,735	63,949,213	71,590,190	83,913,463	82,298,922	89,304,130	98,326,140	123,585,419
	Poudre Valley Hospital	UCHealth	Ft. Collins	143,819,356	200,744,918	231,315,851	272,337,540	290,245,825	292,671,917	294,202,317	339,626,699
	Presbyterian/St. Luke's Medical Center	HealthONE	Denver						1,032,791,000	996,687,000	1,062,925,000
	Rose Medical Center	HealthONE	Denver						388,681,000	390,626,000	463,733,000
	Sky Ridge Medical Center	HealthONE	Denver						316,633,000	342,683,000	455,599,000
	St. Joseph Hospital	SCL Health	Denver	229,686,374	320,925,144	363,024,820	409,297,333	398,785,282	414,635,292	436,643,760	498,213,827
	St. Mary's Hospital & Medical Center, Inc.	SCL Health	Grand Junction	224,805,866	246,591,883	264,516,394	281,285,047	273,219,063	280,996,749	272,838,501	309,389,386
	Swedish Medical Center	HealthONE	Denver						939,215,000	1,029,341,000	1,207,794,000
	The Medical Center of Aurora	HealthONE	Denver						784,393,000	858,659,000	978,429,000
	University of Colorado Hospital	UCHealth	Denver	839,679,057	1,086,884,209	1,270,118,302	1,437,631,994	1,663,675,155	1,841,490,064	1,911,943,470	2,310,133,482
	Total			8,314,550,203	10,262,362,430	11,662,174,553	13,065,424,540	14,184,686,693	14,812,242,963	14,935,046,109	17,495,734,662
Medium	Broomfield Hospital	UCHealth	Denver								
	Centura Castle Rock Adventist Hospital	Centura Health Adventist	Denver	23,014,297	36,927,019	48,247,274	58,987,543	69,161,488	72,638,196	70,029,830	84,108,798
	Centura Mercy Hospital	Centura Health CHI	West	44,928,055	73,090,133	87,458,016	106,298,334	119,716,194	128,642,382	138,681,789	166,359,873
	Centura St. Anthony Summit Hospital	Centura Health CHI	West	13,400,203	19,665,034	26,893,662	29,962,626	33,610,288	43,109,951	44,478,707	46,168,748
	Community Hospital		Grand Junction						75,079,702	82,726,212	
	Delta Health		West	23,966,368	32,084,803	32,571,612	38,624,637	38,009,328	36,403,825	35,638,178	42,238,801
	Longs Peak Hospital	UCHealth	Greeley					45,467,167	77,202,653	96,347,307	138,409,850
	Montrose Memorial Hospital		West						56,376,415	61,345,360	70,373,117
	National Jewish Health		Denver	19,075,984	29,362,234	38,592,788	39,099,816	38,213,726	39,843,022	38,198,530	36,875,430
	OrthoColorado Hospital	Centura Health CHI	Denver	48,080	0	16,511	132,051	31,176	-86,776	123,475	198,315
	San Luis Valley Health Regional Medical C..	San Luis Valley	East	37,289,650	51,519,090	54,081,214	56,005,442	59,883,098	60,385,010	59,626,776	69,735,431
	St. Elizabeth Hospital	Lifepoints	East	24,508,349	29,481,389	32,104,211	33,046,625	33,567,601	32,542,729	27,015,684	
	UCHealth Greeley	UCHealth	Greeley							65,386,137	93,879,823
	UCHealth Highlands Ranch	UCHealth	Denver						495,856	42,891,282	88,490,713
	Vail Health Hospital		West	16,393,164	21,034,895	22,347,708	20,882,527	20,732,210	22,758,277	26,958,332	30,043,289
	Valley View Hospital		West	47,364,601	65,476,116	83,432,045	75,759,614	73,775,053	77,526,574	79,079,210	101,050,308
	Yampa Valley Medical Center	UCHealth	West					15,073,720	20,524,085	19,250,683	26,848,405
	Total			249,988,752	358,640,713	425,745,041	458,799,215	599,297,788	767,698,812	915,779,952	1,044,683,440
Small	Animas Surgical Hospital		West						10,831,950	13,073,855	14,762,448
	Arkansas Valley Regional Medical Center		East	18,512,904	22,526,716	26,930,515	27,136,449	25,649,988	25,785,502	22,981,306	18,927,818
	Aspen Valley Hospital		West						9,959,669	8,547,242	12,054,127
	Banner Fort Collins Medical Center	Banner Health	Ft. Collins			15,788,324	21,628,912	22,194,680	23,753,798	22,890,639	27,926,566
	Centura St. Thomas More Hospital	Centura Health CHI	East	31,183,604	44,241,629	49,445,954	56,365,558	54,146,541	59,374,372	61,919,237	77,275,992
	Colorado Canyons Hospital and Medical C..		Grand Junction			5,413,147	5,798,823	6,750,438	7,447,555	6,487,444	8,630,747
	East Morgan County Hospital	Banner Health	East	7,741,086	5,457,545	9,196,056	11,448,105	14,072,349	12,039,850	11,476,955	13,200,694
	Estes Park Health		Ft. Collins	4,865,730	8,336,002	6,806,600	8,661,545	12,340,393	13,600,113	12,159,541	11,395,877
	Grand River Hospital District		West	16,518,346	22,256,085	25,110,279	25,085,009	22,864,645	24,137,392	22,196,018	36,431,376
	Grandview Hospital	UCHealth	Colorado Springs					44,068,547	38,577,814	39,997,071	46,911,998
	Gunnison Valley Health		West	7,541,260	9,349,025	10,504,528	11,742,270	12,499,009	13,409,271	12,729,141	15,405,489
	Haxtun Hospital District		East		1,165,745	1,194,056	1,455,884	1,600,261		2,154,653	2,215,001
	Heart of the Rockies Regional Medical Ce..		East	13,820,408	17,047,172	18,528,972	19,331,891	20,642,452	23,062,826	23,205,250	32,367,560
	Keefe Memorial Health Service District		East						1,393,674	731,886	664,829
	Kit Carson County Health Service District		East	3,400,233	3,247,961	3,396,700	3,265,845	3,357,213		4,978,711	6,192,737
	Lincoln Community Hospital		East						5,144,643	4,280,846	5,560,076
	Melissa Memorial Hospital		East	1,496,489	1,854,084	2,213,500		2,947,111	2,619,430	3,266,643	4,598,752
	Memorial Regional Health		West							23,215,368	23,573,644
	Middle Park Medical Center - Kremmling		West								6,192,737
	Mt. San Rafael Hospital		East	16,528,222	18,773,997	20,920,024	22,299,569	20,543,136	20,094,286	17,947,825	21,884,128
	Pagosa Springs Medical Center		West						10,676,229	11,665,256	12,571,723
	Pikes Peak Regional Hospital	UCHealth	Colorado Springs					2,317,360	10,374,833	11,511,979	13,497,574
	Pioneers Medical Center		West	3,277,227	1,196,040	1,736,842	3,234,706	2,675,028	3,345,734	4,949,730	8,602,764
	Prowers Medical Center		East						15,202,720	14,373,421	16,614,667
	Rangely District Hospital		West	2,115,665	2,229,649	2,539,143	2,623,894	1,842,055		2,023,267	2,962,019
	Rio Grande Hospital		East	4,963,019	6,127,417	6,400,670	7,075,036	6,925,847	7,721,737	7,127,933	8,809,297
	San Luis Valley Health Conejos County Ho..	San Luis Valley	East	4,002,158	5,605,955	4,595,134	4,431,479	4,930,600	4,787,337	5,265,319	4,076,733
	Sedgwick County Health Center		East	3,085,957	3,431,889	3,144,650	3,571,638	3,613,717	4,239,645	4,097,784	4,443,459
	Southeast Colorado Hospital District		East	5,223,071	5,890,565	5,937,411	6,152,555	6,534,400	6,838,073	7,047,185	7,334,971
	Southwest Health System, Inc.		West							34,346,688	42,091,728
	Spanish Peaks Regional Health Center		East				4,558,611	5,523,953	5,890,297	4,355,695	6,022,095
	St. Vincent General Hospital District		West	3,566,160	2,219,503	2,404,335	2,695,073	3,235,192	3,157,981	3,253,423	
	Sterling Regional MedCenter	Banner Health	East	14,323,989	14,936,141	18,920,457	21,343,690	24,229,022	24,742,233	26,496,557	28,525,942
	Weisbrod Memorial County Hospital		East	1,415,099	1,546,039	1,510,282	1,393,623	1,502,620	1,908,294	1,826,928	1,586,623
	Wray Community District Hospital		East	3,001,161	3,139,492	3,429,572	3,959,927	4,716,920	6,162,712	4,711,603	7,726,538
	Yuma District Hospital		East								0
	Total			166,581,788	200,578,652	246,067,152	275,260,091	331,723,476	396,279,969	457,291,709	551,038,729
Grand Total				8,731,120,743	10,821,581,795	12,333,986,747	13,799,483,846	15,115,707,957	15,976,221,744	16,308,117,770	19,0

Hospital Expenditure Report Detailed Data by Hospital

Total Gross Charges -Commerical

Peer Group	Hospital Name	System	DOI Region	2014	2015	2016	2017	2018	2019	2020	2021	
Large	Boulder Community Health		Boulder	540,136,397	552,762,647	642,731,859	664,978,551	693,289,177	690,374,169	643,336,999	746,680,456	
	Centura Avista Adventist Hospital	Centura Health Adventist	Boulder	180,191,846	181,604,276	203,369,370	198,846,155	228,620,929	279,007,078	264,366,024	281,231,238	
	Centura Littleton Adventist Hospital	Centura Health Adventist	Denver	481,455,252	494,151,097	499,814,631	521,585,844	549,553,013	575,144,481	501,745,316	524,756,474	
	Centura Longmont United Hospital	Centura Health CHI	Boulder			578,662,153	328,100,554	188,050,381	182,930,051	165,474,596	166,818,405	
	Centura Parker Adventist Hospital	Centura Health Adventist	Denver	427,419,981	490,088,236	537,696,370	548,999,973	591,989,099	570,732,116	566,962,271	656,789,585	
	Centura Penrose-St. Francis Hospital	Centura Health CHI	Colorado Springs	754,409,577	826,784,859	928,507,352	994,176,914	1,039,847,241	896,091,343	1,220,870,488	1,127,323,742	
	Centura Porter Adventist Hospital	Centura Health Adventist	Denver	448,125,296	517,775,446	507,813,865	492,276,954	492,632,792	467,291,977	419,268,973	522,815,970	
	Centura St. Anthony Hospital	Centura Health CHI	Denver	606,737,861	645,786,465	661,397,100	651,614,098	629,202,744	612,692,271	611,949,940	733,018,680	
	Centura St. Anthony North Hospital	Centura Health CHI	Denver	161,868,284	163,686,450	191,204,366	199,093,773	244,747,057	291,791,088	301,785,356	379,992,347	
	Centura St. Mary-Corwin Hospital	Centura Health CHI	Pueblo	170,850,410	179,408,834	178,759,812	189,638,164	186,275,635	132,373,002	110,377,717	114,505,813	
	Children's Hospital Colorado	Childrens	Denver	941,115,057	998,893,227	1,020,089,502	1,103,562,737	1,288,076,707	1,357,697,549	1,424,010,944	1,574,951,895	
	Children's Hospital Colorado Springs	Childrens	Colorado Springs						76,659,677	153,259,411	187,165,709	
	Denver Health Medical Center		Denver	406,943,288	431,530,906	462,849,768	527,796,553	577,767,296	443,191,994	450,961,022	437,777,991	
	Good Samaritan Medical Center	SCL Health	Boulder	508,970,082	526,978,968	544,283,522	586,060,412	580,457,645	564,877,213	538,591,489	609,806,988	
	HealthONE	HealthONE	Denver	4,936,162,000	5,226,518,002	5,954,603,000	6,483,569,000	7,201,311,000				
	Lutheran Medical Center	SCL Health	Denver	370,854,471	330,036,198	385,422,673	434,610,427	446,071,831	489,105,518	468,088,664	542,240,379	
	McKee Medical Center	Banner Health	Ft. Collins	82,852,820	91,480,032	84,975,157	80,945,727	77,308,444	117,760,019	107,007,137	103,102,892	
	Medical Center of the Rockies	UCHealth	Ft. Collins	276,167,098	322,573,723	337,280,460	364,241,448	431,101,758	483,112,564	440,357,044	460,521,961	
	Memorial Hospital Central	UCHealth	Colorado Springs	488,181,735	505,616,281	607,888,891	723,786,674	874,403,266	992,667,600	995,909,572	1,092,993,466	
	North Colorado Medical Center	Banner Health	Greeley	114,631,375	180,997,866	124,644,663	103,325,233	93,912,317	284,725,054	245,488,629	245,979,969	
	North Suburban Medical Center	HealthONE	Denver						381,878,000	369,495,000	416,846,000	
	Parkview Medical Center		Pueblo	503,272,488	527,086,113	612,383,044	675,329,383	792,887,340	429,135,537	469,629,168	520,647,736	
	Platte Valley Medical Center	SCL Health	Denver	85,580,476	82,006,562	92,510,412	100,786,989	104,794,101	122,827,296	125,630,987	153,366,156	
	Poudre Valley Hospital	UCHealth	Ft. Collins	367,117,056	384,573,660	426,191,126	491,402,885	535,372,341	574,413,897	545,669,882	567,333,429	
	Presbyterian/St. Luke's Medical Center	HealthONE	Denver						1,375,350,000	1,422,725,000	1,565,629,000	
	Rose Medical Center	HealthONE	Denver						850,716,000	846,076,000	971,879,000	
	Sky Ridge Medical Center	HealthONE	Denver						1,535,625,000	1,602,735,000	1,857,165,000	
	St. Joseph Hospital	SCL Health	Denver	755,016,433	786,895,104	839,256,225	931,483,598	945,451,062	1,012,869,840	952,606,610	1,038,231,732	
	St. Mary's Hospital & Medical Center, Inc.	SCL Health	Grand Junction	238,919,525	233,794,779	248,124,932	243,851,998	248,847,734	260,389,929	268,108,649	296,133,116	
	Swedish Medical Center	HealthONE	Denver						1,414,380,000	1,417,202,000	1,573,134,000	
	The Medical Center of Aurora	HealthONE	Denver						766,179,000	731,885,000	926,093,000	
	University of Colorado Hospital	UCHealth	Denver	1,506,547,295	1,759,978,095	1,955,222,345	2,237,233,093	2,677,469,082	3,113,556,203	3,132,919,601	3,382,880,872	
	Total			15,353,526,102	16,441,007,825	18,625,682,597	19,877,297,136	21,719,439,993	21,345,545,467	21,514,494,489	23,777,813,001	
Medium	Broomfield Hospital	UCHealth	Denver					55,512,710	35,947,198	58,812,673	85,682,667	
	Centura Castle Rock Adventist Hospital	Centura Health Adventist	Denver	104,226,327	139,800,608	148,519,371	176,271,708	214,322,242	222,080,402	216,251,904	265,679,355	
	Centura Mercy Hospital	Centura Health CHI	West	144,798,710	164,531,050	193,050,881	218,579,125	256,373,912	235,018,601	214,956,829	243,304,280	
	Centura St. Anthony Summit Hospital	Centura Health CHI	West	84,451,988	93,241,280	106,843,840	128,096,406	162,565,199	164,508,181	149,574,255	168,216,857	
	Community Hospital		Grand Junction							133,128,056	131,704,775	
	Delta Health		West	36,634,359	37,002,679	38,238,065	41,205,062	43,406,366	49,332,621	48,165,257	56,635,179	
	Longs Peak Hospital	UCHealth	Greeley					71,088,409	132,499,045	171,006,153	222,649,489	
	Montrose Memorial Hospital		West						74,334,373	69,626,504	82,546,983	
	National Jewish Health		Denver	64,410,580	68,234,142	92,597,105	90,597,531	90,711,318	84,829,575	89,478,964	90,806,869	
	OrthoColorado Hospital	Centura Health CHI	Denver	112,230,959	132,388,842	163,825,202	157,661,350	173,879,698	170,031,573	172,553,042	204,643,600	
	San Luis Valley Health Regional Medical C..	San Luis Valley	East	32,212,662	35,472,830	36,271,393	38,937,896	38,624,189	42,417,922	42,532,411	36,077,682	
	St. Elizabeth Hospital	Lifepoints	East	40,344,664	37,322,566	41,117,344	43,034,804	40,562,143	36,004,212		25,907,745	
	UCHealth Greeley	UCHealth	Greeley							104,891,706	132,651,407	
	UCHealth Highlands Ranch	UCHealth	Denver						2,165,259	211,194,496	339,574,222	
	Vail Health Hospital		West	153,532,542	148,455,209	149,425,078	148,299,858	154,234,984	172,945,573	166,336,644	192,119,191	
	Valley View Hospital		West	162,306,726	172,075,539	203,482,607	198,587,916	201,645,935	196,372,138	192,418,217	215,628,505	
	Yampa Valley Medical Center	UCHealth	West					55,917,974	74,044,557	75,925,921	88,397,028	
	Total			935,149,518	1,028,524,744	1,173,370,887	1,241,271,657	1,558,845,079	1,825,659,287	2,141,337,496	2,424,613,314	
	Small	Animas Surgical Hospital		West						38,625,261	40,461,624	46,164,076
		Arkansas Valley Regional Medical Center		East	16,237,665	15,175,261	14,743,317	13,858,018	12,559,942	14,285,955	18,281,743	1,963,016
Aspen Valley Hospital			West						71,623,771	68,698,138	84,143,779	
Banner Fort Collins Medical Center		Banner Health	Ft. Collins			23,892,926	20,945,809	30,139,080	40,904,727	37,898,156	44,722,232	
Centura St. Thomas More Hospital		Centura Health CHI	East	37,795,571	56,406,592	56,748,228	64,154,975	68,199,638	67,206,608	47,467,699	51,564,505	
Colorado Canyons Hospital and Medical C..			Grand Junction			32,003,017	34,896,979	39,019,131	41,221,220	37,632,851	50,562,701	
East Morgan County Hospital		Banner Health	East	8,134,306	7,770,971	10,097,276	11,114,435	13,857,839	16,090,028	14,563,298	17,237,350	
Estes Park Health			Ft. Collins	15,124,815	16,896,726	17,949,196	17,513,845	19,415,207	21,214,371	20,494,718	23,123,789	
Grand River Hospital District			West	27,631,578	27,888,721	30,872,123	34,931,369	38,518,239	41,616,990	38,879,435	50,951,065	
Grandview Hospital		UCHealth	Colorado Springs					34,394,541	43,654,255	52,904,185	62,558,765	
Gunnison Valley Health			West	25,432,347	25,573,203	31,042,682	31,736,750	37,520,479	45,194,130	46,413,718	52,930,129	
Haxtun Hospital District			East		2,062,232	2,350,904	3,418,621	3,086,472		3,476,902	4,293,721	
Heart of the Rockies Regional Medical Ce..			East	29,803,863	34,355,408	40,603,141	38,061,407	39,614,370	41,468,464	43,370,791	54,961,666	
Keefe Memorial Health Service District			East						1,943,387	4,584,570	4,296,356	
Kit Carson County Health Service District			East									

Hospital Expenditure Report Detailed Data by Hospital

Total Gross Charges -Self Pay

Peer Group	Hospital Name	System	DOI Region	2014	2015	2016	2017	2018	2019	2020	2021
Large	Boulder Community Health		Boulder	29,220,875	22,857,440	25,035,284	30,309,568	36,317,789	30,645,795	19,000,525	17,313,719
	Centura Avista Adventist Hospital	Centura Health Adventist	Boulder	6,602,038	4,148,035	5,194,461	14,217,927	17,431,121	29,387,337	29,942,297	35,724,279
	Centura Littleton Adventist Hospital	Centura Health Adventist	Denver	25,150,727	16,420,545	14,845,247	20,366,623	17,760,114	41,260,173	34,652,856	37,031,769
	Centura Longmont United Hospital	Centura Health CHI	Boulder			0	11,870,190	12,473,642	25,860,300	24,684,544	24,555,846
	Centura Parker Adventist Hospital	Centura Health Adventist	Denver	28,370,812	22,308,894	20,752,513	25,316,557	27,184,421	39,200,021	38,898,716	43,597,668
	Centura Penrose-St. Francis Hospital	Centura Health CHI	Colorado Springs	43,264,624	30,290,365	27,394,302	44,075,723	42,059,988	66,098,197	78,319,036	81,648,430
	Centura Porter Adventist Hospital	Centura Health Adventist	Denver	24,785,946	14,766,541	13,547,020	19,106,346	19,847,708	39,298,235	27,337,554	29,126,078
	Centura St. Anthony Hospital	Centura Health CHI	Denver	61,776,472	36,676,130	36,825,871	47,567,767	44,768,726	61,241,905	71,177,762	76,457,052
	Centura St. Anthony North Hospital	Centura Health CHI	Denver	40,381,125	21,080,419	20,680,093	24,996,587	26,418,161	43,450,265	55,173,541	53,961,043
	Centura St. Mary-Corwin Hospital	Centura Health CHI	Pueblo	8,666,465	4,875,038	4,390,065	7,055,791	8,092,930	12,276,186	10,588,570	11,073,339
	Children's Hospital Colorado	Childrens	Denver	13,227,002	13,138,774	12,595,336	20,418,963	20,846,367	23,736,614	21,888,757	24,214,498
	Children's Hospital Colorado Springs	Childrens	Colorado Springs						3,658,910	5,376,947	7,259,991
	Denver Health Medical Center		Denver	146,143,054	149,101,401	167,491,697	158,193,199	167,676,634	308,859,941	265,967,295	265,926,146
	Good Samaritan Medical Center	SCL Health	Boulder	16,532,306	16,949,107	13,960,344	17,775,583	21,440,330	20,224,063	18,251,964	18,638,962
	HealthONE	HealthONE	Denver	486,093,000	557,160,002	573,825,000	665,713,000	786,043,000			
	Lutheran Medical Center	SCL Health	Denver	56,072,590	38,646,568	36,346,866	35,812,039	49,239,635	53,384,295	49,979,179	44,855,499
	McKee Medical Center	Banner Health	Ft. Collins	10,736,908	3,714,807	3,687,204	6,008,760	2,874,345	10,214,430	7,578,463	6,858,969
	Medical Center of the Rockies	UCHealth	Ft. Collins	49,309,875	28,620,535	30,021,588	28,699,137	37,087,369	35,620,297	35,299,266	33,499,543
	Memorial Hospital Central	UCHealth	Colorado Springs	149,323,288	68,413,507	70,932,011	78,712,576	100,104,610	99,288,924	130,150,707	124,933,054
	North Colorado Medical Center	Banner Health	Greeley	91,969,584	65,243,666	13,341,368	9,108,942	12,770,217	44,243,869	43,601,796	38,994,229
	North Suburban Medical Center	HealthONE	Denver						134,776,000	137,547,000	129,847,000
	Parkview Medical Center		Pueblo	30,952,420	18,757,466	19,464,920	22,220,425	27,956,806	32,052,625	43,243,675	34,284,385
	Platte Valley Medical Center	SCL Health	Denver	17,164,097	14,653,235	15,992,786	18,696,372	16,878,673	19,492,284	20,227,332	19,120,255
	Poudre Valley Hospital	UCHealth	Ft. Collins	56,961,651	32,151,466	30,630,141	32,643,168	36,930,275	35,159,082	39,461,834	41,578,716
	Presbyterian/St. Luke's Medical Center	HealthONE	Denver						160,322,000	161,635,000	152,521,000
	Rose Medical Center	HealthONE	Denver						141,592,000	132,204,000	182,766,000
	Sky Ridge Medical Center	HealthONE	Denver						89,368,000	105,832,000	127,287,000
	St. Joseph Hospital	SCL Health	Denver	105,055,661	100,485,222	84,979,565	100,115,271	106,719,280	119,199,392	106,245,195	104,651,271
	St. Mary's Hospital & Medical Center, Inc.	SCL Health	Grand Junction	31,299,216	31,660,257	37,088,748	38,774,257	42,637,155	37,715,347	35,182,406	35,647,749
	Swedish Medical Center	HealthONE	Denver						151,596,000	124,172,000	155,728,000
	The Medical Center of Aurora	HealthONE	Denver						199,674,000	149,415,000	145,158,000
	University of Colorado Hospital	UCHealth	Denver	312,774,919	175,632,067	171,814,828	198,928,246	219,089,590	202,833,691	242,781,582	251,637,951
	Total			1,841,834,656	1,487,751,488	1,450,837,258	1,676,703,018	1,900,648,887	2,311,730,179	2,265,816,798	2,355,897,442
Medium	Broomfield Hospital	UCHealth	Denver						12,945,065	5,971,561	6,507,011
	Centura Castle Rock Adventist Hospital	Centura Health Adventist	Denver	7,841,912	5,557,222	5,617,894	12,260,995	16,506,462	22,615,698	22,629,091	31,291,843
	Centura Mercy Hospital	Centura Health CHI	West	10,128,323	6,857,095	6,971,575	13,074,095	9,277,242	15,889,095	17,357,708	20,861,384
	Centura St. Anthony Summit Hospital	Centura Health CHI	West	8,344,218	7,178,218	7,096,711	12,501,750	13,678,351	21,642,055	20,265,358	24,163,426
	Community Hospital		Grand Junction						10,452,449	379,705,985	
	Delta Health		West	3,830,980	3,820,855	3,652,118	4,248,143	4,362,484	5,187,073	5,064,292	4,337,677
	Longs Peak Hospital	UCHealth	Greeley					8,529,145	13,335,362	19,448,061	19,473,676
	Montrose Memorial Hospital		West						8,030,745	7,227,511	8,402,328
	National Jewish Health		Denver	581,474	576,255	748,847	923,740	820,854	875,393	1,030,392	1,396,209
	OrthoColorado Hospital	Centura Health CHI	Denver	861,893	398,716	1,134,270	967,065	1,824,292	1,955,993	1,183,285	1,335,702
	San Luis Valley Health Regional Medical C..	San Luis Valley	East	10,026,231	5,377,475	6,532,988	6,187,916	9,778,900	7,929,582	6,512,140	11,466,466
	St. Elizabeth Hospital	Lifepoints	East	10,026,042	8,688,643	10,326,901	9,508,499	9,269,138	5,477,787	3,227,016	
	UCHealth Greeley	UCHealth	Greeley							11,474,977	14,014,573
	UCHealth Highlands Ranch	UCHealth	Denver						473,186	6,119,081	8,932,991
	Vail Health Hospital		West	14,669,385	12,575,268	12,167,400	12,221,233	11,879,990	13,926,769	13,304,811	16,358,281
	Valley View Hospital		West	9,834,647	10,185,817	12,390,673	11,634,678	12,768,036	13,765,749	14,965,508	27,056,612
	Yampa Valley Medical Center	UCHealth	West					4,817,277	4,364,265	6,797,496	7,348,216
	Total			76,145,103	61,215,563	66,639,378	83,528,114	116,457,237	151,892,762	541,261,645	202,946,394
Small	Animas Surgical Hospital		West						8,749,507	6,084,398	14,370,512
	Arkansas Valley Regional Medical Center		East	5,929,705	2,556,162	2,165,193	2,037,876	2,558,833	4,153,549	2,717,558	1,962,178
	Aspen Valley Hospital		West						5,701,530	4,702,666	5,363,776
	Banner Fort Collins Medical Center	Banner Health	Ft. Collins			1,120,824	757,944	1,608,825	2,326,363	2,764,755	2,456,111
	Centura St. Thomas More Hospital	Centura Health CHI	East	3,978,444	2,916,811	2,650,011	3,577,760	3,697,009	5,778,193	5,816,031	5,297,345
	Colorado Canyons Hospital and Medical C..		Grand Junction			1,247,610	1,120,000	2,540,515	2,259,165	2,762,709	2,463,539
	East Morgan County Hospital	Banner Health	East	978,167	925,511	1,298,617	1,543,799	1,778,012	2,006,600	2,001,249	1,814,329
	Estes Park Health		Ft. Collins	1,508,286	1,218,413	1,746,023	1,809,860	3,230,103	3,335,856	2,966,487	2,732,781
	Grand River Hospital District		West	8,084,963	7,063,090	7,179,886	7,914,043	8,491,695	7,374,908	7,428,405	9,354,094
	Grandview Hospital	UCHealth	Colorado Springs					6,850,766	5,982,036	6,279,761	6,280,169
	Gunnison Valley Health		West	1,944,172	2,443,520	1,966,878	2,912,919	3,455,865	5,468,256	4,869,654	5,012,952
	Haxtun Hospital District		East		737,496	979,340	777,645	965,364		672,503	474,163
	Heart of the Rockies Regional Medical Ce..		East	3,110,312	3,025,531	3,591,686	3,535,707	4,576,038	5,301,489	5,622,405	7,028,625
	Keefe Memorial Health Service District		East						287,243	17,767	0
	Kit Carson County Health Service District		East	936,188	1,076,587	955,436	1,274,091	947,696		1,929,550	1,858,520
	Lincoln Community Hospital		East						1,580,912	2,047,233	1,754,385
	Melissa Memorial Hospital		East	606,780	464,436	322,818		507,300	465,252	357,666	398,671
	Memorial Regional Health		West							5,417,516	3,643,814
	Middle Park Medical Center - Kremmling		West								1,858,520
	Mt. San Rafael Hospital		East	3,400,716	2,827,342	3,202,919	2,971,476	3,859,007	2,039,268	3,063,704	661,969
	Pagosa Springs Medical Center		West						2,809,930	2,408,322	2,522,342
	Pikes Peak Regional Hospital	UCHealth	Colorado Springs					399,696	1,668,793	2,151,111	2,063,340
	Pioneers Medical Center		West	643,146	6,494,616	9,433,176	7,968,557	846,571	587,291	573,689	1,786,490
	Prowers Medical Center		East						2,529,229	1,785,551	1,471,152
	Rangely District Hospital		West	334,047	382,016	682,307	685,693	757,568		459,106	718,466
	Rio Grande Hospital		East	1,560,508	1,479,247	1,543,156	1,660,280	1,708,169	1,736,987	1,877,165	1,681,699
	San Luis Valley Health Conejos County Ho..	San Luis Valley	East	1,093,416	669,988	450,292	402,386	806,416	828,680	926,993	652,245
	Sedgwick County Health Center		East	1,751,830	1,794,809	1,599,603	1,667,859	1,819,737	2,322,022	2,025,300	1,907,627
	Southeast Colorado Hospital District		East	980,568	589,055	397,661	367,984	568,819	1,890,543	1,673,765	1,375,644
	Southwest Health System, Inc.		West							3,217,243	3,985,781
	Spanish Peaks Regional Health Center		East				460,156	626,487	572,271	553,807	865,620
	St. Vincent General Hospital District		West	2,152,516	1,323,438	1,434,310	1,733,377	1,079,432	841,469	1,049,804	
	Sterling Regional MedCenter	Banner Health	East	2,439,694	2,254,800	1,474,024	1,496,338	2,074,033	2,737,289	3,301,868	2,958,407
	Weisbrod Memorial County Hospital		East	497,806	440,557	472,511	503,901	520,027	553,569	599,567	589,068
	Wray Community District Hospital		East	786,494	549,875	698,015	640,721	659,052	744,452	1,181,181	1,447,342
	Yuma District Hospital		East								0
	Total			42,717,758	41,233,301	46,612,296	47,820,373	56,933,033	82,632,832	91,306,190	98,811,676
Grand Total				1,960,697,517	1,590,200,352	1,564,088,932	1,808,051,505	2,074,039,157	2,546,255,774	2,898,384,632	2,657,655,512

Hospital Expenditure Report Detailed Data by Hospital

Total Gross Charges -CICP/Other

Peer Group	Hospital Name	System	DOI Region	2019	2020	2021
Large	Boulder Community Health		Boulder	76,189,462	84,348,257	89,059,565
	Centura Avista Adventist Hospital	Centura Health Adventist	Boulder	8,570,900	7,257,232	7,028,313
	Centura Littleton Adventist Hospital	Centura Health Adventist	Denver	20,574,542	18,652,756	21,043,028
	Centura Longmont United Hospital	Centura Health CHI	Boulder	9,692,364	14,497,436	14,706,633
	Centura Parker Adventist Hospital	Centura Health Adventist	Denver	38,870,566	48,067,601	51,581,013
	Centura Penrose-St. Francis Hospital	Centura Health CHI	Colorado Springs	248,417,008	305,095,037	366,647,146
	Centura Porter Adventist Hospital	Centura Health Adventist	Denver	25,977,618	24,137,511	26,706,226
	Centura St. Anthony Hospital	Centura Health CHI	Denver	32,808,358	42,904,107	52,042,992
	Centura St. Anthony North Hospital	Centura Health CHI	Denver	15,261,136	16,074,975	19,639,184
	Centura St. Mary-Corwin Hospital	Centura Health CHI	Pueblo	19,394,418	24,164,730	30,270,059
	Children's Hospital Colorado	Childrens	Denver	145,181,861	327,670,077	438,450,508
	Children's Hospital Colorado Springs	Childrens	Colorado Springs	55,923,223	119,173,158	122,882,805
	Denver Health Medical Center		Denver	135,014,387	105,933,998	227,922,677
	Good Samaritan Medical Center	SCL Health	Boulder	42,602,766	42,263,433	29,361,249
	Lutheran Medical Center	SCL Health	Denver	42,665,170	40,602,205	55,575,075
	McKee Medical Center	Banner Health	Ft. Collins	11,305,365	13,150,027	13,065,057
	Medical Center of the Rockies	UCHealth	Ft. Collins	66,009,331	74,710,835	79,204,213
	Memorial Hospital Central	UCHealth	Colorado Springs	423,510,466	438,424,319	478,855,342
	North Colorado Medical Center	Banner Health	Greeley	47,988,330	43,076,759	41,394,281
	North Suburban Medical Center	HealthONE	Denver	65,345,000	87,657,000	108,716,000
	Parkview Medical Center		Pueblo	38,341,317	41,063,452	50,546,460
	Platte Valley Medical Center	SCL Health	Denver	23,261,094	21,873,578	24,744,525
	Poudre Valley Hospital	UCHealth	Ft. Collins	57,762,054	70,439,226	75,924,683
	Presbyterian/St. Luke's Medical Center	HealthONE	Denver	127,179,000	153,380,000	186,419,000
	Rose Medical Center	HealthONE	Denver	108,543,000	111,818,000	146,742,000
	Sky Ridge Medical Center	HealthONE	Denver	202,208,000	221,470,000	278,656,000
	St. Joseph Hospital	SCL Health	Denver	18,287,791	24,027,631	28,671,885
	St. Mary's Hospital & Medical Center, Inc.	SCL Health	Grand Junction	124,914,115	136,292,797	151,091,140
	Swedish Medical Center	HealthONE	Denver	230,076,000	231,423,000	305,285,000
	The Medical Center of Aurora	HealthONE	Denver	120,995,000	138,658,000	194,002,000
	University of Colorado Hospital	UCHealth	Denver	522,829,149	546,188,262	567,723,496
	Total			3,105,698,791	3,574,495,398	4,283,957,553
Medium	Broomfield Hospital	UCHealth	Denver	4,438,805	6,922,953	10,378,678
	Centura Castle Rock Adventist Hospital	Centura Health Adventist	Denver	16,354,854	22,607,139	20,739,155
	Centura Mercy Hospital	Centura Health CHI	West	17,271,239	32,636,091	41,088,547
	Centura St. Anthony Summit Hospital	Centura Health CHI	West	7,328,054	6,061,545	6,316,049
	Community Hospital		Grand Junction	87,267,591	27,370,787	
	Delta Health		West	2,916,225	2,503,539	2,659,906
	Longs Peak Hospital	UCHealth	Greeley	13,268,929	19,243,289	23,693,063
	Montrose Memorial Hospital		West	24,400,352	26,826,438	26,000,031
	National Jewish Health		Denver	8,273,926	7,961,859	8,534,628
	OrthoColorado Hospital	Centura Health CHI	Denver	4,635,980	5,167,118	6,115,332
	San Luis Valley Health Regional Medical C..	San Luis Valley	East	12,127,561	12,210,261	8,081,289
	St. Elizabeth Hospital	Lifepoints	East	8,577,032	12,558,681	
	UCHealth Greeley	UCHealth	Greeley		13,698,204	18,815,295
	UCHealth Highlands Ranch	UCHealth	Denver	181,803	17,682,311	28,784,687
	Vail Health Hospital		West	7,337,561	6,411,720	9,946,783
	Valley View Hospital		West	29,581,064	24,118,634	26,325,573
	Yampa Valley Medical Center	UCHealth	West	6,886,137	8,120,937	8,878,402
	Total			250,847,114	252,101,507	246,357,419
Small	Animas Surgical Hospital		West	6,506,740	9,374,603	9,099,385
	Arkansas Valley Regional Medical Center		East	5,183,017	6,298,161	19,199,738
	Aspen Valley Hospital		West	6,995,766	5,473,758	6,680,313
	Banner Fort Collins Medical Center	Banner Health	Ft. Collins	4,552,961	4,657,580	5,054,654
	Centura St. Thomas More Hospital	Centura Health CHI	East	6,505,895	8,442,342	9,217,048
	Colorado Canyons Hospital and Medical C..		Grand Junction	9,472,150	19,786,499	28,006,740
	East Morgan County Hospital	Banner Health	East	2,644,450	2,511,658	2,421,694
	Estes Park Health		Ft. Collins	4,082,823	2,610,015	3,338,325
	Grand River Hospital District		West	2,044,025	627,229	2,064,337
	Grandview Hospital	UCHealth	Colorado Springs	14,420,431	19,079,211	26,728,104
	Gunnison Valley Health		West	0	0	0
	Haxtun Hospital District		East		0	7,752
	Heart of the Rockies Regional Medical Ce..		East	4,264,227	4,132,935	7,567,684
	Keefe Memorial Health Service District		East	201,841	372,893	254,964
	Kit Carson County Health Service District		East		0	4,158
	Lincoln Community Hospital		East	4,834,048	917,217	1,431,583
	Melissa Memorial Hospital		East	4,142,923	2,903,842	784,211
	Memorial Regional Health		West		37,642,443	1,663,537
	Middle Park Medical Center - Kremmling		West			4,158
	Mt. San Rafael Hospital		East	0	53,361	0
	Pagosa Springs Medical Center		West	2,798,626	8,430,732	4,502,055
	Pikes Peak Regional Hospital	UCHealth	Colorado Springs	3,653,103	4,924,050	6,164,008
	Pioneers Medical Center		West	0	22,671,132	3,236,158
	Prowers Medical Center		East	1,144,547	3,181,934	4,161,983
	Rangely District Hospital		West		470,419	834,284
	Rio Grande Hospital		East	1,809,441	1,298,173	1,597,284
	San Luis Valley Health Conejos County Ho..	San Luis Valley	East	739,207	852,834	581,980
	Sedgwick County Health Center		East	149,375	202,836	364,026
	Southeast Colorado Hospital District		East	4,326	1,101,977	104,585
	Southwest Health System, Inc.		West		8,657,997	9,244,823
	Spanish Peaks Regional Health Center		East	1,227,797	1,258,310	2,465,534
	St. Vincent General Hospital District		West	0	1,671,449	
	Sterling Regional MedCenter	Banner Health	East	8,142,486	8,073,145	8,988,889
	Weisbrod Memorial County Hospital		East	60,244	96,462	58,057
	Wray Community District Hospital		East	6,838,577	5,708,746	830,477
	Yuma District Hospital		East			31,396,263
	Total			102,419,026	193,483,942	198,058,789
Grand Total				3,458,964,930	4,020,080,847	4,728,373,761

Hospital Expenditure Report Detailed Data by Hospital

Bad Debt Charges -Total

Peer Group	Hospital Name	System	DOI Region	2014	2015	2016	2017	2018	2019	2020	2021
Large	Boulder Community Health		Boulder	15,288,320	17,202,933	13,048,545	16,062,569	21,162,349	12,464,478	15,872,055	9,772,023
	Centura Avista Adventist Hospital	Centura Health Adventist	Boulder	3,819,562	1,805,943	2,860,840	5,831,713	4,545,846	6,481,796	3,006,552	1,541,404
	Centura Littleton Adventist Hospital	Centura Health Adventist	Denver	14,131,307	9,897,821	7,745,796	17,648,996	10,979,605	17,366,850	15,666,745	2,761,423
	Centura Longmont United Hospital	Centura Health CHI	Boulder			15,055,775	6,958,656	8,987,993	9,819,729	7,539,087	-684,151
	Centura Parker Adventist Hospital	Centura Health Adventist	Denver	13,728,933	9,443,230	9,555,792	18,649,678	11,852,932	16,976,129	14,682,963	8,235,551
	Centura Penrose-St. Francis Hospital	Centura Health CHI	Colorado Springs	18,441,306	11,235,880	9,038,936	41,246,679	16,520,321	40,334,346	26,827,172	7,187,898
	Centura Porter Adventist Hospital	Centura Health Adventist	Denver	11,353,236	5,006,913	4,665,056	17,518,930	7,500,153	10,724,626	5,682,633	4,150,147
	Centura St. Anthony Hospital	Centura Health CHI	Denver	24,979,302	18,381,002	17,521,361	30,361,347	25,796,021	23,428,037	22,609,857	24,162,158
	Centura St. Anthony North Hospital	Centura Health CHI	Denver	18,295,865	7,473,939	8,251,981	12,315,484	13,138,428	17,306,395	16,699,762	1,430,527
	Centura St. Mary-Corwin Hospital	Centura Health CHI	Pueblo	2,418,192	2,785,538	2,300,631	12,605,241	3,365,315	4,892,435	-840,693	-39,118
	Children's Hospital Colorado	Childrens	Denver	15,470,538	10,327,681	8,312,410	10,218,281	4,254,897	17,654,929	38,288,783	9,166,342
	Children's Hospital Colorado Springs	Childrens	Colorado Springs						4,672,918	4,507,986	689,115
	Denver Health Medical Center		Denver	113,991,625	100,473,430	97,030,645	79,285,674	81,351,597	98,795,282	87,529,450	102,587,503
	Good Samaritan Medical Center	SCL Health	Boulder	7,997,884	9,185,006	8,373,573	9,087,660	6,312,819	5,049,859	6,918,307	6,484,045
	HealthONE	HealthONE	Denver	50,440,000	130,110,001	90,094,000	75,872,000	86,900,000			
	Lutheran Medical Center	SCL Health	Denver	14,379,624	15,201,223	12,540,297	10,370,497	16,746,115	9,954,838	13,221,758	10,653,179
	McKee Medical Center	Banner Health	Ft. Collins	5,049,953	4,478,719	3,156,747	3,782,970	4,413,291	5,194,055	4,044,732	813,325
	Medical Center of the Rockies	UCHealth	Ft. Collins	21,805,047	17,701,455	15,811,702	16,856,683	21,239,003	18,459,621	21,986,926	25,720,833
	Memorial Hospital Central	UCHealth	Colorado Springs	60,856,899	29,213,600	34,839,565	40,424,635	52,170,863	43,359,864	75,507,912	75,179,737
	North Colorado Medical Center	Banner Health	Greeley	21,511,824	14,053,331	11,857,058	12,964,749	15,459,923	19,189,689	9,570,518	3,547,143
	North Suburban Medical Center	HealthONE	Denver						22,740,000	5,636,000	21,957,000
	Parkview Medical Center		Pueblo	42,302,051	18,979,801	21,761,800	23,747,913	30,904,800	18,320,225	11,358,303	32,252,643
	Platte Valley Medical Center	SCL Health	Denver	5,043,416	4,559,778	5,914,501	4,038,409	9,514,809	10,538,110	8,915,325	7,699,181
	Poudre Valley Hospital	UCHealth	Ft. Collins	26,278,967	21,361,586	18,138,471	18,171,497	22,561,634	17,586,871	27,242,507	24,501,062
	Presbyterian/St. Luke's Medical Center	HealthONE	Denver						13,506,000	4,813,000	5,897,000
	Rose Medical Center	HealthONE	Denver						13,618,000	2,044,000	17,005,000
	Sky Ridge Medical Center	HealthONE	Denver						10,084,000	5,539,000	10,082,000
	St. Joseph Hospital	SCL Health	Denver	9,069,495	15,237,298	9,891,567	8,744,513	13,341,012	7,278,554	12,712,890	9,247,938
	St. Mary's Hospital & Medical Center, Inc.	SCL Health	Grand Junction	15,294,528	13,255,428	8,604,696	6,017,433	8,130,860	15,028,477	9,479,878	6,504,043
	Swedish Medical Center	HealthONE	Denver						31,823,000	-10,419,000	31,884,000
	The Medical Center of Aurora	HealthONE	Denver						39,178,000	-3,385,000	23,556,000
	University of Colorado Hospital	UCHealth	Denver	69,503,953	59,432,284	55,594,478	68,710,367	85,585,128	78,304,150	93,216,808	95,630,368
	Total			601,451,826	546,803,820	491,966,224	567,492,576	582,735,713	660,131,262	556,476,216	579,575,318
Medium	Broomfield Hospital	UCHealth	Denver						8,392,365	692,024	4,061,928
	Centura Castle Rock Adventist Hospital	Centura Health Adventist	Denver	5,999,346	5,238,100	3,102,843	8,392,740	4,937,808	7,352,288	8,346,065	4,149,157
	Centura Mercy Hospital	Centura Health CHI	West	6,113,294	4,048,482	4,148,146	13,054,557	5,327,530	6,920,122	7,241,839	5,245,154
	Centura St. Anthony Summit Hospital	Centura Health CHI	West	5,237,804	4,417,725	2,977,406	8,269,184	6,727,562	11,375,312	8,981,273	7,634,020
	Community Hospital		Grand Junction						10,324,319	44,338,206	
	Delta Health		West	1,978,653	1,282,629	1,290,220	1,759,929	2,123,520	2,222,061	1,980,823	1,533,012
	Longs Peak Hospital	UCHealth	Greeley					4,906,901	4,518,599	9,495,969	10,818,721
	Montrose Memorial Hospital		West						4,486,745	3,970,542	7,215,213
	National Jewish Health		Denver	2,285,000	2,702,999	1,917,000	1,952,003	1,843,001	2,690,965	2,465,214	2,721,797
	OrthoColorado Hospital	Centura Health CHI	Denver	476,123	262,655	507,225	1,355,535	399,763	540,902	573,963	2,308,829
	San Luis Valley Health Regional Medical C..	San Luis Valley	East	4,330,879	2,744,031	4,493,650	2,467,841	6,443,269	0	2,968,207	4,848,161
	St. Elizabeth Hospital	Lifepoints	East	5,440,522	3,372,687	3,825,000	3,989,000	3,909,000	3,869,882	2,691,423	
	UCHealth Greeley	UCHealth	Greeley							6,869,916	10,220,614
	UCHealth Highlands Ranch	UCHealth	Denver						0	2,754,332	4,109,729
	Vail Health Hospital		West	14,513,545	8,262,623	10,356,865	9,071,156	10,607,863	14,166,025	7,885,869	7,977,676
	Valley View Hospital		West	5,565,302	5,179,772	6,908,357	6,442,727	5,284,061	5,050,398	5,162,390	9,739,289
	Yampa Valley Medical Center	UCHealth	West					2,243,709	2,227,341	4,172,935	4,587,195
	Total			51,940,468	37,511,703	39,526,711	56,754,673	63,146,353	76,436,983	123,960,896	86,385,411
Small	Animas Surgical Hospital		West						1,098,016	1,082,548	1,180,595
	Arkansas Valley Regional Medical Center		East	3,673,955	1,406,446	1,811,389	2,113,072	5,000,431	3,880,946	3,824,901	4,270,735
	Aspen Valley Hospital		West						3,769,468	2,914,848	3,704,060
	Banner Fort Collins Medical Center	Banner Health	Ft. Collins			3,048,842	1,472,707	1,838,129	2,614,837	1,781,932	526,362
	Centura St. Thomas More Hospital	Centura Health CHI	East	1,047,533	1,205,848	1,011,012	6,830,533	1,866,636	3,390,987	2,115,795	268,190
	Colorado Canyons Hospital and Medical C..		Grand Junction			1,366,187	1,241,459	1,362,304	3,300,756	2,131,535	2,088,187
	East Morgan County Hospital	Banner Health	East	1,289,995	944,649	586,558	959,651	1,009,200	1,095,325	761,410	959,718
	Estes Park Health		Ft. Collins	2,348,697	2,842,492	3,643,810	4,222,087	330,712	1,130,252	650,166	881,071
	Grand River Hospital District		West	5,890,625	5,847,318	7,856,539	5,241,351	7,772,273	5,110,873	6,241,099	4,753,806
	Grandview Hospital	UCHealth	Colorado Springs					4,410,275	551,440	4,462,777	3,567,433
	Gunnison Valley Health		West	1,451,353	1,176,909	1,926,600	2,325,772	3,648,063	2,031,683	1,307,194	2,244,643
	Haxtun Hospital District		East		200,509	317,628	208,450	188,672		174,494	61,184
	Heart of the Rockies Regional Medical Ce..		East	3,352,073	3,790,225	4,174,079	2,910,055	2,715,687	2,264,549	2,408,658	3,280,587
	Keefe Memorial Health Service District		East						414,928	281,000	91,380
	Kit Carson County Health Service District		East	0	0	0	0	0		0	765,146
	Lincoln Community Hospital		East						2,203,394	2,309,318	1,946,411
	Melissa Memorial Hospital		East	-236,868	102,000	440,850		639,277	957,240	391,052	518,852
	Memorial Regional Health		West							3,715,470	4,385,362
	Middle Park Medical Center - Kremmling		West								765,146
	Mt. San Rafael Hospital		East	3,709,955	2,719,370	2,874,342	2,865,918	3,639,798	3,059,260	2,355,248	2,935,649
	Pagosa Springs Medical Center		West						0	1,730,052	2,499,020
	Pikes Peak Regional Hospital	UCHealth	Colorado Springs					270,959	371,051	2,168,710	2,303,339
	Pioneers Medical Center		West	469,688	602,321	601,902	857,642	1,131,745	882,299	1,438,372	2,562,097
	Prowers Medical Center		East						783,432	1,797,781	1,364,845
	Rangely District Hospital		West	986,020	355,375	504,186	713,694	293,197		448,417	301,221
	Rio Grande Hospital		East	1,763,056	785,185	1,501,411	1,333,329	1,288,267	1,502,708	533,703	995,228
	San Luis Valley Health Conejos County Ho..	San Luis Valley	East	776,882	1,208,031	794,338	331,400	678,575	0	414,117	566,721
	Sedgwick County Health Center		East	751,492	661,257	589,606	637,287	710,295	861,367	667,712	792,922
	Southeast Colorado Hospital District		East	653,432	396,564	836,407	-55,384	-127,012	176,728	405,176	40,431
	Southwest Health System, Inc.		West							3,295,522	3,944,774
	Spanish Peaks Regional Health Center		East				0	204,988	219,332	48,761	-58,275
	St. Vincent General Hospital District		West	1,538,882	717,021	822,242	877,810	1,023,710	1,550,174	979,491	
	Sterling Regional MedCenter	Banner Health	East	1,669,709	1,161,015	1,248,860	1,097,042	1,339,343	2,072,259	1,365,540	1,227,151
	Weisbrod Memorial County Hospital		East	156,289	328,293	217,944	334,365	242,882	26,912	2,269	63,693
	Wray Community District Hospital		East	713,682	850,348	796,544	1,178,410	1,202,458	1,402,243	858,037	716,806
	Yuma District Hospital		East								963,645
	Total			32,006,450	27,301,176	36,971,276	37,696,651	42,680,865	45,052,459	55,063,105	57,478,135
Grand Total				685,398,744	611,616,698	568,464,211	661,943,900	688,562,930	781,620,703	735,500,216	723,438,863

Hospital Expenditure Report Detailed Data by Hospital

Charity Care Charges -Total

Peer Group	Hospital Name	System	DOI Region	2014	2015	2016	2017	2018	2019	2020	2021
Large	Boulder Community Health		Boulder	11,439,445	11,025,227	12,370,173	14,273,358	14,044,844	13,723,834	10,378,121	6,553,411
	Centura Avista Adventist Hospital	Centura Health Adventist	Boulder	6,515,836	5,525,590	6,925,496	9,034,290	7,366,115	7,018,149	9,395,588	14,660,287
	Centura Littleton Adventist Hospital	Centura Health Adventist	Denver	19,487,548	12,006,839	10,498,602	13,918,294	6,670,798	5,805,354	10,150,248	27,115,807
	Centura Longmont United Hospital	Centura Health CHI	Boulder			4,421,261	5,761,739	12,639,297	10,054,576	17,628,511	22,314,540
	Centura Parker Adventist Hospital	Centura Health Adventist	Denver	13,178,954	8,922,313	8,042,744	12,729,828	4,341,338	5,047,522	15,063,116	30,766,076
	Centura Penrose-St. Francis Hospital	Centura Health CHI	Colorado Springs	77,324,890	35,888,779	30,780,412	47,702,651	25,469,266	29,195,033	48,336,693	68,854,889
	Centura Porter Adventist Hospital	Centura Health Adventist	Denver	24,268,474	13,780,289	9,944,901	15,764,283	6,929,597	8,200,573	15,171,459	23,506,460
	Centura St. Anthony Hospital	Centura Health CHI	Denver	54,355,811	34,072,524	28,893,310	42,305,838	15,408,904	19,156,716	32,945,928	64,967,743
	Centura St. Anthony North Hospital	Centura Health CHI	Denver	33,653,062	23,393,018	15,426,676	22,192,938	7,107,695	9,622,699	30,108,972	48,928,251
	Centura St. Mary-Corwin Hospital	Centura Health CHI	Pueblo	35,953,100	9,973,352	13,176,919	16,725,198	6,797,069	6,431,635	8,849,537	12,923,934
	Children's Hospital Colorado	Childrens	Denver	12,134,354	8,225,189	19,260,351	17,583,767	17,116,772	29,399,250	22,754,511	30,939,473
	Children's Hospital Colorado Springs	Childrens	Colorado Springs						1,343,375	2,411,295	1,154,044
	Denver Health Medical Center		Denver	132,410,925	134,144,031	148,318,654	165,431,461	164,701,868	193,201,632	197,638,593	213,024,583
	Good Samaritan Medical Center	SCL Health	Boulder	3,999,126	3,966,589	5,477,178	6,828,987	8,492,271	6,295,723	7,103,698	8,623,723
	HealthONE	HealthONE	Denver	54,291,000	31,089,000	54,644,000	78,137,000	147,923,000			
	Lutheran Medical Center	SCL Health	Denver	22,872,408	8,575,093	12,985,156	15,749,095	15,905,111	18,901,057	22,429,508	20,829,828
	McKee Medical Center	Banner Health	Ft. Collins	3,807,305	1,041,564	3,777,782	5,729,449	6,181,322	7,157,894	6,735,583	6,263,133
	Medical Center of the Rockies	UCHealth	Ft. Collins	40,827,640	16,568,132	17,452,911	13,779,699	17,868,753	25,535,373	19,111,925	15,058,265
	Memorial Hospital Central	UCHealth	Colorado Springs	70,704,129	19,770,907	24,003,151	24,746,161	32,891,874	58,262,835	46,699,065	34,970,233
	North Colorado Medical Center	Banner Health	Greeley	29,161,254	17,616,258	23,814,046	26,586,467	34,290,776	27,245,389	38,237,954	31,217,536
	North Suburban Medical Center	HealthONE	Denver						36,045,000	38,662,000	33,870,000
	Parkview Medical Center		Pueblo	25,466,231	15,370,099	14,689,283	-4,388,840	-149,934	8,895,528	18,369,563	10,698,101
	Platte Valley Medical Center	SCL Health	Denver	8,518,411	4,173,419	8,274,759	11,473,546	7,011,567	7,965,503	9,372,319	10,388,228
	Poudre Valley Hospital	UCHealth	Ft. Collins	43,924,876	15,123,689	14,276,310	14,739,520	14,310,480	21,725,782	20,698,301	19,167,721
	Presbyterian/St. Luke's Medical Center	HealthONE	Denver						20,322,000	17,435,000	20,200,000
	Rose Medical Center	HealthONE	Denver						12,515,000	12,210,000	14,505,000
	Sky Ridge Medical Center	HealthONE	Denver						17,375,000	26,122,000	34,549,000
	St. Joseph Hospital	SCL Health	Denver	64,473,573	71,495,333	63,585,248	60,630,560	60,150,439	76,516,023	77,007,876	82,806,225
	St. Mary's Hospital & Medical Center, Inc.	SCL Health	Grand Junction	17,701,181	20,075,729	18,709,143	18,696,598	21,232,023	25,518,149	28,046,543	30,336,602
	Swedish Medical Center	HealthONE	Denver						51,571,000	55,287,000	54,392,000
	The Medical Center of Aurora	HealthONE	Denver						47,979,000	52,422,000	46,822,000
	University of Colorado Hospital	UCHealth	Denver	174,200,426	51,408,723	50,555,385	62,396,705	61,287,297	86,275,834	100,241,428	95,182,220
	Total			980,669,958	573,231,686	620,303,850	718,528,593	715,988,542	894,302,439	1,017,024,341	1,135,589,313
Medium	Broomfield Hospital	UCHealth	Denver					402,444	9,268,383	924,288	864,788
	Centura Castle Rock Adventist Hospital	Centura Health Adventist	Denver	3,708,231	3,163,663	2,630,918	4,673,901	2,432,457	2,169,540	3,734,271	9,359,225
	Centura Mercy Hospital	Centura Health CHI	West	10,097,764	5,505,621	5,281,105	8,004,174	3,308,680	3,849,930	7,722,744	12,337,701
	Centura St. Anthony Summit Hospital	Centura Health CHI	West	4,509,766	3,285,277	3,471,180	5,739,940	2,788,468	5,527,260	6,356,384	10,508,264
	Community Hospital		Grand Junction							3,255,009	2,297,051
	Delta Health		West	421,556	72,807	242,208	325,948	-191,681	581,163	583,769	411,347
	Longs Peak Hospital	UCHealth	Greeley					1,444,571	7,137,249	5,371,084	5,181,370
	Montrose Memorial Hospital		West						5,709,649	5,852,579	4,965,400
	National Jewish Health		Denver	274,155	91,818	165,207	79,322	71,949	31,377	194,428	443,670
	OrthoColorado Hospital	Centura Health CHI	Denver	2,499	881	100,663	45,699	52,370	57,657	221,211	584,864
	San Luis Valley Health Regional Medical C..	San Luis Valley	East	1,830,651	-116,912	458,812	376,121	300,196	0	4,057,525	0
	St. Elizabeth Hospital	Lifepoints	East	375,021	677,536	1,074,000	1,295,000	1,662,000	1,324,099	702,403	
	UCHealth Greeley	UCHealth	Greeley							4,706,675	6,424,480
	UCHealth Highlands Ranch	UCHealth	Denver						223,957	1,755,543	2,769,504
	Vail Health Hospital		West	1,716,175	521,381	1,574,998	2,246,794	972,377	2,992,613	3,941,185	2,737,016
	Valley View Hospital		West	9,759,011	10,979,783	9,827,947	10,251,692	12,348,104	12,772,121	9,711,356	13,749,943
	Yampa Valley Medical Center	UCHealth	West					1,146,445	3,760,409	2,989,603	2,623,458
	Total			32,694,829	24,181,855	24,827,039	33,038,590	26,738,380	58,660,417	61,122,097	72,961,029
Small	Animas Surgical Hospital		West						108,412	267,462	60,275
	Arkansas Valley Regional Medical Center		East	2,497,170	575,999	579,386	362,706	494,437	523,295	523,296	347,608
	Aspen Valley Hospital		West						2,033,691	1,534,961	2,252,897
	Banner Fort Collins Medical Center	Banner Health	Ft. Collins			1,303,000	1,473,989	1,913,773	1,686,317	2,181,431	1,776,567
	Centura St. Thomas More Hospital	Centura Health CHI	East	6,539,433	2,044,428	2,001,132	4,348,895	1,158,565	1,566,836	2,259,683	6,525,906
	Colorado Canyons Hospital and Medical C..		Grand Junction			130,670	179,914	341,705	341,705	234,465	102,464
	East Morgan County Hospital	Banner Health	East	719,066	504,105	901,310	1,074,977	1,219,673	1,030,601	1,574,008	1,143,799
	Estes Park Health		Ft. Collins	942,680	386,610	-1,423,054	210,489	1,292,179	1,023,943	376,831	7,410
	Grand River Hospital District		West	2,191,500	1,878,534	1,264,130	1,245,403	1,360,885	2,256,960	0	878,820
	Grandview Hospital	UCHealth	Colorado Springs					333,745	6,811,458	1,146,970	934,411
	Gunnison Valley Health		West	1,200,635	534,531	926,623	753,447	767,471	974,934	1,627,135	1,130,125
	Haxtun Hospital District		East		0	0	0	0	0	0	103,158
	Heart of the Rockies Regional Medical Ce..		East	130,199	-605,362	62,944	214,070	480,755	568,241	753,520	849,908
	Keefe Memorial Health Service District		East						35,191	10,739	7,206
	Kit Carson County Health Service District		East	0	0	0	0	0		0	132,287
	Lincoln Community Hospital		East						28,172	13,947	0
	Melissa Memorial Hospital		East	-222,708	-78,852	65,007	70,368		76,695	184,629	8,317
	Memorial Regional Health		West							442,188	588,064
	Middle Park Medical Center - Kremmling		West								132,287
	Mt. San Rafael Hospital		East	-218,468	2,329,629	499,738	654,279	843,404	894,971	986,863	0
	Pagosa Springs Medical Center		West						0	282,686	80,000
	Pikes Peak Regional Hospital	UCHealth	Colorado Springs					36,429	1,698,907	433,071	399,378
	Pioneers Medical Center		West	28,887	131,261	95,836	79,558	89,956	80,601	40,479	78,838
	Prowers Medical Center		East						244,642	449,580	407,101
	Rangely District Hospital		West	916	3,198	116	286	115		0	0
	Rio Grande Hospital		East	499,964	613,103	416,854	347,638	364,447	1,193,308	705,627	290,331
	San Luis Valley Health Conejos County Ho..	San Luis Valley	East	520,165	82,521	-556,163	-623,011	-276,043	0	294,112	0
	Sedgwick County Health Center		East	111,670	53,608	35,929	42,183	127,142	163,458	166,564	84,047
	Southeast Colorado Hospital District		East	-183,113	65,640	177,911	73,560	71,350	18,503	0	125,426
	Southwest Health System, Inc.		West							0	3,171,108
	Spanish Peaks Regional Health Center		East				154,330,109	479,049	693,818	399,832	0
	St. Vincent General Hospital District		West	51,919	0	0	8,899	121,383	176,445	249,236	
	Sterling Regional MedCenter	Banner Health	East	938,454	1,319,560	1,983,095	2,223,515	2,349,481	1,655,760	2,932,652	2,278,988
	Weisbrod Memorial County Hospital		East	0	0	9,820	10,365	100,288	43,882	57,171	4,715
	Wray Community District Hospital		East	0	0	0	0	43,201	26,079	35,864	53,790
	Yuma District Hospital		East								0
	Total			15,748,369	9,838,512	8,474,283	166,939,909	13,621,966	25,956,825	20,165,002	23,955,231
Grand Total				1,029,113,156	607,252,053	653,605,173	918,507,092	756,348,889	978,919,681	1,098,311,441	1,232,505,574

Hospital Expenditure Report Detailed Data by Hospital

Contractual Allowances - Total

Peer Group	Hospital Name	System	DOI Region	2014	2015	2016	2017	2018	2019	2020	2021	
Large	Boulder Community Health		Boulder	831,275,106	934,932,666	1,065,141,381	1,187,024,658	1,237,455,478	1,315,225,518	1,316,164,190	1,643,888,144	
	Centura Avista Adventist Hospital	Centura Health Adventist	Boulder	220,679,605	239,392,560	268,315,454	283,880,512	351,016,075	452,591,063	433,574,510	464,568,417	
	Centura Littleton Adventist Hospital	Centura Health Adventist	Denver	796,932,698	869,263,996	929,187,685	975,104,870	1,072,415,603	1,159,408,721	1,076,627,820	1,190,216,862	
	Centura Longmont United Hospital	Centura Health CHI	Boulder			387,381,798	448,832,089	468,452,892	476,764,715	433,148,753	465,255,194	
	Centura Parker Adventist Hospital	Centura Health Adventist	Denver	565,092,433	683,943,403	787,229,192	824,886,629	921,146,381	964,892,688	1,000,425,694	1,128,129,825	
	Centura Penrose-St. Francis Hospital	Centura Health CHI	Colorado Springs	1,458,559,546	1,714,576,581	1,875,371,066	2,048,168,798	2,388,485,278	2,677,937,348	2,818,787,683	3,249,927,594	
	Centura Porter Adventist Hospital	Centura Health Adventist	Denver	849,612,196	1,007,160,264	1,036,291,643	1,057,494,443	1,091,998,049	1,086,513,479	1,000,736,698	1,177,932,621	
	Centura St. Anthony Hospital	Centura Health CHI	Denver	1,133,808,414	1,299,655,696	1,379,372,656	1,397,385,573	1,427,540,359	1,531,132,728	1,611,885,485	1,816,927,426	
	Centura St. Anthony North Hospital	Centura Health CHI	Denver	430,808,371	445,681,324	475,389,488	486,402,217	588,308,693	717,675,314	765,401,950	928,653,716	
	Centura St. Mary-Corwin Hospital	Centura Health CHI	Pueblo	507,684,568	575,608,364	635,004,576	670,967,252	682,507,079	543,338,458	478,232,682	492,534,355	
	Children's Hospital Colorado	Childrens	Denver	1,285,569,771	1,300,462,321	1,349,859,497	1,517,938,892	1,702,784,573	1,828,329,974	1,786,543,806	2,162,750,514	
	Children's Hospital Colorado Springs	Childrens	Colorado Springs						192,448,703	350,401,669	419,866,590	
	Denver Health Medical Center		Denver	1,035,264,777	1,148,303,671	1,161,983,251	1,274,766,243	1,396,091,995	1,587,365,786	1,520,447,009	1,804,624,828	
	Good Samaritan Medical Center	SCL Health	Boulder	909,443,370	957,996,456	1,026,040,442	1,123,331,133	1,152,869,572	1,175,368,841	1,157,618,773	1,298,165,970	
	HealthONE	HealthONE	Denver	9,709,183,000	10,992,287,999	12,733,440,000	14,509,083,000	16,444,803,000				
	Lutheran Medical Center	SCL Health	Denver	961,176,374	1,008,488,837	1,175,952,568	1,316,699,663	1,360,016,548	1,439,208,603	1,424,144,455	1,673,699,914	
	McKee Medical Center	Banner Health	Ft. Collins	199,344,575	219,456,845	213,925,099	227,759,503	234,777,637	250,840,854	234,066,099	256,232,726	
	Medical Center of the Rockies	UCHealth	Ft. Collins	464,105,086	559,514,110	636,110,240	749,723,906	863,810,704	1,021,359,806	994,435,755	1,119,678,521	
	Memorial Hospital Central	UCHealth	Colorado Springs	1,365,608,946	1,526,786,498	1,854,514,630	2,205,375,543	2,680,103,168	3,059,607,443	3,099,936,689	3,631,468,885	
	North Colorado Medical Center	Banner Health	Greeley	562,295,973	634,516,208	663,944,966	706,020,267	701,938,477	742,137,052	638,918,845	708,895,510	
	North Suburban Medical Center	HealthONE	Denver							1,583,805,000	1,576,053,000	1,795,793,000
	Parkview Medical Center		Pueblo	1,027,112,174	1,139,493,350	1,326,681,512	1,505,105,760	1,672,958,465	1,908,389,026	1,913,941,485	2,138,359,997	
	Platte Valley Medical Center	SCL Health	Denver	151,549,178	141,905,366	176,335,940	200,909,604	210,212,918	221,458,235	262,685,366	311,899,872	
	Poudre Valley Hospital	UCHealth	Ft. Collins	542,114,522	657,011,800	748,659,439	951,149,520	1,037,311,074	1,117,403,284	1,141,265,906	1,341,475,985	
	Presbyterian/St. Luke's Medical Center	HealthONE	Denver						2,937,100,000	2,900,517,000	3,388,853,000	
	Rose Medical Center	HealthONE	Denver						2,048,219,000	1,962,097,000	2,371,093,000	
	Sky Ridge Medical Center	HealthONE	Denver						3,211,149,000	3,352,839,000	4,091,548,000	
	St. Joseph Hospital	SCL Health	Denver	1,363,020,090	1,490,567,342	1,628,624,709	1,838,896,354	1,870,428,726	2,071,483,348	1,971,381,802	2,169,877,750	
	St. Mary's Hospital & Medical Center, Inc.	SCL Health	Grand Junction	595,425,054	614,942,058	668,821,714	752,499,129	809,793,302	874,300,749	884,214,840	1,012,823,378	
	Swedish Medical Center	HealthONE	Denver						4,077,613,000	4,185,299,000	4,826,830,000	
	The Medical Center of Aurora	HealthONE	Denver						2,771,492,000	2,677,843,000	3,261,385,000	
	University of Colorado Hospital	UCHealth	Denver	3,115,780,884	3,695,467,761	4,247,971,180	4,855,849,174	5,813,819,459	6,661,764,152	6,913,623,262	7,758,316,905	
	Total			30,081,446,712	33,857,415,476	38,451,550,125	43,115,254,631	48,181,045,504	51,706,323,888	51,883,259,226	60,101,673,498	
	Medium	Broomfield Hospital	UCHealth	Denver						107,155,765	55,308,323	93,930,864
		Centura Castle Rock Adventist Hospital	Centura Health Adventist	Denver	140,183,347	192,778,278	214,772,854	273,420,626	335,834,688	370,201,909	371,210,347	452,545,681
		Centura Mercy Hospital	Centura Health CHI	West	199,388,223	256,626,859	289,736,571	352,412,063	437,194,771	481,362,260	480,670,653	574,346,908
		Centura St. Anthony Summit Hospital	Centura Health CHI	West	59,796,905	71,394,297	85,978,730	99,269,619	142,265,465	155,105,405	144,939,020	157,731,415
		Community Hospital		Grand Junction						342,044,596	446,751,686	
		Delta Health		West	71,220,155	80,891,260	90,163,617	100,114,075	108,625,128	119,885,288	115,789,613	135,502,946
		Longs Peak Hospital	UCHealth	Greeley						282,166,840	356,862,305	504,677,011
		Montrose Memorial Hospital		West						199,192,595	213,914,975	238,138,282
		National Jewish Health		Denver	75,295,926	85,669,655	118,714,526	131,215,859	138,137,515	149,337,130	157,194,756	171,607,069
		OrthoColorado Hospital	Centura Health CHI	Denver	152,836,008	175,199,094	232,870,540	237,952,938	265,501,636	277,935,891	280,218,733	337,246,895
San Luis Valley Health Regional Medical C..		San Luis Valley	East	68,090,581	87,526,137	88,550,876	101,012,426	103,527,438	109,727,125	111,975,197	127,043,428	
St. Elizabeth Hospital		Lifepoints	East	69,974,749	73,252,293	81,663,000	89,123,000	87,221,000	85,042,105	66,070,005		
UCHealth Greeley		UCHealth	Greeley							259,759,892	345,780,507	
UCHealth Highlands Ranch		UCHealth	Denver						4,045,593	328,593,052	560,656,291	
Vail Health Hospital			West	79,511,757	87,358,065	84,572,063	85,592,396	95,531,320	123,828,922	141,322,930	167,173,763	
Valley View Hospital			West	121,898,662	156,265,833	207,773,684	212,759,412	211,220,992	247,328,253	246,813,209	320,634,384	
Yampa Valley Medical Center		UCHealth	West					37,756,029	55,244,704	63,420,144	80,566,324	
Total				1,038,376,313	1,266,961,771	1,494,796,461	1,682,872,414	2,221,019,064	3,057,756,940	3,879,437,381	4,333,941,027	
Small		Animas Surgical Hospital		West						84,346,377	84,077,452	106,282,990
		Arkansas Valley Regional Medical Center		East	40,525,616	47,743,768	55,228,011	56,693,613	55,861,314	43,530,131	42,257,684	32,339,146
		Aspen Valley Hospital		West						41,938,444	31,703,248	47,820,015
		Banner Fort Collins Medical Center	Banner Health	Ft. Collins			34,381,131	46,732,422	51,704,940	57,513,774	58,114,777	73,630,062
		Centura St. Thomas More Hospital	Centura Health CHI	East	80,819,218	109,654,684	121,237,780	130,141,922	145,513,039	157,094,475	143,540,213	167,594,442
		Colorado Canyons Hospital and Medical C..		Grand Junction		29,891,646	31,880,252	35,702,969	40,717,430	47,189,610	61,083,233	71,340,222
		East Morgan County Hospital	Banner Health	East	16,942,571	16,765,326	18,211,908	22,812,573	22,873,084	21,561,187	17,843,335	21,775,952
		Estes Park Health		Ft. Collins	21,232,628	24,456,154	29,548,173	32,477,604	39,928,983	40,704,272	32,066,834	37,259,241
	Grand River Hospital District		West	28,580,545	30,007,038	36,571,902	49,926,952	47,027,922	53,941,678	52,743,939	67,622,160	
	Grandview Hospital	UCHealth	Colorado Springs					103,239,184	107,829,233	133,994,410	166,557,243	
	Gunnison Valley Health		West	15,915,225	19,716,334	24,169,799	28,915,658	33,721,453	40,837,106	37,857,882	46,436,494	
	Haxtun Hospital District		East		-188,204	-859,577	669,020	2,187,337		1,310,299	1,211,065	
	Heart of the Rockies Regional Medical Ce..		East	36,317,436	42,629,861	47,912,220	63,127,981	71,398,701	78,741,303	80,614,960	109,524,878	
	Keefe Memorial Health Service District		East						0	2,207,024	1,972,786	
	Kit Carson County Health Service District		East	7,671,047	7,810,452	6,451,509	7,028,908	8,239,361		11,752,223	6,768,276	
	Lincoln Community Hospital		East						9,906,933	7,574,479	6,937,047	
	Melissa Memorial Hospital		East	1,695,380	2,832,756	3,970,049		9,617,214	9,393,624	9,392,253	9,508,846	
	Memorial Regional Health		West							41,290,104	51,785,031	
	Middle Park Medical Center - Kremmling		West								6,768,276	
	Mt. San Rafael Hospital		East	34,924,993	31,203,074	35,141,321	42,011,202	42,868,987	44,950,520	30,001,622	47,998,794	
	Pagosa Springs Medical Center		West						28,167,669	27,787,821	31,610,963	
	Pikes Peak Regional Hospital	UCHealth	Colorado Springs					6,376,071	28,348,349	34,235,694	44,466,053	
	Pioneers Medical Center		West	3,378,762	3,565,699	5,471,515	4,061,055	2,013,947	10,185,794	11,581,732	19,741,359	
	Prowers Medical Center		East						15,793,481	11,277,576	17,465,040	
	Rangely District Hospital		West	1,456,300	1,422,6							

Hospital Expenditure Report Detailed Data by Hospital

Net Patient Revenue -Total

Peer Group	Hospital Name	System	DOI Region	2014	2015	2016	2017	2018	2019	2020	2021
Large	Boulder Community Health		Boulder	270,423,778	290,821,878	312,181,859	309,853,009	310,983,770	346,545,593	319,618,404	352,948,534
	Centura Avista Adventist Hospital	Centura Health Adventist	Boulder	88,806,713	93,714,731	105,355,798	104,745,107	121,954,268	158,924,460	157,354,318	169,657,381
	Centura Littleton Adventist Hospital	Centura Health Adventist	Denver	257,686,366	266,620,007	271,505,551	285,674,670	294,539,816	310,195,302	302,967,013	319,801,209
	Centura Longmont United Hospital	Centura Health CHI	Boulder						144,299,405	141,732,655	130,913,872
	Centura Parker Adventist Hospital	Centura Health Adventist	Denver	197,201,161	231,729,832	261,245,804	279,039,461	301,268,087	312,227,787	332,683,006	361,297,633
	Centura Penrose-St. Francis Hospital	Centura Health CHI	Colorado Springs	464,066,247	518,701,489	572,727,333	617,350,066	655,066,523	715,791,152	783,211,517	852,991,112
	Centura Porter Adventist Hospital	Centura Health Adventist	Denver	276,746,529	310,722,489	314,135,220	318,073,182	311,572,483	300,126,530	271,243,665	323,693,359
	Centura St. Anthony Hospital	Centura Health CHI	Denver	353,899,753	385,843,392	413,256,855	426,006,882	420,944,799	425,351,186	424,590,983	486,116,862
	Centura St. Anthony North Hospital	Centura Health CHI	Denver	134,031,611	130,987,752	158,576,032	170,964,599	170,682,815	201,682,094	215,809,114	245,383,384
	Centura St. Mary-Corwin Hospital	Centura Health CHI	Pueblo	164,713,092	169,263,751	179,041,094	187,369,251	165,843,641	125,111,845	125,688,562	129,638,607
	Children's Hospital Colorado	Childrens	Denver	864,770,382	908,163,373	911,886,368	960,772,037	1,102,847,373	1,128,945,144	1,067,756,525	1,215,316,473
	Children's Hospital Colorado Springs	Childrens	Colorado Springs						77,998,912	171,832,509	191,171,045
	Denver Health Medical Center		Denver	597,208,458	675,985,140	706,546,492	763,391,747	781,052,776	789,248,542	888,319,576	1,000,760,194
	Good Samaritan Medical Center	SCL Health	Boulder	262,973,196	281,238,597	297,456,827	315,998,933	324,021,421	288,155,059	308,121,882	339,810,052
	HealthONE	HealthONE	Denver	2,353,530,000	2,448,475,004	2,587,199,000	2,743,136,000	2,943,475,000			
	Lutheran Medical Center	SCL Health	Denver	317,332,185	337,103,411	349,016,455	371,665,245	373,782,636	344,260,642	355,945,107	417,115,576
	McKee Medical Center	Banner Health	Ft. Collins	140,274,414	138,027,079	140,484,831	134,641,213	136,883,178	138,711,752	132,581,309	132,764,235
	Medical Center of the Rockies	UCHealth	Ft. Collins	342,816,689	403,497,822	423,942,697	460,443,738	521,708,123	567,602,232	499,093,092	520,877,553
	Memorial Hospital Central	UCHealth	Colorado Springs	550,297,659	612,083,933	693,797,296	781,425,389	893,217,865	918,404,620	895,246,669	992,337,235
	North Colorado Medical Center	Banner Health	Greeley	353,624,751	340,955,983	354,308,500	360,684,173	377,383,938	370,360,928	320,827,241	330,987,635
	North Suburban Medical Center	HealthONE	Denver						194,631,000	208,576,000	213,468,000
	Parkview Medical Center		Pueblo	288,804,916	303,330,574	348,568,105	362,995,114	387,879,500	341,045,989	454,371,541	507,981,852
	Platte Valley Medical Center	SCL Health	Denver	98,420,557	104,892,477	105,762,457	114,719,649	121,681,009	133,971,858	127,533,194	152,137,550
	Poudre Valley Hospital	UCHealth	Ft. Collins	441,340,021	480,432,955	523,910,492	589,282,380	631,468,133	681,034,151	632,944,898	671,814,384
	Presbyterian/St. Luke's Medical Center	HealthONE	Denver						637,827,000	637,335,000	650,078,000
	Rose Medical Center	HealthONE	Denver						356,309,000	342,130,000	374,273,000
	Sky Ridge Medical Center	HealthONE	Denver						538,838,000	526,620,000	570,173,000
	St. Joseph Hospital	SCL Health	Denver	456,768,969	482,942,380	520,647,127	552,395,270	571,385,015	566,455,593	559,150,397	612,363,603
	St. Mary's Hospital & Medical Center, Inc.	SCL Health	Grand Junction	395,536,168	418,323,586	423,714,539	425,196,577	428,590,754	405,279,696	427,207,345	484,499,487
	Swedish Medical Center	HealthONE	Denver						665,664,000	649,441,000	720,132,000
	The Medical Center of Aurora	HealthONE	Denver						416,884,000	403,113,000	476,650,000
	University of Colorado Hospital	UCHealth	Denver	1,144,523,346	1,323,476,673	1,457,674,657	1,623,587,700	1,873,879,465	2,133,119,667	2,075,781,958	2,341,624,832
	Total			10,815,796,958	11,657,334,307	12,432,940,640	13,259,411,392	14,222,112,387	14,735,003,139	14,758,827,481	16,288,777,659
Medium	Broomfield Hospital	UCHealth	Denver						22,889,108	37,914,600	51,362,482
	Centura Castle Rock Adventist Hospital	Centura Health Adventist	Denver	52,067,588	71,973,375	77,647,781	90,138,132	109,865,268	121,689,564	121,483,707	145,703,196
	Centura Mercy Hospital	Centura Health CHI	West	152,034,949	177,157,227	202,484,136	226,270,518	245,940,984	240,987,586	245,358,934	259,799,193
	Centura St. Anthony Summit Hospital	Centura Health CHI	West	64,816,334	71,661,886	85,428,119	100,441,005	118,058,939	121,814,852	115,218,697	124,388,674
	Community Hospital		Grand Junction						179,830,784	204,760,930	
	Delta Health		West	63,836,093	68,450,891	68,352,193	74,692,783	81,284,772	83,963,812	80,181,502	89,769,977
	Longs Peak Hospital	UCHealth	Greeley						91,398,871	116,783,181	145,575,234
	Montrose Memorial Hospital		West						118,371,509	116,354,406	136,009,607
	National Jewish Health		Denver	67,444,625	73,430,276	99,007,206	96,992,138	97,805,859	102,664,286	102,840,743	94,622,950
	OrthoColorado Hospital	Centura Health CHI	Denver	53,634,306	60,553,223	76,540,326	82,698,558	90,376,794	93,844,580	97,900,268	116,835,761
	San Luis Valley Health Regional Medical C..	San Luis Valley	East	55,940,271	62,211,469	68,667,794	74,159,896	82,082,481	88,358,555	84,503,428	91,956,185
	St. Elizabeth Hospital	Lifepoints	East	56,522,287	58,740,233	61,842,999	56,676,998	54,566,999	42,142,338	39,173,641	
	UCHealth Greeley	UCHealth	Greeley							94,729,604	141,204,586
	UCHealth Highlands Ranch	UCHealth	Denver						391,650	102,647,132	176,435,280
	Vail Health Hospital		West	143,977,305	145,165,929	146,519,236	165,304,979	184,860,396	188,137,058	189,697,380	219,495,407
	Valley View Hospital		West	174,654,805	201,719,114	224,803,352	220,913,142	234,194,668	246,313,508	246,664,608	282,108,887
	Yampa Valley Medical Center	UCHealth	West						103,382,006	103,744,719	115,448,200
	Total			884,928,562	991,063,623	1,111,293,141	1,188,288,148	1,299,037,161	1,846,180,066	2,099,957,480	2,190,715,618
Small	Animas Surgical Hospital		West						34,213,886	37,710,137	42,236,554
	Arkansas Valley Regional Medical Center		East	30,607,453	24,203,940	26,624,319	25,026,769	21,065,328	35,606,456	32,809,756	27,897,724
	Aspen Valley Hospital		West						91,668,876	89,030,502	104,740,583
	Banner Fort Collins Medical Center	Banner Health	Ft. Collins						46,913,152	39,783,557	49,304,270
	Centura St. Thomas More Hospital	Centura Health CHI	East	51,870,837	59,788,961	64,434,795	69,106,665	67,520,713	72,485,334	81,550,415	94,391,427
	Colorado Canyons Hospital and Medical C..		Grand Junction						57,214,704	50,018,272	63,930,925
	East Morgan County Hospital	Banner Health	East	24,900,084	28,135,026	29,454,386	29,805,271	33,920,310	34,610,802	35,202,426	39,243,153
	Estes Park Health		Ft. Collins	28,689,415	33,240,525	30,949,206	34,334,366	48,449,293	48,337,071	51,195,969	51,186,829
	Grand River Hospital District		West	36,930,608	43,125,627	44,214,126	45,372,384	47,946,323	52,798,591	50,307,567	80,979,240
	Grandview Hospital	UCHealth	Colorado Springs						35,717,139	36,708,644	43,122,052
	Gunnison Valley Health		West	30,668,533	31,162,333	35,849,577	37,144,728	49,672,618	53,357,507	54,942,471	61,936,179
	Haxtun Hospital District		East							10,217,365	13,119,966
	Heart of the Rockies Regional Medical Ce..		East	43,651,402	50,644,811	59,501,482	64,971,681	76,203,308	81,499,094	84,147,477	100,973,228
	Keefe Memorial Health Service District		East						6,969,508	6,039,402	6,107,433
	Kit Carson County Health Service District		East	9,548,879	9,989,438	10,627,237	9,079,240	8,227,459		17,500,396	22,073,255
	Lincoln Community Hospital		East						16,504,300	15,219,698	20,994,515
	Melissa Memorial Hospital		East						16,398,430	17,331,476	18,508,364
	Memorial Regional Health		West							58,480,316	62,668,411
	Middle Park Medical Center - Kremmling		West								22,073,255
	Mt. San Rafael Hospital		East	23,523,361	29,697,759	29,537,285	30,145,060	33,500,834	34,950,509	32,927,020	29,803,783
	Pagosa Springs Medical Center		West						29,384,192	32,035,042	35,738,866
	Pikes Peak Regional Hospital	UCHealth	Colorado Springs						19,179,282	21,403,818	25,721,691
	Pioneers Medical Center		West	11,630,273	12,308,999	18,174,700	19,247,515	15,500,399	19,331,205	31,391,725	38,917,472
	Prowers Medical Center		East						32,581,873	32,880,095	33,448,307
	Rangely District Hospital		West	5,143,813	6,984,666	6,481,383	5,539,909	6,508,003	5,811,885	10,012,992	12,252,872
	Rio Grande Hospital		East	13,846,599	15,053,379	15,633,059	17,181,448	19,425,138	24,005,330	21,502,830	24,625,399
	San Luis Valley Health Conejos County Ho..	San Luis Valley	East	9,250,501	10,591,555	9,415,022	9,345,986	11,434,562	10,357,061	11,525,282	12,584,517
	Sedgwick County Health Center		East	8,924,688	10,545,796	9,288,968	9,090,791	10,194,696	12,984,046	12,637,911	12,336,011
	Southeast Colorado Hospital District		East	12,601,912	13,770,155	14,006,579	13,735,644	16,062,895	16,931,926	17,045,564	18,431,883
	Southwest Health System, Inc.		West							55,286,034	63,649,380
	Spanish Peaks Regional Health Center		East						10,707,068	9,001,222	16,994,718
	St. Vincent General Hospital District		West	8,650,285	4,732,863	5,206,970	5,757,218	7,001,543	7,676,839	11,549,241	
	Sterling Regional MedCenter	Banner Health	East	47,629,531	51,352,867	49,609,231	55,017,990	59,510,335	58,511,291	59,381,627	61,487,558
	Weisbrod Memorial County Hospital		East	4,181,678	4,187,914	3,338,992	4,116,459	4,189,952	6,339,001	7,173,672	7,422,847
	Wray Community District Hospital		East	10,302,845	15,002,623	14,444,356	17,994,063	19,766,924	21,376,928	22,446,138	28,649,385
	Yuma District Hospital		East								18,954,114
	Total			412,552,697	454,519,236	476,791,673	502,013,187	556,100,633	994,423,265	1,156,396,059	1,366,506,167
Grand Total				12,113,278,217	13,102,917,166	14,021,025,454	14,949,712,728	16,077,250,181	17,575,606,470	18,015,181,020	19,845,999,444

Hospital Expenditure Report Detailed Data by Hospital

Total Discharges -Total

Peer Group	Hospital Name	System	DOI Region	2014	2015	2016	2017	2018	2019	2020	2021
Large	Boulder Community Health		Boulder	8,034	8,470	8,309	7,985	7,792	7,819	7,295	8,537
	Centura Avista Adventist Hospital	Centura Health Adventist	Boulder	4,118	4,151	4,225	4,271	4,616	4,659	4,203	4,010
	Centura Littleton Adventist Hospital	Centura Health Adventist	Denver	9,192	9,544	9,265	9,202	9,900	10,061	8,714	8,741
	Centura Longmont United Hospital	Centura Health CHI	Boulder			6,942	6,616	5,014	4,423	3,824	3,433
	Centura Parker Adventist Hospital	Centura Health Adventist	Denver	6,890	7,392	7,823	7,634	8,218	8,231	7,678	8,231
	Centura Penrose-St. Francis Hospital	Centura Health CHI	Colorado Springs	22,735	23,009	23,102	24,343	24,801	25,430	24,398	25,067
	Centura Porter Adventist Hospital	Centura Health Adventist	Denver	9,608	9,967	10,026	9,929	9,924	8,846	7,035	7,760
	Centura St. Anthony Hospital	Centura Health CHI	Denver	10,708	11,781	11,757	11,749	11,875	12,205	11,622	12,765
	Centura St. Anthony North Hospital	Centura Health CHI	Denver	5,792	5,329	5,770	5,584	5,525	5,996	5,862	6,727
	Centura St. Mary-Corwin Hospital	Centura Health CHI	Pueblo	5,895	6,081	6,060	6,381	5,219	2,028	1,711	1,584
	Children's Hospital Colorado	Childrens	Denver	19,123	17,547	15,062	15,415	15,214	15,060	12,593	13,660
	Children's Hospital Colorado Springs	Childrens	Colorado Springs						1,869	2,975	3,702
	Denver Health Medical Center		Denver	20,626	20,880	21,205	20,943	20,963	19,373	18,935	19,854
	Good Samaritan Medical Center	SCL Health	Boulder	12,414	12,445	13,282	12,880	12,413	11,796	11,237	11,277
	Lutheran Medical Center	SCL Health	Denver	15,157	15,361	15,983	15,749	15,115	14,805	13,613	16,184
	McKee Medical Center	Banner Health	Ft. Collins	4,352	3,949	3,400	3,323	3,067	2,802	2,760	2,639
	Medical Center of the Rockies	UCHealth	Ft. Collins	9,513	10,589	10,869	11,989	11,934	12,089	10,421	10,112
	Memorial Hospital Central	UCHealth	Colorado Springs	19,261	24,619	26,480	27,497	28,195	27,110	23,844	25,294
	North Colorado Medical Center	Banner Health	Greeley	11,963	10,822	10,283	10,726	10,399	9,686	8,612	8,321
	North Suburban Medical Center	HealthONE	Denver	6,704	7,098	7,717	7,691	7,708	7,849	7,508	7,132
	Parkview Medical Center		Pueblo	14,459	15,673	15,774	15,630	15,382	16,954	16,910	16,979
	Platte Valley Medical Center	SCL Health	Denver	3,085	2,984	3,301	3,439	3,176	3,111	2,989	3,207
	Poudre Valley Hospital	UCHealth	Ft. Collins	14,575	15,348	14,840	15,744	15,669	15,235	13,958	12,827
	Presbyterian/St. Luke's Medical Center	HealthONE	Denver	11,048	10,661	11,157	10,919	11,280	12,087	10,032	10,032
	Rose Medical Center	HealthONE	Denver	12,155	11,631	11,024	11,323	11,462	11,083	11,041	11,478
	Sky Ridge Medical Center	HealthONE	Denver	13,522	14,971	16,029	17,020	16,373	16,163	14,718	15,931
	St. Joseph Hospital	SCL Health	Denver	17,839	18,600	19,547	19,909	19,332	19,226	16,657	17,310
	St. Mary's Hospital & Medical Center, Inc.	SCL Health	Grand Junction	12,600	12,731	13,103	12,909	12,767	12,597	11,185	11,644
	Swedish Medical Center	HealthONE	Denver	20,401	19,829	19,476	19,242	20,146	20,033	19,613	19,221
	The Medical Center of Aurora	HealthONE	Denver	14,953	14,940	15,327	16,456	16,842	16,344	16,330	18,050
	University of Colorado Hospital	UCHealth	Denver	28,620	30,381	31,458	31,599	31,842	32,320	31,738	32,096
	Total			365,342	376,783	388,596	394,097	392,163	387,290	360,011	373,805
Medium	Broomfield Hospital	UCHealth	Denver			2	126	126	292	805	1,068
	Centura Castle Rock Adventist Hospital	Centura Health Adventist	Denver	1,727	2,542	2,606	2,899	3,364	3,577	3,284	3,414
	Centura Mercy Hospital	Centura Health CHI	West	4,180	4,281	4,365	4,274	4,194	4,290	4,171	4,310
	Centura St. Anthony Summit Hospital	Centura Health CHI	West	1,176	1,251	1,200	1,313	1,436	1,294	1,299	1,261
	Community Hospital		Grand Junction						3,136	1,806	
	Delta Health		West	1,820	1,763	1,561	1,649	1,590	1,436	1,350	1,276
	Longs Peak Hospital	UCHealth	Greeley					2,012	2,736	346	3,683
	Montrose Memorial Hospital		West						3,040	2,455	4,300
	National Jewish Health		Denver	71	61	37	37	49	50	73	62
	OrthoColorado Hospital	Centura Health CHI	Denver	2,189	2,313	2,774	2,942	3,062	2,881	2,195	1,613
	San Luis Valley Health Regional Medical C..	San Luis Valley	East	2,421	2,378	2,402	2,323	2,388	2,384	2,214	1,679
	St. Elizabeth Hospital	Lifepoints	East	1,668	1,595	1,393	1,283	1,106	1,058	977	
	UCHealth Greeley	UCHealth	Greeley							3,013	3,304
	UCHealth Highlands Ranch	UCHealth	Denver						56	346	4,625
	Vail Health Hospital		West	1,905	1,811	1,847	2,075	2,144	1,965	1,593	1,534
	Valley View Hospital		West	2,796	2,941	3,011	2,907	2,903	2,931	2,831	2,813
	Yampa Valley Medical Center	UCHealth	West			1,447	1,421	1,020	1,273	1,168	1,083
	Total			19,953	20,936	22,645	23,249	25,394	32,399	29,926	36,025
Small	Animas Surgical Hospital		West						24,101	625	546
	Arkansas Valley Regional Medical Center		East	1,798	1,999	1,533	1,589	1,310	1,103	885	647
	Aspen Valley Hospital		West						744	842	746
	Banner Fort Collins Medical Center	Banner Health	Ft. Collins			818	1,080	1,209	1,327	1,026	1,310
	Centura St. Thomas More Hospital	Centura Health CHI	East	1,731	1,839	1,767	1,821	1,854	1,774	1,657	1,686
	Colorado Canyons Hospital and Medical C..		Grand Junction			535	480	454	574	504	560
	East Morgan County Hospital	Banner Health	East	469	412	409	376	464	499	529	605
	Estes Park Health		Ft. Collins	415	397	371	403	994	994	704	398
	Grand River Hospital District		West	503	506	514	587	599	599	628	659
	Grandview Hospital	UCHealth	Colorado Springs				147	304	915	886	904
	Gunnison Valley Health		West	576	554	564	527	510	600	499	526
	Haxtun Hospital District		East		92	107	78	110		147	157
	Heart of the Rockies Regional Medical Ce..		East	1,081	1,088	1,058	1,090	1,073	1,089	932	971
	Keefe Memorial Health Service District		East						72	103	58
	Kit Carson County Health Service District		East	14,175	14,424	14,708	13,748	13,892		254	232
	Lincoln Community Hospital		East						250	233	288
	Melissa Memorial Hospital		East	181	240	122		239	231	302	191
	Memorial Regional Health		West							550	563
	Middle Park Medical Center - Kremmling		West								232
	Mt. San Rafael Hospital		East	776	672	636	679	600	543	602	402
	Pagosa Springs Medical Center		West						375	286	330
	Pikes Peak Regional Hospital	UCHealth	Colorado Springs					385	350	346	394
	Pioneers Medical Center		West	199	216	300	267	473	509	622	666
	Prowers Medical Center		East						1,524	569	479
	Rangely District Hospital		West	76	59	55	70	58		104	78
	Rio Grande Hospital		East	479	476	487	561	590	648	534	594
	San Luis Valley Health Conejos County Ho..	San Luis Valley	East	134	130	138	123	156	161	213	165
	Sedgwick County Health Center		East	158	175	152	137	185	232	196	189
	Southeast Colorado Hospital District		East	258	262	265	272	312	271	425	281
	Southwest Health System, Inc.		West							915	954
	Spanish Peaks Regional Health Center		East				203	240	277	224	246
	St. Vincent General Hospital District		West	69	6	2	54	165	130	139	
	Sterling Regional MedCenter	Banner Health	East	1,115	1,228	1,086	1,034	1,106	1,016	1,009	996
	Weisbrod Memorial County Hospital		East	82	67	48	45	52	84	55	73
	Wray Community District Hospital		East	343	342	347	384	398	526	428	515
	Yuma District Hospital		East								174
	Total			24,618	25,184	26,022	25,755	27,732	41,518	17,973	17,815
Grand Total				409,913	422,903	437,263	443,101	445,289	461,207	407,910	427,645

Hospital Expenditure Report Detailed Data by Hospital

Total Outpatient Visits

Peer Group	Hospital Name	System	DOI Region	2014	2015	2016	2017	2018	2019	2020	2021
Large	Boulder Community Health		Boulder	412,684	414,290	418,568	425,255	443,163	445,461	404,278	443,649
	Centura Avista Adventist Hospital	Centura Health Adventist	Boulder	78,137	89,995	100,724	111,312	117,284	122,498	113,054	140,191
	Centura Littleton Adventist Hospital	Centura Health Adventist	Denver	146,330	150,115	153,396	154,594	144,974	158,078	209,435	293,709
	Centura Longmont United Hospital	Centura Health CHI	Boulder			182,685	162,492	141,531	130,505	94,736	111,303
	Centura Parker Adventist Hospital	Centura Health Adventist	Denver	153,079	178,202	187,604	227,847	252,634	254,281	276,342	330,398
	Centura Penrose-St. Francis Hospital	Centura Health CHI	Colorado Springs	284,350	341,162	440,614	459,916	515,791	633,746	619,488	726,605
	Centura Porter Adventist Hospital	Centura Health Adventist	Denver	142,864	152,931	159,566	188,639	187,239	181,720	175,523	255,143
	Centura St. Anthony Hospital	Centura Health CHI	Denver	146,444	183,874	222,928	288,486	276,896	288,417	288,465	341,677
	Centura St. Anthony North Hospital	Centura Health CHI	Denver	156,262	165,755	180,785	221,059	214,842	232,757	232,493	259,838
	Centura St. Mary-Corwin Hospital	Centura Health CHI	Pueblo	209,229	213,979	212,091	228,919	211,212	156,716	139,705	150,435
	Children's Hospital Colorado	Childrens	Denver	685,661	715,208	715,525	748,014	756,607	772,979	670,556	755,490
	Children's Hospital Colorado Springs	Childrens	Colorado Springs						16,971	29,903	39,569
	Denver Health Medical Center		Denver	573,003	640,848	711,327	730,589	886,614	915,041	889,841	1,278,088
	Good Samaritan Medical Center	SCL Health	Boulder	97,392	98,338	91,766	94,176	93,678	85,439	71,544	82,627
	Lutheran Medical Center	SCL Health	Denver	195,026	174,632	173,560	173,406	181,471	177,544	107,398	168,314
	McKee Medical Center	Banner Health	Ft. Collins	218,576	224,147	213,848	211,220	193,545	210,085	172,183	54,749
	Medical Center of the Rockies	UCHealth	Ft. Collins	74,461	85,787	88,275	95,663	105,919	93,692	97,192	78,801
	Memorial Hospital Central	UCHealth	Colorado Springs	566,737	612,399	652,770	771,494	919,667	487,912	474,139	1,110,882
	North Colorado Medical Center	Banner Health	Greeley	484,854	487,328	495,112	449,356	426,854	426,854	297,779	214,274
	North Suburban Medical Center	HealthONE	Denver	100,476	101,591	94,436	89,930	87,988	81,410	61,607	64,808
	Parkview Medical Center		Pueblo	208,835	222,616	227,662	232,084	236,736	268,097	241,922	244,774
	Platte Valley Medical Center	SCL Health	Denver	80,721	84,386	80,141	79,513	87,608	97,204	91,697	99,012
	Poudre Valley Hospital	UCHealth	Ft. Collins	283,008	301,566	316,993	355,818	366,278	379,705	358,483	288,616
	Presbyterian/St. Luke's Medical Center	HealthONE	Denver	101,788	103,925	103,839	99,618	98,439	94,479	86,508	100,747
	Rose Medical Center	HealthONE	Denver	104,007	106,481	105,738	112,304	107,893	94,260	83,608	86,429
	Sky Ridge Medical Center	HealthONE	Denver	88,211	93,934	94,024	96,464	100,103	104,924	93,368	101,936
	St. Joseph Hospital	SCL Health	Denver	149,597	143,795	133,719	132,343	128,337	150,349	135,474	152,927
	St. Mary's Hospital & Medical Center, Inc.	SCL Health	Grand Junction	199,336	191,747	187,582	190,099	189,783	185,434	172,668	191,891
	Swedish Medical Center	HealthONE	Denver	123,211	129,549	152,044	151,242	149,913	149,319	111,768	125,189
	The Medical Center of Aurora	HealthONE	Denver	140,991	141,795	133,978	135,495	139,306	142,851	114,537	120,992
	University of Colorado Hospital	UCHealth	Denver	953,588	1,028,690	1,134,446	1,246,162	1,372,227	1,503,376	1,388,623	1,263,500
	Total			7,158,859	7,579,065	8,165,746	8,663,509	9,134,532	9,042,104	8,304,318	9,676,563
Medium	Broomfield Hospital	UCHealth	Denver			26,873	56,056	57,194	10,030	7,791	9,819
	Centura Castle Rock Adventist Hospital	Centura Health Adventist	Denver	45,929	77,241		90,787	111,310	121,591	114,963	162,624
	Centura Mercy Hospital	Centura Health CHI	West	204,899	251,781	288,594	293,868	307,059	298,774	296,128	339,290
	Centura St. Anthony Summit Hospital	Centura Health CHI	West	33,763	37,449	91,646	108,010	109,461	107,374	94,557	113,018
	Community Hospital		Grand Junction						502,343	497,536	
	Delta Health		West	100,099	106,532	110,306	115,013	120,097	103,920	82,076	86,117
	Longs Peak Hospital	UCHealth	Greeley					15,953	29,585	17,760	36,557
	Montrose Memorial Hospital		West						154,912	133,852	125,140
	National Jewish Health		Denver	76,229	79,726	100,546	99,276	98,614	100,698	95,024	101,641
	OrthoColorado Hospital	Centura Health CHI	Denver	4,845	3,965	4,050	10,679	12,082	12,603	13,079	15,878
	San Luis Valley Health Regional Medical C...	San Luis Valley	East	49,954	62,121	118,967	132,912	134,328	143,995	133,067	109,379
	St. Elizabeth Hospital	Lifepoints	East	100,203	106,262	105,464	90,391	90,342	43,856	35,127	
	UCHealth Greeley	UCHealth	Greeley	18,746	24,159	26,827	28,147	28,687		65,268	37,788
	UCHealth Highlands Ranch	UCHealth	Denver						386	17,760	22,075
	Vail Health Hospital		West	129,021	130,491	133,284	123,138	121,300	131,478	122,800	143,637
	Valley View Hospital		West	222,160	239,642	278,618	282,272	299,734	309,020	302,132	336,102
	Yampa Valley Medical Center	UCHealth	West			68,484	65,775	53,020	74,915	73,326	74,277
	Total			985,848	1,119,369	1,429,776	1,496,324	1,559,181	2,145,480	2,102,246	1,713,342
Small	Animas Surgical Hospital		West				20,279		20,169		28,818
	Arkansas Valley Regional Medical Center		East	39,485	44,054	43,962	43,030	36,880	38,184	34,723	34,109
	Aspen Valley Hospital		West						47,348	54,164	61,938
	Banner Fort Collins Medical Center	Banner Health	Ft. Collins			39,603	42,430	44,537	50,563	44,322	36,062
	Centura St. Thomas More Hospital	Centura Health CHI	East	72,341	91,143	102,273	105,091	107,249	113,330	103,646	113,787
	Colorado Canyons Hospital and Medical C...		Grand Junction		52,247	52,971	63,505	66,313	37,087	22,405	33,368
	East Morgan County Hospital	Banner Health	East	78,655	80,014	78,897	85,598	96,356	102,010	79,356	58,723
	Estes Park Health		Ft. Collins						123,843	70,336	91,522
	Grand River Hospital District		West	42,955	46,542	50,772	53,483	51,875	8,582	0	9,436
	Grandview Hospital	UCHealth	Colorado Springs		11,796	11,796	28,403	45,287	12,472	12,298	12,897
	Gunnison Valley Health		West	39,779	42,186	46,701	48,290	54,506	55,207	57,374	63,780
	Haxtun Hospital District		East		24,961	28,931	28,342	31,752		47,381	51,627
	Heart of the Rockies Regional Medical Ce...		East	54,606	66,366	77,547	85,866	92,729	103,507	115,753	140,121
	Keefe Memorial Health Service District		East						770	3,691	4,135
	Kit Carson County Health Service District		East							13,917	17,883
	Lincoln Community Hospital		East							13,956	14,695
	Melissa Memorial Hospital		East	11,078	12,236	13,007		22,934	13,498	1,069	8,019
	Memorial Regional Health		West							8,619	9,602
	Middle Park Medical Center - Kremmling		West								17,883
	Mt. San Rafael Hospital		East	39,941	37,866	37,114	40,014	40,739	42,553	39,027	40,065
	Pagosa Springs Medical Center		West						66,546	119,252	61,794
	Pikes Peak Regional Hospital	UCHealth	Colorado Springs					16,936	16,468	17,760	17,582
	Pioneers Medical Center		West	13,389	11,718	14,260	13,272	12,448	18,465	11,750	78,653
	Prowers Medical Center		East						12,895	14,593	150,923
	Rangely District Hospital		West	14,331	14,525	15,765	14,659	11,329		15,124	12,072
	Rio Grande Hospital		East	42,485	44,293	48,435	51,055	50,743	56,520	49,508	59,108
	San Luis Valley Health Conejos County Ho...	San Luis Valley	East	19,062	22,415	8,200	7,990	7,978	7,839	7,149	10,907
	Sedgwick County Health Center		East	7,302	7,536	7,398	7,186	6,322	6,191	6,864	6,844
	Southeast Colorado Hospital District		East	42,912	42,239	46,386	40,771	46,165	46,116	39,246	39,341
	Southwest Health System, Inc.		West							52,750	59,735
	Spanish Peaks Regional Health Center		East				16,765	17,729	17,430	14,199	15,660
	St. Vincent General Hospital District		West	6,938	5,383	5,128	5,508	6,190	7,858	5,673	
	Sterling Regional MedCenter	Banner Health	East	115,733	82,400	93,602	143,392	117,005	119,205	98,535	112,496
	Weisbrod Memorial County Hospital		East	8,490	8,048	7,195	6,391	8,297	10,096	11,647	10,674
	Wray Community District Hospital		East	9,773	9,346	11,804	8,809	9,082	10,271	14,279	3,041
	Yuma District Hospital		East								27,509
	Total			659,255	745,518	841,747	939,850	1,001,381	1,165,133	1,220,535	1,514,809
Grand Total				8,803,962	9,443,952	10,437,269	11,099,683	11,695,094	12,352,717	11,627,099	12,904,714

Hospital Expenditure Report Detailed Data by Hospital

Total Operating Expenses

Peer Group	Hospital Name	System	DOI Region	2014	2015	2016	2017	2018	2019	2020	2021	
Large	Boulder Community Health		Boulder	243,263,990	269,160,898	268,748,348	291,991,547	293,926,840	369,352,303	361,724,132	399,480,955	
	Centura Avista Adventist Hospital	Centura Health Adventist	Boulder	89,318,213	99,140,906	109,943,680	112,934,250	125,892,375	141,439,930	143,086,562	152,611,991	
	Centura Littleton Adventist Hospital	Centura Health Adventist	Denver	237,731,602	243,773,060	249,357,097	268,157,584	270,532,506	274,786,354	296,615,183	299,044,372	
	Centura Longmont United Hospital	Centura Health CHI	Boulder			185,283,777	193,644,170	162,850,938	155,860,153	148,789,690	137,755,370	
	Centura Parker Adventist Hospital	Centura Health Adventist	Denver	172,871,028	202,047,367	219,236,509	246,123,792	258,389,827	263,857,373	288,709,099	300,552,690	
	Centura Penrose-St. Francis Hospital	Centura Health CHI	Colorado Springs	458,162,704	511,009,946	563,088,060	600,727,920	624,512,132	668,974,844	721,599,864	785,338,585	
	Centura Porter Adventist Hospital	Centura Health Adventist	Denver	275,517,671	302,787,796	308,147,176	326,717,281	320,831,582	318,616,777	323,391,491	352,892,102	
	Centura St. Anthony Hospital	Centura Health CHI	Denver	321,587,728	348,396,028	371,992,597	387,646,290	383,650,623	391,181,648	413,258,290	435,340,223	
	Centura St. Anthony North Hospital	Centura Health CHI	Denver	143,261,271	150,063,606	175,948,847	174,723,382	176,177,588	189,570,461	198,824,608	223,078,554	
	Centura St. Mary-Corwin Hospital	Centura Health CHI	Pueblo	178,255,627	182,291,778	186,673,561	194,878,880	173,853,026	138,370,640	142,417,833	144,351,976	
	Children's Hospital Colorado	Childrens	Denver	854,464,151	932,703,817	946,359,350	993,186,178	1,090,860,123	1,160,741,972	1,206,859,354	1,300,148,841	
	Children's Hospital Colorado Springs	Childrens	Colorado Springs						92,994,098	178,421,803	182,775,593	
	Denver Health Medical Center		Denver	854,551,275	928,049,271	1,017,920,803	1,070,867,217	1,078,403,937	1,073,934,329	1,103,508,280	1,242,582,898	
	Good Samaritan Medical Center	SCL Health	Boulder	254,000,706	264,940,636	266,779,624	283,169,903	290,719,902	272,870,307	281,584,804	295,295,792	
	HealthONE	HealthONE	Denver	2,000,607,000	2,044,961,998	2,171,599,000	2,294,288,000	2,439,334,000				
	Lutheran Medical Center	SCL Health	Denver	303,970,886	313,882,916	329,474,083	358,394,569	363,533,277	349,672,369	382,245,473	534,794,690	
	McKee Medical Center	Banner Health	Ft. Collins	120,086,317	126,001,414	120,071,678	125,238,442	117,762,160	122,283,504	124,861,333	139,286,264	
	Medical Center of the Rockies	UCHealth	Ft. Collins	259,070,499	283,139,684	300,912,097	329,310,525	365,151,757	454,985,652	442,787,792	454,011,188	
	Memorial Hospital Central	UCHealth	Colorado Springs	597,173,494	589,306,050	670,969,314	754,444,619	863,051,531	847,665,225	876,621,262	924,249,816	
	North Colorado Medical Center	Banner Health	Greeley	323,335,575	319,864,782	337,962,309	347,702,362	335,529,587	351,171,235	332,001,660	368,335,337	
	North Suburban Medical Center	HealthONE	Denver						177,472,000	178,391,000	188,771,000	
	Parkview Medical Center		Pueblo	283,962,983	299,526,764	348,049,316	355,791,534	379,254,156	398,729,751	461,520,428	494,447,329	
	Platte Valley Medical Center	SCL Health	Denver	93,248,713	101,549,116	107,132,838	119,256,259	112,502,455	129,887,815	146,743,778	148,580,953	
	Poudre Valley Hospital	UCHealth	Ft. Collins	367,317,222	374,587,866	414,049,059	455,095,951	482,265,937	539,691,030	557,974,059	585,949,383	
	Presbyterian/St. Luke's Medical Center	HealthONE	Denver						475,568,000	480,591,000	494,408,000	
	Rose Medical Center	HealthONE	Denver						281,130,000	283,016,000	303,907,000	
	Sky Ridge Medical Center	HealthONE	Denver						371,010,000	377,848,000	412,265,000	
	St. Joseph Hospital	SCL Health	Denver	455,496,657	481,811,669	491,884,038	504,770,777	521,532,842	528,016,703	566,735,536	571,327,449	
	St. Mary's Hospital & Medical Center, Inc.	SCL Health	Grand Junction	371,544,467	359,531,057	385,686,098	385,351,990	403,907,788	396,467,392	428,875,762	454,461,548	
	Swedish Medical Center	HealthONE	Denver						505,246,000	504,276,000	552,963,000	
	The Medical Center of Aurora	HealthONE	Denver						367,869,000	377,290,000	427,977,000	
	University of Colorado Hospital	UCHealth	Denver	1,037,261,472	1,145,611,395	1,266,288,327	1,426,117,277	1,620,359,251	1,812,156,860	1,908,242,607	2,080,379,300	
	Total			10,296,061,252	10,874,139,821	11,813,557,586	12,600,530,697	13,254,786,139	13,621,573,723	14,238,812,682	15,387,364,199	
Medium	Broomfield Hospital	UCHealth	Denver						53,763,961	45,852,883	48,330,683	
	Centura Castle Rock Adventist Hospital	Centura Health Adventist	Denver	66,988,620	82,739,929	83,818,256	90,227,412	107,955,805	116,138,586	122,210,530	136,968,998	
	Centura Mercy Hospital	Centura Health CHI	West	145,562,969	166,065,908	185,226,734	200,513,202	211,130,952	211,077,395	219,587,541	224,801,879	
	Centura St. Anthony Summit Hospital	Centura Health CHI	West	46,810,081	50,609,314	63,689,808	74,703,857	80,187,854	82,932,984	84,058,593	87,574,321	
	Community Hospital		Grand Junction						167,994,988	178,184,608		
	Delta Health		West	64,885,478	69,353,264	71,142,935	78,594,535	83,025,410	89,089,575	92,465,208	57,212,321	
	Longs Peak Hospital	UCHealth	Greeley			607,237	5,865,984	78,751,103	123,351,279	140,262,921	146,044,085	
	Montrose Memorial Hospital		West						118,211,742	124,668,961	135,806,635	
	National Jewish Health		Denver	207,370,000	220,392,000	229,079,000	238,964,000	247,794,000	282,844,395	305,209,000	333,948,001	
	OrthoColorado Hospital	Centura Health CHI	Denver	42,451,644	46,431,679	56,317,363	60,275,132	64,110,123	65,851,108	63,291,569	72,217,798	
	San Luis Valley Health Regional Medical C..	San Luis Valley	East	60,220,272	63,906,742	69,666,541	75,525,404	82,636,423	88,766,991	92,650,530	99,463,538	
	St. Elizabeth Hospital	Lifepoints	East	41,888,745	43,517,880	45,549,999	44,144,999	45,473,999	35,542,503	28,669,181		
	UCHealth Greeley	UCHealth	Greeley				777,362	2,527,488		147,968,725	158,640,508	
	UCHealth Highlands Ranch	UCHealth	Denver				1,420,724	4,043,204	35,249,093	189,270,121	218,779,187	
	Vail Health Hospital		West	141,980,038	147,389,214	146,865,561	164,062,032	182,108,935	199,347,958	226,627,538	234,804,770	
	Valley View Hospital		West	160,255,459	192,702,619	215,140,236	208,377,354	215,314,328	236,990,823	251,635,001	272,222,207	
	Yampa Valley Medical Center	UCHealth	West					81,391,016	102,824,259	102,501,752	103,666,557	
	Total			978,413,306	1,083,108,549	1,167,103,669	1,243,451,997	1,540,214,601	2,002,066,561	2,417,592,462	2,340,290,744	
	Small	Animas Surgical Hospital		West						31,767,375	32,923,129	35,414,801
		Arkansas Valley Regional Medical Center		East	32,847,190	34,590,021	30,637,710	30,577,839	31,337,872	38,544,213	32,931,478	33,462,893
		Aspen Valley Hospital		West						107,284,641	99,565,759	102,381,325
		Banner Fort Collins Medical Center	Banner Health	Ft. Collins			44,623,930	46,849,778	43,786,529	47,113,028	46,231,105	50,917,537
		Centura St. Thomas More Hospital	Centura Health CHI	East	53,395,878	61,314,104	64,946,179	68,814,349	66,060,066	66,725,268	69,727,824	74,453,526
Colorado Canyons Hospital and Medical C..			Grand Junction		29,015,259	32,304,640	35,161,472	42,080,315	46,353,289	48,909,281	53,171,026	
East Morgan County Hospital		Banner Health	East	24,615,564	24,967,268	27,426,834	28,386,205	31,439,062	32,138,054	34,130,746	36,166,866	
Estes Park Health			Ft. Collins	31,953,412	31,458,757	34,267,288	38,600,027	50,600,459	52,688,039	55,712,313	57,128,599	
Grand River Hospital District			West	38,961,122	41,895,768	46,420,434	51,681,129	55,338,167	59,066,257	60,473,455	102,714,256	
Grandview Hospital		UCHealth	Colorado Springs					25,626,859	39,142,273	44,673,931	48,688,505	
Gunnison Valley Health			West	25,803,747	26,962,961	33,804,295	35,195,376	39,377,780	45,346,580	51,320,072	57,228,421	
Haxtun Hospital District			East		7,789,641	8,523,969	9,256,420	9,248,720		10,675,981	12,444,458	
Heart of the Rockies Regional Medical Ce..			East	42,460,391	48,805,411	55,216,000	60,123,981	67,707,859	75,817,764	86,080,713	96,981,774	
Keefe Memorial Health Service District			East						4,073,309	6,865,462	9,104,189	
Kit Carson County Health Service District			East	11,948,865	12,456,656	10,203,728	13,242,459	12,800,587		18,572,842	20,217,555	
Lincoln Community Hospital			East						18,984,177	19,676,719	23,693,763	
Melissa Memorial Hospital			East	11,005,808	11,858,988	12,712,092		17,153,531	18,229,389	19,301,494	21,842,412	
Memorial Regional Health			West							63,266,587	64,187,752	
Middle Park Medical Center - Kremmling			West								20,217,555	
Mt. San Rafael Hospital			East	24,134,901	28,030,678	27,316,262	29,195,876	32,186,969	33,947,917	36,003,677	37,342,242	
Pagosa Springs Medical Center			West						35,570,898	36,500,081	39,203,074	
Pikes Peak Regional Hospital		UCHealth	Colorado Springs					4,104,450	23,106,177	22,368,061	26,372,620	
Pioneers Medical Center			West	13,049,284	16,829,786	21,441,016	22,360,416	23,950,465	27,779,879	35,780,961	42,510,854	
Prowers Medical Center			East						32,509,202	32,999,565	32,965,787	
Rangely District Hospital			West	19,163,381	19,713,646	18,012,077	17,725,197	17,24				

Hospital Expenditure Report Detailed Data by Hospital

Total Gross Charges -Total

Region	Hospital Name	System	Peer Group	2014	2015	2016	2017	2018	2019	2020	2021	
Boulder	Boulder Community Health		Large	1,128,426,649	1,253,982,704	1,402,741,958	1,527,213,594	1,583,646,441	1,687,959,423	1,662,032,777	2,013,162,112	
	Centura Avista Adventist Hospital	Centura Health Adventist	Large	319,821,717	340,438,823	383,457,587	403,491,521	484,882,304	625,015,467	603,330,969	650,427,488	
	Centura Longmont United Hospital	Centura Health CHI	Large			578,662,153	640,358,356	635,260,370	640,938,426	600,049,006	617,799,455	
	Good Samaritan Medical Center	SCL Health	Large	1,184,413,576	1,252,386,648	1,337,348,020	1,455,246,713	1,491,696,083	1,474,869,482	1,577,600,436	1,653,083,789	
	Total			2,632,661,942	2,846,808,175	3,702,209,718	4,026,310,185	4,195,485,198	4,428,782,798	4,323,013,188	4,934,472,845	
Colorado Springs	Centura Penrose-St. Francis Hospital	Centura Health CHI	Large	2,018,391,988	2,280,402,729	2,487,917,748	2,754,468,195	3,085,541,388	3,463,257,879	3,677,163,065	4,178,961,493	
	Children's Hospital Colorado Springs	Childrens	Large						276,463,910	529,153,459	612,880,794	
	Grandview Hospital	UCHealth	Small					125,898,781	150,909,270	176,312,801	214,181,139	
	Memorial Hospital Central	UCHealth	Large	2,047,467,633	2,187,854,938	2,607,154,642	3,051,971,728	3,658,383,769	4,079,634,762	4,117,390,335	4,733,956,090	
	Pikes Peak Regional Hospital	UCHealth	Small					11,218,588	49,597,589	58,241,293	72,890,461	
Total			4,065,859,621	4,468,257,667	5,095,072,390	5,806,439,923	6,881,042,526	8,019,863,410	8,558,260,953	9,812,869,977		
Denver	Broomfield Hospital	UCHealth	Medium					146,491,651	88,157,838	136,831,680	215,794,238	
	Centura Castle Rock Adventist Hospital	Centura Health Adventist	Medium	201,958,512	273,153,417	298,154,395	376,625,398	453,070,222	501,413,301	504,774,390	611,757,258	
	Centura Littleton Adventist Hospital	Centura Health Adventist	Large	1,088,237,918	1,157,788,664	1,218,937,634	1,292,346,831	1,384,605,822	1,492,776,228	1,405,411,826	1,539,895,300	
	Centura Parker Adventist Hospital	Centura Health Adventist	Large	789,201,481	934,038,779	1,066,073,532	1,135,305,596	1,238,608,738	1,299,144,127	1,362,854,779	1,528,429,085	
	Centura Porter Adventist Hospital	Centura Health Adventist	Large	1,161,980,435	1,336,669,955	1,365,036,820	1,408,850,838	1,418,000,282	1,405,565,208	1,292,778,339	1,529,282,586	
	Centura St. Anthony Hospital	Centura Health CHI	Large	1,567,043,281	1,737,952,615	1,839,094,182	1,896,059,640	1,889,690,082	1,999,068,667	2,092,032,253	2,392,174,188	
	Centura St. Anthony North Hospital	Centura Health CHI	Large	616,788,909	607,536,033	657,644,176	691,875,239	779,237,632	946,286,501	1,028,019,798	1,224,395,878	
	Children's Hospital Colorado	Childrens	Large	2,177,945,044	2,227,178,563	2,289,318,626	2,506,512,977	2,827,003,615	3,004,329,297	2,915,343,625	3,418,172,801	
	Denver Health Medical Center		Large	1,878,875,785	2,058,906,272	2,113,879,042	2,282,875,125	2,423,198,236	2,668,611,242	2,706,534,628	3,110,397,108	
	HealthONE	HealthONE	Large	12,167,444,000	13,601,962,004	15,465,377,000	17,406,228,000	19,623,101,000				
	Lutheran Medical Center	SCL Health	Large	1,315,760,591	1,369,368,564	1,550,494,476	1,714,484,500	1,766,450,410	1,812,325,140	1,777,667,743	2,122,298,498	
	National Jewish Health		Medium	145,299,706	161,894,748	219,803,939	230,239,322	237,858,324	254,723,758	262,695,141	269,395,486	
	North Suburban Medical Center	HealthONE	Large						1,814,526,000	1,924,487,000	2,142,762,000	
	OrthoColorado Hospital	Centura Health CHI	Medium	206,948,936	236,015,852	310,018,755	322,052,730	356,330,563	372,379,031	378,914,175	456,976,348	
	Platte Valley Medical Center	SCL Health	Large	263,531,562	255,531,040	296,287,657	331,141,208	348,420,303	373,933,706	394,516,991	482,124,831	
	Presbyterian/St. Luke's Medical Center	HealthONE	Large						3,550,513,000	3,590,015,000	4,087,725,000	
	Rose Medical Center	HealthONE	Large						2,400,168,000	2,352,677,000	2,804,603,000	
	Sky Ridge Medical Center	HealthONE	Large						3,756,462,000	3,942,927,000	4,741,867,000	
	St. Joseph Hospital	SCL Health	Large	1,893,332,127	2,060,242,353	2,222,748,651	2,460,666,697	2,515,305,192	2,721,733,518	2,579,424,539	2,874,295,515	
	Swedish Medical Center	HealthONE	Large						4,764,992,000	4,956,273,000	5,709,177,000	
	The Medical Center of Aurora	HealthONE	Large						3,220,604,000	3,240,288,000	3,895,691,000	
	UCHealth Highlands Ranch	UCHealth	Medium						4,661,200	435,750,059	743,970,804	
	University of Colorado Hospital	UCHealth	Large	4,504,008,608	5,129,785,441	5,811,795,699	6,610,543,946	7,834,571,348	8,959,463,803	9,182,863,455	10,290,754,325	
	Total			29,978,356,896	33,148,024,299	36,724,614,583	40,665,808,046	45,241,943,420	47,411,837,564	48,463,080,421	56,191,939,252	
	East	Arkansas Valley Regional Medical Center		Small	77,304,194	73,930,153	84,243,105	84,196,160	82,421,510	83,540,828	79,415,637	64,855,213
Centura St. Thomas More Hospital		Centura Health CHI	Small	140,277,021	172,693,921	188,684,720	210,428,016	216,058,953	234,537,633	229,466,106	268,779,965	
East Morgan County Hospital		Banner Health	Small	43,851,716	46,349,106	49,154,162	54,652,472	59,022,267	58,297,913	55,381,179	63,122,622	
Haxtun Hospital District			Small		8,065,804	8,104,016	9,706,990	10,121,474		11,702,158	14,536,694	
Heart of the Rockies Regional Medical Ce..			Small	83,451,110	96,459,535	111,650,725	131,223,787	150,798,451	163,073,187	167,924,615	214,628,601	
Keefe Memorial Health Service District			Small						7,419,627	8,538,165	8,178,805	
Kit Carson County Health Service District			Small	17,219,926	17,799,890	17,078,746	16,108,148	16,466,820		29,252,620	29,738,964	
Lincoln Community Hospital			Small						28,642,800	25,141,382	29,913,484	
Melissa Memorial Hospital			Small	12,463,192	13,450,080	14,436,812		24,180,240	25,525,989	27,415,958	28,544,379	
Mt. San Rafael Hospital			Small	61,939,841	65,949,832	68,052,686	75,676,459	80,853,023	81,660,215	70,205,304	80,738,226	
Prowers Medical Center			Small						49,403,428	46,405,032	52,685,293	
Rio Grande Hospital			Small	24,589,117	26,522,389	29,291,044	31,277,104	35,896,524	42,376,537	39,770,237	46,908,042	
San Luis Valley Health Conejos County Ho..		San Luis Valley	Small	12,810,553	15,375,762	13,851,251	13,954,372	15,859,402	17,090,946	18,539,853	19,707,140	
San Luis Valley Health Regional Medical C..		San Luis Valley	Medium	130,192,382	152,364,725	162,171,132	178,016,284	192,353,384	205,730,442	203,504,357	223,847,774	
Sedgwick County Health Center			Small	14,058,382	15,078,933	14,925,716	15,477,526	16,236,548	18,802,141	18,654,738	19,894,827	
Southeast Colorado Hospital District			Small	19,679,442	20,620,200	21,311,839	20,456,090	22,441,095	23,865,505	23,948,359	25,216,612	
Spanish Peaks Regional Health Center			Small				19,911,898	22,383,168	22,594,200	18,076,173	25,983,461	
St. Elizabeth Hospital		Lifepoints	Medium	132,312,579	136,042,749	148,404,999	151,083,999	147,358,999	132,378,424	108,637,472		
Sterling Regional MedCenter		Banner Health	Small	90,726,680	96,290,655	101,135,333	113,154,490	119,469,067	120,259,382	124,983,179	127,452,093	
Weisbrod Memorial County Hospital			Small	5,020,517	4,830,178	4,420,535	4,878,120	5,134,407	6,914,932	7,166,859	6,607,595	
Wray Community District Hospital			Small	15,399,112	19,714,225	20,965,006	27,084,583	30,865,432	36,187,776	34,407,253	46,490,727	
Yuma District Hospital			Small									31,396,263
Total				881,295,764	981,538,137	1,057,881,827	1,157,286,497	1,247,920,764	1,358,301,907	1,348,536,637	1,429,226,780	
Ft. Collins		Banner Fort Collins Medical Center	Banner Health	Small			71,774,105	83,195,834	95,105,801	108,728,080	101,861,697	125,237,261
		Estes Park Health		Small	53,213,419	60,925,781	62,718,134	71,244,906	90,001,168	91,195,538	84,289,800	89,777,612
		McKee Medical Center	Banner Health	Large	348,476,247	363,004,207	361,343,711	371,913,135	382,255,428	401,904,555	377,427,723	396,073,419
		Medical Center of the Rockies	UCHealth	Large	869,554,461	997,281,519	1,093,317,550	1,240,804,026	1,424,626,583	1,632,957,032	1,534,627,698	1,681,335,172
		Poudre Valley Hospital	UCHealth	Large	1,053,658,386	1,173,930,030	1,304,984,712	1,573,342,917	1,705,651,321	1,837,750,088	1,822,151,612	2,056,959,152
Total				2,324,902,513	2,595,141,537	2,894,138,212	3,340,500,818	3,697,640,301	4,072,535,293	3,920,358,229	4,349,382,616	
Grand Junction		Colorado Canyons Hospital and Medical C..		Small		66,439,529	68,506,085	75,885,538	82,575,498	106,376,775	113,467,505	137,461,799
		Community Hospital		Medium						535,454,708	698,147,873	
		St. Mary's Hospital & Medical Center, Inc..	SCL Health	Large	1,023,956,931	1,066,596,801	1,119,850,092	1,202,409,737	1,267,746,939	1,320,127,071	1,314,645,229	1,534,163,510
Total			1,023,956,931	1,133,036,330	1,188,356,177	1,278,295,275	1,350,322,437	1,961,958,554	2,126,260,607	1,671,625,309		
Greeley	Longs Peak Hospital	UCHealth	Medium					206,001,667	385,221,558	488,512,539	666,252,336	
	North Colorado Medical Center	Banner Health	Large	966,593,802	1,007,141,780	1,053,924,570	1,1					

Hospital Expenditure Report Detailed Data by Hospital

Total Gross Charges -Medicare

Region	Hospital Name	System	Peer Group	2014	2015	2016	2017	2018	2019	2020	2021	
Boulder	Boulder Community Health		Large	431,372,952	518,153,363	564,212,868	649,365,217	668,462,850	738,192,134	746,843,328	945,485,547	
	Centura Avista Adventist Hospital	Centura Health Adventist	Large	83,271,103	93,146,939	105,180,586	111,215,986	146,400,202	214,230,250	211,962,228	234,269,219	
	Centura Longmont United Hospital	Centura Health CHI	Large			0	197,452,486	284,207,609	285,430,045	271,354,386	283,482,691	
	Good Samaritan Medical Center	SCL Health	Large	530,326,277	557,544,966	610,389,188	668,640,294	694,206,143	717,355,306	715,549,811	815,843,781	
	Total			1,044,970,332	1,168,845,268	1,279,782,642	1,626,673,983	1,793,276,804	1,955,207,735	1,945,709,753	2,279,081,238	
Colorado Springs	Centura Penrose-St. Francis Hospital	Centura Health CHI	Large	926,237,733	1,041,390,310	1,115,569,743	1,243,447,083	1,475,977,213	1,688,232,159	1,453,911,285	1,858,102,867	
	Children's Hospital Colorado Springs	Childrens	Large					101,161	192,962	621,031		
	Grandview Hospital	UCHealth	Small					22,088,737	48,274,734	58,052,573	71,702,103	
	Memorial Hospital Central	UCHealth	Large	749,196,216	788,470,439	911,069,129	1,060,168,165	1,291,024,151	1,479,981,558	1,597,550,535	1,899,305,705	
	Pikes Peak Regional Hospital	UCHealth	Small					5,012,102	22,731,161	25,209,468	32,876,439	
	Total			1,675,433,949	1,829,860,749	2,026,638,871	2,303,615,248	2,794,102,203	3,239,320,773	3,134,916,823	3,862,608,145	
Denver	Broomfield Hospital	UCHealth	Medium					18,744,699	17,543,363	38,144,661	63,323,342	
	Centura Castle Rock Adventist Hospital	Centura Health Adventist	Medium	64,580,309	89,699,487	94,724,315	128,344,926	151,320,214	167,724,152	173,256,426	209,938,107	
	Centura Littleton Adventist Hospital	Centura Health Adventist	Large	465,529,559	511,442,720	554,588,276	591,887,775	653,272,052	701,841,873	699,374,479	768,744,707	
	Centura Parker Adventist Hospital	Centura Health Adventist	Large	251,576,435	305,471,548	358,124,158	405,946,351	460,714,939	484,694,577	536,090,841	564,050,001	
	Centura Porter Adventist Hospital	Centura Health Adventist	Large	543,022,606	602,652,855	648,990,041	680,971,913	678,607,683	667,056,535	601,294,076	676,780,593	
	Centura St. Anthony Hospital	Centura Health CHI	Large	649,992,195	709,777,073	746,373,084	797,008,523	816,360,495	921,799,860	984,957,518	1,097,993,548	
	Centura St. Anthony North Hospital	Centura Health CHI	Large	258,794,708	244,582,568	242,851,336	261,151,062	305,035,333	369,875,770	415,066,854	478,866,848	
	Children's Hospital Colorado	Childrens	Large	11,119,303	13,618,048	15,542,505	6,791,071	10,371,909	8,749,941	8,787,561	14,109,917	
	Denver Health Medical Center		Large	237,788,171	278,360,645	260,964,522	288,792,284	334,322,356	550,657,400	558,725,039	658,553,793	
	HealthONE	HealthONE	Large	4,093,398,000	4,621,931,000	5,211,607,000	6,056,447,000	6,952,156,000				
	Lutheran Medical Center	SCL Health	Large	588,437,491	627,039,080	719,078,845	801,074,968	793,744,426	901,314,158	868,449,944	1,070,329,737	
	National Jewish Health		Medium	55,100,332	62,078,046	86,449,830	98,485,859	107,318,428	120,901,842	126,025,396	131,782,350	
	North Suburban Medical Center	HealthONE	Large						553,898,000	617,339,000	660,058,000	
	OrthoColorado Hospital	Centura Health CHI	Medium	93,808,004	103,228,294	145,042,771	163,267,167	180,594,864	195,842,260	199,887,255	244,683,398	
	Platte Valley Medical Center	SCL Health	Large	87,170,606	81,509,717	103,287,727	110,666,067	122,954,409	119,048,902	128,458,954	161,308,476	
	Presbyterian/St. Luke's Medical Center	HealthONE	Large						854,871,000	855,588,000	1,120,231,000	
	Rose Medical Center	HealthONE	Large						910,636,000	871,953,000	1,039,483,000	
	Sky Ridge Medical Center	HealthONE	Large						1,612,628,000	1,670,207,000	2,023,160,000	
	St. Joseph Hospital	SCL Health	Large	763,602,699	821,689,013	912,147,059	995,854,852	1,043,954,735	1,156,741,202	1,059,901,343	1,204,526,800	
	Swedish Medical Center	HealthONE	Large						2,029,725,000	2,154,135,000	2,467,236,000	
	The Medical Center of Aurora	HealthONE	Large						1,349,363,000	1,361,671,000	1,652,009,000	
	UCHealth Highlands Ranch	UCHealth	Medium						1,345,096	157,862,889	278,188,191	
	University of Colorado Hospital	UCHealth	Large	1,538,303,514	1,758,730,207	2,021,273,244	2,328,381,516	2,833,240,394	3,278,754,696	3,349,030,540	3,778,378,524	
	Total			9,702,223,933	10,831,810,301	12,121,044,712	13,715,071,333	15,462,712,935	16,975,026,776	17,436,206,776	20,363,735,334	
East	Arkansas Valley Regional Medical Center		Small	34,205,423	30,675,066	36,374,610	36,347,823	35,566,132	34,132,805	29,136,869	22,802,463	
	Centura St. Thomas More Hospital	Centura Health CHI	Small	61,850,237	67,706,245	78,913,185	84,845,025	89,089,230	95,672,565	105,820,797	125,425,074	
	East Morgan County Hospital	Banner Health	Small	26,162,638	31,331,057	26,816,183	29,325,215	27,376,634	25,516,987	24,828,019	28,448,555	
	Haxtun Hospital District		Small		4,100,331	3,579,716	4,054,840	4,469,377		5,398,100	7,546,057	
	Heart of the Rockies Regional Medical Ce..		Small	36,716,527	42,031,424	48,926,926	70,294,782	85,965,591	88,976,181	91,593,234	112,703,066	
	Keefe Memorial Health Service District		Small						3,593,482	2,831,049	2,962,656	
	Kit Carson County Health Service District		Small	7,245,628	7,690,728	7,916,554	7,040,109	7,425,386		13,991,669	11,301,316	
	Lincoln Community Hospital		Small						12,144,050	10,747,422	13,553,924	
	Melissa Memorial Hospital		Small	6,394,722	6,620,076	6,851,781		14,217,747	12,891,243	14,860,938	14,216,068	
	Mt. San Rafael Hospital		Small	24,970,511	26,023,383	25,378,075	28,540,688	30,712,501	30,994,133	24,272,137	26,293,423	
	Prowers Medical Center		Small						19,813,882	18,523,202	20,455,943	
	Rio Grande Hospital		Small	12,616,870	13,094,904	14,937,663	14,901,195	18,350,379	18,844,884	17,628,342	19,355,194	
	San Luis Valley Health Conejos County Ho..	San Luis Valley	Small	5,616,523	6,628,547	6,252,607	6,623,978	7,556,509	8,703,346	9,251,385	12,503,194	
	San Luis Valley Health Regional Medical C..	San Luis Valley	Medium	45,667,543	53,944,633	59,072,069	68,099,947	76,077,889	82,870,367	82,622,769	98,486,906	
	Sedgwick County Health Center		Small	5,876,407	5,964,348	5,998,218	6,488,622	7,154,096	8,302,396	8,322,038	8,964,329	
	Southeast Colorado Hospital District		Small	10,865,083	11,400,519	12,606,693	11,355,766	12,945,139	11,232,880	11,731,063	12,740,134	
	Spanish Peaks Regional Health Center		Small				11,361,199	11,944,887	12,031,921	9,749,043	13,265,303	
	St. Elizabeth Hospital	Lifepoints	Medium	44,963,720	48,691,568	51,612,957	53,546,864	52,070,734	49,776,664	39,928,346		
	Sterling Regional MedCenter	Banner Health	Small	56,007,659	52,166,151	55,596,401	63,213,923	65,087,762	56,688,596	56,735,940	56,610,701	
	Weisbrod Memorial County Hospital		Small	2,233,844	1,934,231	1,760,131	2,295,952	2,061,286	2,759,318	2,860,272	2,737,450	
	Wray Community District Hospital		Small	6,740,355	6,627,374	6,792,393	9,787,241	11,010,748	13,000,609	13,282,643	19,940,679	
	Yuma District Hospital		Small									0
	Total			388,133,755	416,630,585	449,386,162	508,123,170	559,082,027	587,946,309	594,115,276	630,312,434	
Ft. Collins	Banner Fort Collins Medical Center	Banner Health	Small			25,402,905	34,148,768	40,337,616	37,190,231	33,650,567	45,077,698	
	Estes Park Health		Small	27,680,709	29,518,272	31,619,860	37,659,690	44,057,339	48,962,377	46,059,129	49,186,840	
	McKee Medical Center	Banner Health	Large	183,120,967	199,732,147	173,878,276	203,656,218	224,579,420	188,782,394	187,360,598	201,789,278	
	Medical Center of the Rockies	UCHealth	Large	425,890,524	475,089,996	533,978,582	631,204,429	716,315,643	850,836,043	804,627,641	898,039,441	
	Poudre Valley Hospital	UCHealth	Large	453,870,745	510,550,690	575,563,803	725,635,124	790,715,255	877,743,138	872,378,353	1,032,495,625	
	Total			1,090,562,945	1,214,891,106	1,340,443,426	1,632,304,230	1,816,005,278	2,003,514,183	1,944,076,288	2,226,588,882	
Grand Junction	Colorado Canyons Hospital and Medical C..		Small			29,834,951	34,070,455	34,565,473	45,976,685	46,798,002	47,798,072	
	Community Hospital		Medium						229,526,910	76,640,114		
	St. Mary's Hospital & Medical Center, Inc.	SCL Health	Large	413,492,391	456,705,861	479,614,602	533,610,018	584,459,586	616,110,931	602,222,876	741,902,118	
Total			413,492,391	456,705,861	509,449,553	567,680,473	619,025,059	891,614,526	725,660,992	789,700,190		
Greeley	Longs Peak Hospital	UCHealth	Medium					75,161,571	148,915,569	182,467,729	262,026,258	
	North Colorado Medical Center	Banner Health	Large	654,595,145	620,079,483	713,173,825	748,764,591	781,584,097	515,962,241	420,242,641	459,780,290	
	UCHealth Greeley	UCHealth	Medium							170,615,063	244,269,089	
	Total			654,595,145	620,079,483	713,173,825	748,764,591	856,745,669	664,877,810	773,325,433	966,075,637	
Pueblo	Centura St. Mary-Corwin Hospital	Centura Health CHI	Large	336,186,553	354,114,670	401,677,451	436,045,824	429,238,229	331,005,932	300,611,729	306,959,479	
	Parkview Medical Center		Large	502,043,684	521,537,865	599,873,205	651,168,018	698,284,260	1,195,902,122	1,241,52		

Hospital Expenditure Report Detailed Data by Hospital

Total Gross Charges -Medicaid

Region	Hospital Name	System	Peer Group	2014	2015	2016	2017	2018	2019	2020	2021
Boulder	Boulder Community Health		Large	122,567,446	155,136,263	165,743,083	177,200,387	179,307,425	152,557,863	168,503,668	214,622,825
	Centura Avista Adventist Hospital	Centura Health Adventist	Large	45,849,566	57,868,706	64,309,164	74,028,741	85,604,359	93,819,902	89,803,188	92,174,439
	Centura Longmont United Hospital	Centura Health CHI	Large			0	100,610,511	141,446,967	137,025,665	124,038,044	128,235,880
	Good Samaritan Medical Center	SCL Health	Large	93,024,303	116,262,456	129,076,606	135,244,475	140,819,309	129,810,134	142,943,739	179,432,810
	Total			261,441,315	329,267,425	359,128,853	487,084,114	547,178,060	513,213,564	525,288,639	614,465,954
Colorado Springs	Centura Penrose-St. Francis Hospital	Centura Health CHI	Large	240,734,096	364,162,781	401,158,423	458,920,541	508,361,172	564,419,171	618,967,219	745,239,309
	Children's Hospital Colorado Springs	Childrens	Large						140,120,939	251,150,981	294,951,258
	Grandview Hospital	UCHealth	Small					44,068,547	38,577,814	39,997,071	46,911,998
	Memorial Hospital Central	UCHealth	Large	392,389,563	551,009,616	753,505,646	885,474,598	1,040,125,848	1,084,186,214	955,355,202	1,137,868,523
	Pikes Peak Regional Hospital	UCHealth	Small					2,317,360	10,374,833	11,511,979	13,497,574
Total			633,123,659	915,172,397	1,154,664,069	1,344,395,139	1,594,872,927	1,837,678,971	1,876,982,452	2,238,468,661	
Denver	Broomfield Hospital	UCHealth	Medium					52,056,740	24,256,911	28,002,460	49,902,540
	Centura Castle Rock Adventist Hospital	Centura Health Adventist	Medium	23,014,297	36,927,019	48,247,274	58,987,543	69,161,488	72,638,196	70,029,830	84,108,798
	Centura Littleton Adventist Hospital	Centura Health Adventist	Large	107,951,176	131,859,408	145,168,445	156,190,852	157,922,552	153,955,159	150,986,419	188,319,322
	Centura Parker Adventist Hospital	Centura Health Adventist	Large	75,678,357	113,000,724	146,130,331	151,966,966	154,892,931	165,646,847	172,835,350	212,410,817
	Centura Porter Adventist Hospital	Centura Health Adventist	Large	134,283,553	197,481,968	191,405,883	213,045,288	221,317,356	205,940,842	220,740,225	273,853,720
	Centura St. Anthony Hospital	Centura Health CHI	Large	225,326,112	335,994,262	384,395,028	393,645,122	383,981,582	370,526,273	381,042,926	432,661,915
	Centura St. Anthony North Hospital	Centura Health CHI	Large	140,503,995	170,779,011	197,507,569	202,098,911	195,015,890	225,908,243	239,919,072	291,936,457
	Children's Hospital Colorado	Childrens	Large	1,212,483,682	1,201,528,513	1,241,091,283	1,375,740,206	1,507,708,632	1,468,963,331	1,132,986,286	1,366,445,983
	Denver Health Medical Center		Large	943,912,029	1,063,929,681	1,057,657,865	1,133,063,095	1,162,817,037	1,230,887,520	1,324,947,275	1,520,216,501
	HealthONE	HealthONE	Large	2,138,627,000	2,668,923,999	3,142,221,000	3,557,193,000	4,010,374,000			
	Lutheran Medical Center	SCL Health	Large	244,967,361	294,457,113	334,625,846	361,284,674	318,905,776	325,855,999	350,547,751	409,297,807
	National Jewish Health		Medium	19,075,984	29,362,234	38,592,788	39,099,816	38,213,726	39,843,022	38,198,530	36,875,430
	North Suburban Medical Center	HealthONE	Large						678,629,000	712,449,000	827,295,000
	OrthoColorado Hospital	Centura Health CHI	Medium	48,080	0	16,511	132,051	31,176	-86,776	123,475	198,315
	Platte Valley Medical Center	SCL Health	Large	61,685,735	63,949,213	71,590,190	83,913,463	82,298,922	89,304,130	98,326,140	123,585,419
	Presbyterian/St. Luke's Medical Center	HealthONE	Large						1,032,791,000	996,687,000	1,062,925,000
	Rose Medical Center	HealthONE	Large						388,681,000	390,626,000	463,733,000
	Sky Ridge Medical Center	HealthONE	Large						316,633,000	342,683,000	455,599,000
	St. Joseph Hospital	SCL Health	Large	229,686,374	320,925,144	363,024,820	409,297,333	398,785,282	414,635,292	436,643,760	498,213,827
	Swedish Medical Center	HealthONE	Large						939,215,000	1,029,341,000	1,207,794,000
	The Medical Center of Aurora	HealthONE	Large						784,393,000	858,659,000	978,429,000
	UCHealth Highlands Ranch	UCHealth	Medium						495,856	42,891,282	88,490,713
	University of Colorado Hospital	UCHealth	Large	839,679,057	1,086,884,209	1,270,118,302	1,437,631,994	1,663,675,155	1,841,490,064	1,911,943,470	2,310,133,482
	Total			6,396,922,795	7,716,002,499	8,631,793,135	9,573,290,314	10,417,158,245	10,770,602,908	10,930,609,251	12,882,426,046
	East	Arkansas Valley Regional Medical Center		Small	18,512,904	22,526,716	26,930,515	27,136,449	25,649,988	25,785,502	22,981,306
Centura St. Thomas More Hospital		Centura Health CHI	Small	31,183,604	44,241,629	49,445,954	56,365,558	54,146,541	59,374,372	61,919,237	77,275,992
East Morgan County Hospital		Banner Health	Small	7,741,086	5,457,545	9,196,056	11,448,105	14,072,349	12,039,850	11,476,955	13,200,694
Haxtun Hospital District			Small		1,165,745	1,194,056	1,455,884	1,600,261		2,154,653	2,215,001
Heart of the Rockies Regional Medical Ce..			Small	13,820,408	17,047,172	18,528,972	19,331,891	20,642,452	23,062,826	23,205,250	32,367,560
Keefe Memorial Health Service District			Small						1,393,674	731,886	664,829
Kit Carson County Health Service District			Small	3,400,233	3,247,961	3,396,700	3,265,845	3,357,213		4,978,711	6,192,737
Lincoln Community Hospital			Small						5,144,643	4,280,846	5,560,076
Melissa Memorial Hospital			Small	1,496,489	1,854,084	2,213,500		2,947,111	2,619,430	3,266,643	4,598,752
Mt. San Rafael Hospital			Small	16,528,222	18,773,997	20,920,024	22,299,569	20,543,136	20,094,286	17,947,825	21,884,128
Prowers Medical Center			Small						15,202,720	14,373,421	16,614,667
Rio Grande Hospital			Small	4,963,019	6,127,417	6,400,670	7,075,036	6,925,847	7,721,737	7,127,933	8,809,297
San Luis Valley Health Conejos County Ho..		San Luis Valley	Small	4,002,158	5,605,955	4,595,134	4,431,479	4,930,600	4,787,337	5,265,319	4,076,733
San Luis Valley Health Regional Medical C..		San Luis Valley	Medium	37,289,650	51,519,090	54,081,214	56,005,442	59,883,098	60,385,010	59,626,776	69,735,431
Sedgwick County Health Center			Small	3,085,957	3,431,889	3,144,650	3,571,638	3,613,717	4,239,645	4,097,784	4,443,459
Southeast Colorado Hospital District			Small	5,223,071	5,890,565	5,937,411	6,152,555	6,534,400	6,838,073	7,047,185	7,334,971
Spanish Peaks Regional Health Center			Small				4,558,611	5,523,953	5,890,297	4,355,695	6,022,095
St. Elizabeth Hospital		Lifepoints	Medium	24,508,349	29,481,389	32,104,211	33,046,625	33,567,601	32,542,729	27,015,684	
Sterling Regional MedCenter		Banner Health	Small	14,323,989	14,936,141	18,920,457	21,343,690	24,229,022	24,742,233	26,496,557	28,525,942
Weisbrod Memorial County Hospital			Small	1,415,099	1,546,039	1,510,282	1,393,623	1,502,620	1,908,294	1,826,928	1,586,623
Wray Community District Hospital			Small	3,001,161	3,139,492	3,429,572	3,959,927	4,716,920	6,162,712	4,711,603	7,726,538
Yuma District Hospital			Small								0
Total				190,495,399	235,992,826	261,949,379	282,841,927	294,386,828	319,935,370	314,888,197	337,763,343
Ft. Collins	Banner Fort Collins Medical Center	Banner Health	Small			15,788,324	21,628,912	22,194,680	23,753,798	22,890,639	27,926,566
	Estes Park Health		Small	4,865,730	8,336,002</						

Hospital Expenditure Report Detailed Data by Hospital

Total Gross Charges -Commercial

Region	Hospital Name	System	Peer Group	2014	2015	2016	2017	2018	2019	2020	2021	
Boulder	Boulder Community Health		Large	540,136,397	552,762,647	642,731,859	664,978,551	693,289,177	690,374,169	643,336,999	746,680,456	
	Centura Avista Adventist Hospital	Centura Health Adventist	Large	180,191,846	181,604,276	203,369,370	198,846,155	228,620,929	279,007,078	264,366,024	281,231,238	
	Centura Longmont United Hospital	Centura Health CHI	Large			578,662,153	328,100,554	188,050,381	182,930,051	165,474,596	166,818,405	
	Good Samaritan Medical Center	SCL Health	Large	508,970,082	526,978,968	544,283,522	586,060,412	580,457,645	564,877,213	538,591,489	609,806,988	
	Total			1,229,298,325	1,261,345,891	1,969,046,904	1,777,985,672	1,690,418,131	1,717,188,512	1,611,769,108	1,804,537,087	
Colorado Springs	Centura Penrose-St. Francis Hospital	Centura Health CHI	Large	754,409,577	826,784,859	928,507,352	994,176,914	1,039,847,241	896,091,343	1,220,870,488	1,127,323,742	
	Children's Hospital Colorado Springs	Childrens	Large				76,659,677		153,259,411	187,165,709		
	Grandview Hospital	UCHealth	Small					34,394,541	43,654,255	52,904,185	62,558,765	
	Memorial Hospital Central	UCHealth	Large	488,181,735	505,616,281	607,888,891	723,786,674	874,403,266	992,667,600	995,909,572	1,092,993,466	
	Pikes Peak Regional Hospital	UCHealth	Small					2,607,319	11,169,699	14,444,685	18,289,100	
Denver	Total			1,242,591,312	1,332,401,140	1,536,396,243	1,717,963,588	1,951,252,367	2,020,242,573	2,437,388,341	2,488,330,782	
	Broomfield Hospital	UCHealth	Medium					55,512,710	35,947,198	58,812,673	85,682,667	
	Centura Castle Rock Adventist Hospital	Centura Health Adventist	Medium	104,226,327	139,800,608	148,519,371	176,271,708	214,322,242	222,080,402	216,251,904	265,679,355	
	Centura Littleton Adventist Hospital	Centura Health Adventist	Large	481,455,252	494,151,097	499,814,631	521,585,844	549,553,013	575,144,481	501,745,316	524,756,474	
	Centura Parker Adventist Hospital	Centura Health Adventist	Large	427,419,981	490,088,236	537,696,370	548,999,973	591,989,099	570,732,116	566,962,271	656,789,585	
	Centura Porter Adventist Hospital	Centura Health Adventist	Large	448,125,296	517,775,446	507,813,865	492,276,954	492,632,792	467,291,977	419,268,973	522,815,970	
	Centura St. Anthony Hospital	Centura Health CHI	Large	606,737,861	645,786,465	661,397,100	651,614,098	629,202,744	612,692,271	611,949,940	733,018,680	
	Centura St. Anthony North Hospital	Centura Health CHI	Large	161,868,284	163,686,450	191,204,366	199,093,773	244,747,057	291,791,088	301,785,356	379,992,347	
	Children's Hospital Colorado	Childrens	Large	941,115,057	998,893,227	1,020,089,502	1,103,562,737	1,288,076,707	1,357,697,549	1,424,010,944	1,574,951,895	
	Denver Health Medical Center		Large	406,943,288	431,530,906	462,849,768	527,796,553	577,767,296	443,191,994	450,961,022	437,777,991	
	HealthONE	HealthONE	Large	4,936,162,000	5,226,518,002	5,954,603,000	6,483,569,000	7,201,311,000				
	Lutheran Medical Center	SCL Health	Large	370,854,471	330,036,198	385,422,673	434,610,427	446,071,831	489,105,518	468,088,664	542,240,379	
	National Jewish Health		Medium	64,410,580	68,234,142	92,597,105	90,597,531	90,711,318	84,829,575	89,478,964	90,806,869	
	North Suburban Medical Center	HealthONE	Large						381,878,000	369,495,000	416,846,000	
	OrthoColorado Hospital	Centura Health CHI	Medium	112,230,959	132,388,842	163,825,202	157,661,350	173,879,698	170,031,573	172,553,042	204,643,600	
	Platte Valley Medical Center	SCL Health	Large	85,580,476	82,006,562	92,510,412	100,786,989	104,794,101	122,827,296	125,630,987	153,366,156	
	Presbyterian/St. Luke's Medical Center	HealthONE	Large						1,375,350,000	1,422,725,000	1,565,629,000	
	Rose Medical Center	HealthONE	Large						850,716,000	846,076,000	971,879,000	
	Sky Ridge Medical Center	HealthONE	Large						1,535,625,000	1,602,735,000	1,857,165,000	
	St. Joseph Hospital	SCL Health	Large	755,016,433	786,895,104	839,256,225	931,483,598	945,451,062	1,012,869,840	952,606,610	1,038,231,732	
	Swedish Medical Center	HealthONE	Large						1,414,380,000	1,417,202,000	1,573,134,000	
	The Medical Center of Aurora	HealthONE	Large						766,179,000	731,885,000	926,093,000	
	UCHealth Highlands Ranch	UCHealth	Medium						2,165,259	211,194,496	339,574,222	
	University of Colorado Hospital	UCHealth	Large	1,506,547,295	1,759,978,095	1,955,222,345	2,237,233,093	2,677,469,082	3,113,556,203	3,132,919,601	3,382,880,872	
	Total			11,408,693,559	12,267,769,380	13,512,821,934	14,657,143,628	16,283,491,753	15,896,082,341	16,094,338,763	18,243,954,794	
East	Arkansas Valley Regional Medical Center		Small	16,237,665	15,175,261	14,743,317	13,858,018	12,559,942	14,285,955	18,281,743	1,963,016	
	Centura St. Thomas More Hospital	Centura Health CHI	Small	37,795,571	56,406,592	56,748,228	64,154,975	68,199,638	67,206,608	47,467,699	51,564,505	
	East Morgan County Hospital	Banner Health	Small	8,134,306	7,770,971	10,097,276	11,114,435	13,857,839	16,090,028	14,563,298	17,237,350	
	Haxtun Hospital District		Small		2,062,232	2,350,904	3,418,621	3,086,472		3,476,902	4,293,721	
	Heart of the Rockies Regional Medical Ce..		Small	29,803,863	34,355,408	40,603,141	38,061,407	39,614,370	41,468,464	43,370,791	54,961,666	
	Keefe Memorial Health Service District		Small						1,943,387	4,584,570	4,296,356	
	Kit Carson County Health Service District		Small	5,637,514	5,784,614	4,735,408	4,410,099	4,664,921		8,352,690	10,382,233	
	Lincoln Community Hospital		Small						4,939,147	7,148,665	7,613,516	
	Melissa Memorial Hospital		Small	3,595,980	4,191,120	4,790,445		5,678,421	5,407,142	6,026,869	8,546,677	
	Mt. San Rafael Hospital		Small	17,040,392	18,325,110	18,551,668	21,864,726	25,738,379	28,532,528	24,868,277	31,898,706	
	Prowers Medical Center		Small						10,713,049	8,540,924	9,981,548	
	Rio Grande Hospital		Small	5,170,074	5,421,072	5,853,522	7,000,063	8,268,921	12,263,488	11,838,624	15,464,568	
	San Luis Valley Health Conejos County Ho..	San Luis Valley	Small	1,819,410	2,073,298	2,158,848	1,803,873	1,869,124	2,032,376	2,243,322	1,892,988	
	San Luis Valley Health Regional Medical C..	San Luis Valley	Medium	32,212,662	35,472,830	36,271,393	38,937,896	38,624,189	42,417,922	42,532,411	36,077,682	
	Sedgwick County Health Center		Small	3,024,525	3,636,133	3,908,297	3,440,727	3,448,737	3,788,523	4,006,780	4,215,386	
	Southeast Colorado Hospital District		Small	2,475,647	2,740,061	2,369,266	2,579,785	2,392,737	3,899,683	2,394,369	3,661,278	
	Spanish Peaks Regional Health Center		Small				3,345,979	3,999,447	2,871,914	2,159,318	3,364,910	
	St. Elizabeth Hospital	Lifepoints	Medium	40,344,664	37,322,566	41,117,344	43,034,804	40,562,143	36,004,212	25,907,745		
	Sterling Regional MedCenter	Banner Health	Small	13,583,140	25,990,567	21,519,072	23,777,967	23,233,546	27,948,778	30,375,670	30,368,154	
	Weisbrod Memorial County Hospital		Small	869,637	897,665	638,555	659,389	962,901	1,633,507	1,783,630	1,636,398	
	Wray Community District Hospital		Small	4,598,479	5,505,444	5,595,023	6,978,798	8,070,956	9,441,426	9,523,080	16,545,691	
	Yuma District Hospital		Small									0
	Total			222,343,530	263,130,943	272,051,707	288,441,563	304,832,684	332,888,137	319,447,376	315,966,349	
	Ft											

Hospital Expenditure Report Detailed Data by Hospital

Total Gross Charges -Self Pay

Region	Hospital Name	System	Peer Group	2014	2015	2016	2017	2018	2019	2020	2021
Boulder	Boulder Community Health		Large	29,220,875	22,857,440	25,035,284	30,309,568	36,317,789	30,645,795	19,000,525	17,313,719
	Centura Avista Adventist Hospital	Centura Health Adventist	Large	6,602,038	4,148,035	5,194,461	14,217,927	17,431,121	29,387,337	29,942,297	35,724,279
	Centura Longmont United Hospital	Centura Health CHI	Large			0	11,870,190	12,473,642	25,860,300	24,684,544	24,555,846
	Good Samaritan Medical Center	SCL Health	Large	16,532,306	16,949,107	13,960,344	17,775,583	21,440,330	20,224,063	18,251,964	18,638,962
	Total			52,355,219	43,954,582	44,190,089	74,173,267	87,662,882	106,117,495	91,879,330	96,232,806
Colorado Springs	Centura Penrose-St. Francis Hospital	Centura Health CHI	Large	43,264,624	30,290,365	27,394,302	44,075,723	42,059,988	66,098,197	78,319,036	81,648,430
	Children's Hospital Colorado Springs	Childrens	Large						3,658,910	5,376,947	7,259,991
	Grandview Hospital	UCHealth	Small					6,850,766	5,982,036	6,279,761	6,280,169
	Memorial Hospital Central	UCHealth	Large	149,323,288	68,413,507	70,932,011	78,712,576	100,104,610	99,288,924	130,150,707	124,933,054
	Pikes Peak Regional Hospital	UCHealth	Small					399,696	1,668,793	2,151,111	2,063,340
Total			192,587,912	98,703,872	98,326,313	122,788,299	149,415,060	176,696,860	222,277,562	222,184,984	
Denver	Broomfield Hospital	UCHealth	Medium					12,945,065	5,971,561	4,948,933	6,507,011
	Centura Castle Rock Adventist Hospital	Centura Health Adventist	Medium	7,841,912	5,557,222	5,617,894	12,260,995	16,506,462	22,615,698	22,629,091	31,291,843
	Centura Littleton Adventist Hospital	Centura Health Adventist	Large	25,150,727	16,420,545	14,845,247	20,366,623	17,760,114	41,260,173	34,652,856	37,031,769
	Centura Parker Adventist Hospital	Centura Health Adventist	Large	28,370,812	22,308,894	20,752,513	25,316,557	27,184,421	39,200,021	38,898,716	43,597,668
	Centura Porter Adventist Hospital	Centura Health Adventist	Large	24,785,946	14,766,541	13,547,020	19,106,346	19,847,708	39,298,235	27,337,554	29,126,078
Centura St. Anthony Hospital	Centura Health CHI	Large	61,776,472	36,676,130	36,825,871	47,567,767	44,768,726	61,241,905	71,177,762	76,457,052	
Centura St. Anthony North Hospital	Centura Health CHI	Large	40,381,125	21,080,419	20,680,093	24,996,587	26,418,161	43,450,265	55,173,541	53,961,043	
Children's Hospital Colorado	Childrens	Large	13,227,002	13,138,774	12,595,336	20,418,963	20,846,367	23,736,614	21,888,757	24,214,498	
Denver Health Medical Center		Large	146,143,054	149,101,401	167,491,697	158,193,199	167,676,634	308,859,941	265,967,295	265,926,146	
HealthONE	HealthONE	Large	486,093,000	557,160,002	573,825,000	665,713,000	786,043,000				
Lutheran Medical Center	SCL Health	Large	56,072,590	38,646,568	36,346,866	35,812,039	49,239,635	53,384,295	49,979,179	44,855,499	
National Jewish Health		Medium	581,474	576,255	748,847	923,740	820,854	875,393	1,030,392	1,396,209	
North Suburban Medical Center	HealthONE	Large							134,776,000	137,547,000	129,847,000
OrthoColorado Hospital	Centura Health CHI	Medium	861,893	398,716	1,134,270	967,065	1,824,292	1,955,993	1,183,285	1,335,702	
Platte Valley Medical Center	SCL Health	Large	17,164,097	14,653,235	15,992,786	18,696,372	16,878,673	19,492,284	20,227,332	19,120,255	
Presbyterian/St. Luke's Medical Center	HealthONE	Large							160,322,000	161,635,000	152,521,000
Rose Medical Center	HealthONE	Large							141,592,000	132,204,000	182,766,000
Sky Ridge Medical Center	HealthONE	Large							89,368,000	105,832,000	127,287,000
St. Joseph Hospital	SCL Health	Large	105,055,661	100,485,222	84,979,565	100,115,271	106,719,280	119,199,392	106,245,195	104,651,271	
Swedish Medical Center	HealthONE	Large							151,596,000	124,172,000	155,728,000
The Medical Center of Aurora	HealthONE	Large							199,674,000	149,415,000	145,158,000
UCHealth Highlands Ranch	UCHealth	Medium						473,186	6,119,081	8,932,991	
University of Colorado Hospital	UCHealth	Large	312,774,919	175,632,067	171,814,828	198,928,246	219,089,590	202,833,691	242,781,582	251,637,951	
Total			1,326,280,683	1,166,601,991	1,177,197,833	1,349,382,770	1,534,568,983	1,861,176,649	1,781,045,550	1,893,349,988	
East	Arkansas Valley Regional Medical Center		Small	5,929,705	2,556,162	2,165,193	2,037,876	2,558,833	4,153,549	2,717,558	1,962,178
	Centura St. Thomas More Hospital	Centura Health CHI	Small	3,978,444	2,916,811	2,650,011	3,577,760	3,697,009	5,778,193	5,816,031	5,297,345
	East Morgan County Hospital	Banner Health	Small	978,167	925,511	1,298,611	1,543,799	1,778,012	2,006,600	2,001,249	1,814,329
	Haxtun Hospital District		Small		737,496	979,340	777,645	965,364		672,503	474,163
	Heart of the Rockies Regional Medical Ce..		Small	3,110,312	3,025,531	3,591,686	3,535,707	4,576,038	5,301,489	5,622,405	7,028,625
Keefe Memorial Health Service District		Small							287,243	17,767	0
Kit Carson County Health Service District		Small	936,188	1,076,587	955,436	1,274,091	947,696		1,929,550	1,858,520	
Lincoln Community Hospital		Small							1,580,912	2,047,233	1,754,385
Melissa Memorial Hospital		Small	606,780	464,436	322,818		507,300	465,252	357,666	398,671	
Mt. San Rafael Hospital		Small	3,400,716	2,827,342	3,202,919	2,971,476	3,859,007	2,039,268	3,063,704	661,969	
Prowers Medical Center		Small							2,529,229	1,785,551	1,471,152
Rio Grande Hospital		Small	1,560,508	1,479,247	1,543,156	1,660,280	1,708,169	1,736,987	1,877,165	1,681,699	
San Luis Valley Health Conejos County Ho..	San Luis Valley	Small	1,093,416	669,988	450,292	402,386	806,416	828,680	926,993	652,245	
San Luis Valley Health Regional Medical C..	San Luis Valley	Medium	10,026,231	5,377,475	6,532,988	6,187,916	9,778,900	7,929,582	6,512,140	11,466,466	
Sedgwick County Health Center		Small	1,751,830	1,794,809	1,599,603	1,667,859	1,819,737	2,322,202	2,025,300	1,907,627	
Southeast Colorado Hospital District		Small	980,568	589,055	397,661	367,984	568,819	1,890,543	1,673,765	1,375,644	
Spanish Peaks Regional Health Center		Small				460,156	626,487	572,271	553,807	865,620	
St. Elizabeth Hospital	Lifepoints	Medium	10,026,042	8,688,643	10,326,901	9,508,499	9,269,138	5,477,787	3,227,016		
Sterling Regional MedCenter	Banner Health	Small	2,439,694	2,254,800	1,474,024	1,496,338	2,074,033	2,737,289	3,301,868	2,958,407	
Weisbrod Memorial County Hospital		Small	497,806	440,557	472,511	503,901	520,027	553,569	599,567	589,068	
Wray Community District Hospital		Small	786,494	549,875	698,015	640,721	659,052	744,452	1,181,181	1,447,342	
Yuma District Hospital		Small									0
Total			48,102,901	36,374,325	38,661,172	38,614,395	46,720,035	48,935,097	47,910,020	45,665,455	
Ft. Collins	Banner Fort Collins Medical Center	Banner Health	Small			1,120,824	757,944	1,608,825	2,326,363	2,764,755	2,456,111
	Estes Park Health		Small	1,508,286	1,218,413	1,746,023	1,809,860	3,230,103	3,335,856	2,966,487	2,732,781
	McKee Medical Center	Banner Health	Large	10,736,908	3,714,807	3,687,204	6,008,760	5,874,345	10,214,430	7,578,463	6,858,969
	Medical Center of the Rockies	UCHealth	Large	49,309,875	28,620,535	30,021,588	28,699,137	37,087,369	35,620,297	35,299,266	33,499,543
	Poudre Valley Hospital	UC									

Hospital Expenditure Report Detailed Data by Hospital

Total Gross Charges -CICP/Other

DOI Region	Hospital Name	System	Peer Group	2019	2020	2021
Boulder	Boulder Community Health		Large	76,189,462	84,348,257	89,059,565
	Centura Avista Adventist Hospital	Centura Health Adventist	Large	8,570,900	7,257,232	7,028,313
	Centura Longmont United Hospital	Centura Health CHI	Large	9,692,364	14,497,436	14,706,633
	Good Samaritan Medical Center	SCL Health	Large	42,602,766	42,263,433	29,361,249
	Total			137,055,493	148,366,358	140,155,759
Colorado Springs	Centura Penrose-St. Francis Hospital	Centura Health CHI	Large	248,417,008	305,095,037	366,647,146
	Children's Hospital Colorado Springs	Childrens	Large	55,923,223	119,173,158	122,882,805
	Grandview Hospital	UCHealth	Small	14,420,431	19,079,211	26,728,104
	Memorial Hospital Central	UCHealth	Large	423,510,466	438,424,319	478,855,342
	Pikes Peak Regional Hospital	UCHealth	Small	3,653,103	4,924,050	6,164,008
	Total			745,924,232	886,695,775	1,001,277,404
Denver	Broomfield Hospital	UCHealth	Medium	4,438,805	6,922,953	10,378,678
	Centura Castle Rock Adventist Hospital	Centura Health Adventist	Medium	16,354,854	22,607,139	20,739,155
	Centura Littleton Adventist Hospital	Centura Health Adventist	Large	20,574,542	18,652,756	21,043,028
	Centura Parker Adventist Hospital	Centura Health Adventist	Large	38,870,566	48,067,601	51,581,013
	Centura Porter Adventist Hospital	Centura Health Adventist	Large	25,977,618	24,137,511	26,706,226
	Centura St. Anthony Hospital	Centura Health CHI	Large	32,808,358	42,904,107	52,042,992
	Centura St. Anthony North Hospital	Centura Health CHI	Large	15,261,136	16,074,975	19,639,184
	Children's Hospital Colorado	Childrens	Large	145,181,861	327,670,077	438,450,508
	Denver Health Medical Center		Large	135,014,387	105,933,998	227,922,677
	Lutheran Medical Center	SCL Health	Large	42,665,170	40,602,205	55,575,075
	National Jewish Health		Medium	8,273,926	7,961,859	8,534,628
	North Suburban Medical Center	HealthONE	Large	65,345,000	87,657,000	108,716,000
	OrthoColorado Hospital	Centura Health CHI	Medium	4,635,980	5,167,118	6,115,332
	Platte Valley Medical Center	SCL Health	Large	23,261,094	21,873,578	24,744,525
	Presbyterian/St. Luke's Medical Center	HealthONE	Large	127,179,000	153,380,000	186,419,000
	Rose Medical Center	HealthONE	Large	108,543,000	111,818,000	146,742,000
	Sky Ridge Medical Center	HealthONE	Large	202,208,000	221,470,000	278,656,000
	St. Joseph Hospital	SCL Health	Large	18,287,791	24,027,631	28,671,885
	Swedish Medical Center	HealthONE	Large	230,076,000	231,423,000	305,285,000
	The Medical Center of Aurora	HealthONE	Large	120,995,000	138,658,000	194,002,000
	UCHealth Highlands Ranch	UCHealth	Medium	181,803	17,682,311	28,784,687
	University of Colorado Hospital	UCHealth	Large	522,829,149	546,188,262	567,723,496
	Total			1,908,963,039	2,220,880,080	2,808,473,089
East	Arkansas Valley Regional Medical Center		Small	5,183,017	6,298,161	19,199,738
	Centura St. Thomas More Hospital	Centura Health CHI	Small	6,505,895	8,442,342	9,217,048
	East Morgan County Hospital	Banner Health	Small	2,644,450	2,511,658	2,421,694
	Haxtun Hospital District		Small		0	7,752
	Heart of the Rockies Regional Medical Ce..		Small	4,264,227	4,132,935	7,567,684
	Keeffe Memorial Health Service District		Small	201,841	372,893	254,964
	Kit Carson County Health Service District		Small		0	4,158
	Lincoln Community Hospital		Small	4,834,048	917,217	1,431,583
	Melissa Memorial Hospital		Small	4,142,923	2,903,842	784,211
	Mt. San Rafael Hospital		Small	0	53,361	0
	Prowers Medical Center		Small	1,144,547	3,181,934	4,161,983
	Rio Grande Hospital		Small	1,809,441	1,298,173	1,597,284
	San Luis Valley Health Conejos County Ho..	San Luis Valley	Small	739,207	852,834	581,980
	San Luis Valley Health Regional Medical C..	San Luis Valley	Medium	12,127,561	12,210,261	8,081,289
	Sedgwick County Health Center		Small	149,375	202,836	364,026
	Southeast Colorado Hospital District		Small	4,326	1,101,977	104,585
	Spanish Peaks Regional Health Center		Small	1,227,797	1,258,310	2,465,534
	St. Elizabeth Hospital	Lifepoints	Medium	8,577,032	12,558,681	
	Sterling Regional MedCenter	Banner Health	Small	8,142,486	8,073,145	8,988,889
	Weisbrod Memorial County Hospital		Small	60,244	96,462	58,057
	Wray Community District Hospital		Small	6,838,577	5,708,746	830,477
	Yuma District Hospital		Small			31,396,263
	Total			68,596,994	72,175,768	99,519,198
Ft. Collins	Banner Fort Collins Medical Center	Banner Health	Small	4,552,961	4,657,580	5,054,654
	Estes Park Health		Small	4,082,823	2,610,015	3,338,325
	McKee Medical Center	Banner Health	Large	11,305,365	13,150,027	13,065,057
	Medical Center of the Rockies	UCHealth	Large	66,009,331	74,710,835	79,204,213
	Poudre Valley Hospital	UCHealth	Large	57,762,054	70,439,226	75,924,683
	Total			143,712,534	165,567,683	176,586,932
Grand Junction	Colorado Canyons Hospital and Medical C..		Small	9,472,150	19,786,499	28,006,740
	Community Hospital		Medium	87,267,591	27,370,787	
	St. Mary's Hospital & Medical Center, Inc.	SCL Health	Large	124,914,115	136,292,797	151,091,140
	Total			221,653,856	183,450,083	179,097,880
Greeley	Longs Peak Hospital	UCHealth	Medium	13,268,929	19,243,289	23,693,063
	North Colorado Medical Center	Banner Health	Large	47,988,330	43,076,759	41,394,281
	UCHealth Greeley	UCHealth	Medium		13,698,204	18,815,295
	Total			61,257,259	76,018,252	83,902,639
Pueblo	Centura St. Mary-Corwin Hospital	Centura Health CHI	Large	19,394,418	24,164,730	30,270,059
	Parkview Medical Center		Large	38,341,317	41,063,452	50,546,460
	Total			57,735,735	65,228,182	80,816,519
West	Animas Surgical Hospital		Small	6,506,740	9,374,603	9,099,385
	Aspen Valley Hospital		Small	6,995,766	5,473,758	6,680,313
	Centura Mercy Hospital	Centura Health CHI	Medium	17,271,239	32,636,091	41,088,547
	Centura St. Anthony Summit Hospital	Centura Health CHI	Medium	7,328,054	6,061,545	6,316,049
	Delta Health		Medium	2,916,225	2,503,539	2,659,906
	Grand River Hospital District		Small	2,044,025	627,229	2,064,337
	Gunnison Valley Health		Small	0	0	0
	Memorial Regional Health		Small		37,642,443	1,663,537
	Middle Park Medical Center - Kremmling		Small			4,158
	Montrose Memorial Hospital		Medium	24,400,352	26,826,438	26,000,031
	Pagosa Springs Medical Center		Small	2,798,626	8,430,732	4,502,055
	Pioneers Medical Center		Small	0	22,671,132	3,236,158
	Rangely District Hospital		Small		470,419	834,284
	Southwest Health System, Inc.		Small		8,657,997	9,244,823
	St. Vincent General Hospital District		Small	0	1,671,449	
	Vail Health Hospital		Medium	7,337,561	6,411,720	9,946,783
	Valley View Hospital		Medium	29,581,064	24,118,634	26,325,573
	Yampa Valley Medical Center	UCHealth	Medium	6,886,137	8,120,937	8,878,402
	Total			114,065,789	201,698,666	158,544,340
Grand Total				3,458,964,930	4,020,080,847	4,728,373,761

Hospital Expenditure Report Detailed Data by Hospital

Bad Debt Charges -Total

DOI Region	Hospital Name	System	Peer Group	2014	2015	2016	2017	2018	2019	2020	2021
Boulder	Boulder Community Health		Large	15,288,320	17,202,933	13,048,545	16,062,569	21,162,349	12,464,478	15,872,055	9,772,023
	Centura Avista Adventist Hospital	Centura Health Adventist	Large	3,819,562	1,805,943	2,860,840	5,831,713	4,545,846	6,481,796	3,006,552	1,541,404
	Centura Longmont United Hospital	Centura Health CHI	Large			15,055,775	6,958,656	8,987,993	9,819,729	7,539,087	-684,151
	Good Samaritan Medical Center	SCL Health	Large	7,997,884	9,185,006	8,373,573	9,087,656	6,312,819	5,049,859	6,918,307	6,484,045
	Total			27,105,766	28,193,882	39,338,733	37,940,598	41,009,007	33,815,861	33,336,001	17,113,321
Colorado Springs	Centura Penrose-St. Francis Hospital	Centura Health CHI	Large	18,441,306	11,235,880	9,038,936	41,246,679	16,520,321	40,334,346	26,827,172	7,187,998
	Children's Hospital Colorado Springs	Childrens	Large					4,672,918	4,507,986		689,115
	Grandview Hospital	UCHealth	Small					4,410,275	551,440	4,462,777	3,567,433
	Memorial Hospital Central	UCHealth	Large	60,856,899	29,213,600	34,839,565	40,424,635	52,170,863	43,359,864	75,507,912	75,179,737
	Pikes Peak Regional Hospital	UCHealth	Small					270,959	371,051	2,168,710	2,303,339
Total			79,298,205	40,449,480	43,878,501	81,671,315	73,372,417	89,289,619	113,474,557	88,927,522	
Denver	Broomfield Hospital	UCHealth	Medium					8,392,365	692,024	4,061,928	3,276,844
	Centura Castle Rock Adventist Hospital	Centura Health Adventist	Medium	5,999,346	5,238,100	3,102,843	8,392,740	4,937,808	7,352,288	8,346,065	4,149,157
	Centura Littleton Adventist Hospital	Centura Health Adventist	Large	14,131,307	9,897,821	7,745,796	17,648,996	10,979,605	17,366,850	15,666,745	2,761,423
	Centura Parker Adventist Hospital	Centura Health Adventist	Large	13,728,933	9,443,230	9,555,792	18,649,678	11,852,932	16,976,129	14,682,963	8,235,551
	Centura Porter Adventist Hospital	Centura Health Adventist	Large	11,353,236	5,006,913	4,665,056	17,518,930	7,500,153	10,724,626	5,682,633	4,150,147
	Centura St. Anthony Hospital	Centura Health CHI	Large	24,979,302	18,381,002	17,521,361	30,361,347	25,796,021	23,428,037	22,609,857	24,162,158
	Centura St. Anthony North Hospital	Centura Health CHI	Large	18,295,865	7,473,939	8,251,981	12,315,484	13,138,428	17,306,395	16,699,762	1,430,527
	Children's Hospital Colorado	Childrens	Large	15,470,538	10,327,681	8,312,410	10,218,281	4,254,897	17,654,929	38,288,783	9,166,342
	Denver Health Medical Center		Large	113,991,625	100,473,430	97,030,645	79,285,674	81,351,597	98,795,282	87,529,450	102,587,503
	HealthONE	HealthONE	Large	50,440,000	130,110,001	90,094,000	75,872,000	86,900,000			
	Lutheran Medical Center	SCL Health	Large	14,379,624	15,201,223	12,540,297	10,370,497	16,746,115	9,954,838	13,221,758	10,653,179
	National Jewish Health		Medium	2,285,000	2,702,999	1,917,000	1,952,003	1,843,001	2,690,965	2,465,214	2,721,797
	North Suburban Medical Center	HealthONE	Large						22,740,000	5,636,000	21,957,000
	OrthoColorado Hospital	Centura Health CHI	Medium	476,123	262,655	507,225	1,355,535	399,763	540,902	573,963	2,308,829
	Platte Valley Medical Center	SCL Health	Large	5,043,416	4,559,778	5,914,501	4,038,409	9,514,809	10,538,110	8,915,325	7,699,181
	Presbyterian/St. Luke's Medical Center	HealthONE	Large						13,506,000	4,813,000	5,897,000
	Rose Medical Center	HealthONE	Large						13,618,000	2,044,000	17,005,000
	Sky Ridge Medical Center	HealthONE	Large						10,084,000	5,539,000	10,082,000
	St. Joseph Hospital	SCL Health	Large	9,069,495	15,237,298	9,891,567	8,744,513	13,341,012	7,278,554	12,712,890	9,247,938
	Swedish Medical Center	HealthONE	Large						31,823,000	-10,419,000	31,884,000
	The Medical Center of Aurora	HealthONE	Large						39,178,000	-3,385,000	23,556,000
	UCHealth Highlands Ranch	UCHealth	Medium						0	2,754,332	4,109,729
	University of Colorado Hospital	UCHealth	Large	69,503,953	59,432,284	55,594,478	68,710,367	85,585,128	78,304,150	93,216,808	95,630,368
	Total			369,147,763	393,748,354	332,644,952	365,434,455	382,533,634	450,553,479	351,656,475	402,671,671
	East	Arkansas Valley Regional Medical Center		Small	3,673,955	1,406,446	1,811,389	2,113,072	5,000,431	3,880,946	3,824,901
Centura St. Thomas More Hospital		Centura Health CHI	Small	1,047,533	1,205,848	1,011,012	6,830,533	1,866,636	3,390,987	2,115,795	268,190
East Morgan County Hospital		Banner Health	Small	1,289,995	944,649	586,558	959,651	1,009,200	1,095,325	761,410	959,718
Haxtun Hospital District			Small		200,509	317,628	208,450	188,672		174,494	61,184
Heart of the Rockies Regional Medical Ce..			Small	3,352,073	3,790,225	4,174,079	2,910,055	2,715,687	2,264,549	2,408,658	3,280,587
Keeffe Memorial Health Service District			Small						414,928	281,000	91,380
Kit Carson County Health Service District			Small	0	0	0	0	0		0	765,146
Lincoln Community Hospital			Small						2,203,394	2,309,318	1,946,411
Melissa Memorial Hospital			Small	-236,868	102,000	440,850		639,277	957,240	391,052	518,852
Mt. San Rafael Hospital			Small	3,709,955	2,719,370	2,874,342	2,865,918	3,639,798	3,059,260	2,355,248	2,935,649
Prowers Medical Center			Small						783,432	1,797,781	1,364,845
Rio Grande Hospital			Small	1,763,056	785,185	1,501,411	1,333,329	1,288,267	1,502,708	533,703	995,228
San Luis Valley Health Conejos County Ho..		San Luis Valley	Small	776,882	1,208,031	794,338	331,400	678,575	0	414,117	566,721
San Luis Valley Health Regional Medical C..		San Luis Valley	Medium	4,330,879	2,744,031	4,493,650	2,467,841	6,443,269	0	2,968,207	4,848,161
Sedgwick County Health Center			Small	751,492	661,257	589,606	637,287	710,295	861,367	667,712	792,922
Southeast Colorado Hospital District			Small	653,432	396,564	836,407	-55,384	-127,012	176,728	405,176	40,431
Spanish Peaks Regional Health Center			Small				0	204,988	219,332	48,761	-58,275
St. Elizabeth Hospital		Lifepoints	Medium	5,440,522	3,372,687	3,825,000	3,989,000	3,909,000	3,869,882	2,691,423	
Sterling Regional MedCenter		Banner Health	Small	1,669,709	1,161,015	1,248,860	1,097,042	1,339,343	2,072,259	1,365,540	1,227,151
Weisbrod Memorial County Hospital			Small	156,289	328,293	217,944	334,365	242,882	26,912	2,269	63,693
Wray Community District Hospital			Small	713,682	850,348	796,544	1,178,410	1,202,458	1,402,243	858,037	716,806
Yuma District Hospital			Small								963,645
Total				29,092,586	21,876,458	25,519,618	27,200,969	30,951,766	28,181,492	26,374,602	26,619,179
Ft. Collins		Banner Fort Collins Medical Center	Banner Health	Small			3,048,842	1,472,707	1,838,129	2,614,837	1,781,932
	Estes Park Health		Small	2,348,697	2,842,492	3,643,810	4,222,087	330,712	1,130,252	650,166	881,071
	McKee Medical Center	Banner Health	Large	5,049,953	4,478,719	3,156,747	3,782,970	4,413,291	5,194,055	4,044,732	813,325
	Medical Center of the Rockies	UCHealth	Large	21,805,047	17,701,455	15,811,702	16,856,683	21,239,003	18,459,621	21,986,926	25,720,833
	Poudre Valley Hospital	UCHealth	Large	26,278,967	21,361,586	18,138,471	18,171,497	22,561,634	17,586,871	27,242,507	24,501,062
	Total			55,482,663	46,384,252	43,799,571	44,505,944	50,382,769	44,985,636	55,706,263	52,442,653
	Colorado Canyons Hospital and Medical C..		Small			1,366,187	1,241,459	1,362,304	1,630,756	2,131,535	2,088,187
Grand Junction	Community Hospital		Medium						10,324,319	44,338,206	
	St. Mary's Hospital & Medical Center, Inc..	SCL Health	Large	15,294,528	13,255,428	8,604,696	6,017,433	8,130,860	15,028,477	9,479,878	6,504,043
	Total			15,294,528	13,255,428	9,970,883	7,258,892	9,493,164	26,983,552	55,949,619	8,592,231
Greeley	Longs Peak Hospital	UCHealth	Medium					9,496,901	4,518,599	9,495,969	10,818,721
	North Colorado Medical Center	Banner Health	Large	21,511,824	14,053,331	11,857,058	12,964,749	15,459,923	19,189,689	9,570,518	3,547,143
	UCHealth Greeley	UCHealth	Medium							6,869,916	10,220,614
	Total			21,511,824	14,053,331	11,857,058	12,964,749	20,366,824	23,708,288	25,936,404	24,586,478
Pueblo	Centura St. Mary-Corwin Hospital	Centura Health CHI	Large	2,418,192	2,785,538	2,300,631	12,605,241	3,365,315	4,892,435	-840,693	-39,118
	Parkview Medical Center		Large	42,302,051	18,979,801	21,761,800	23,747,913	30,904,800	18,320,225	11,358,303	32,252,643
	Total			44,720,243	21,765,339	24,062,431	36,353,154	34,270,115	23,212,659	10,517,610	32,213,525
West	Animas Surgical Hospital		Small						1,098,016	1,082,548	1,180,595
	Aspen Valley Hospital		Small						3,769,468	2,914,848	3,704,060
	Centura Mercy Hospital	Centura Health CHI	Medium	6,113,294	4,048,482	4,148,146	13,054,557	5,327,530	6,920,122	7,241,839	5,245,154
	Centura St. Anthony Summit Hospital	Centura Health CHI	Medium	5,237,804	4,417,725	2,977,406	8,269,184	6,727,562			

Hospital Expenditure Report Detailed Data by Hospital

Charity Care Charges -Total

DOI Region	Hospital Name	System	Peer Group	2014	2015	2016	2017	2018	2019	2020	2021
Boulder	Boulder Community Health		Large	11,439,445	11,025,227	12,370,173	14,273,358	14,044,844	13,723,834	10,378,128	6,553,411
	Centura Avista Adventist Hospital	Centura Health Adventist	Large	6,515,836	5,525,590	6,925,496	9,034,290	7,366,115	7,018,149	9,395,588	14,660,287
	Centura Longmont United Hospital	Centura Health CHI	Large			4,421,261	5,761,739	12,639,297	10,054,576	17,628,511	22,314,540
	Good Samaritan Medical Center	SCL Health	Large	3,999,126	3,966,589	5,477,178	6,828,987	8,492,271	6,295,723	7,103,698	8,623,723
	Total			21,954,407	20,517,406	29,194,108	35,898,374	42,542,527	37,092,283	44,505,925	52,151,961
Colorado Springs	Centura Penrose-St. Francis Hospital	Centura Health CHI	Large	77,324,890	35,888,779	30,780,412	47,702,651	25,469,266	29,195,033	48,336,693	68,854,889
	Children's Hospital Colorado Springs	Childrens	Large						1,343,375	2,411,295	1,154,044
	Grandview Hospital	UCHealth	Small					333,745	6,811,458	1,146,970	934,411
	Memorial Hospital Central	UCHealth	Large	70,704,129	19,770,907	24,003,151	24,746,161	32,891,874	58,262,835	46,699,065	34,970,233
	Pikes Peak Regional Hospital	UCHealth	Small					36,429	1,698,907	433,071	399,378
Denver	Total			148,029,018	55,659,686	54,783,563	72,448,812	58,731,314	97,311,609	99,027,094	106,312,954
	Broomfield Hospital	UCHealth	Medium					402,444	9,268,383	924,288	864,788
	Centura Castle Rock Adventist Hospital	Centura Health Adventist	Medium	3,708,231	3,163,663	2,630,918	4,673,901	2,432,457	2,169,540	3,734,271	9,359,225
	Centura Littleton Adventist Hospital	Centura Health Adventist	Large	19,487,548	12,006,839	10,498,602	13,918,294	6,670,798	5,805,354	10,150,248	27,115,807
	Centura Parker Adventist Hospital	Centura Health Adventist	Large	13,178,954	8,922,313	8,042,744	12,729,828	4,341,338	5,047,522	15,063,116	30,766,076
	Centura Porter Adventist Hospital	Centura Health Adventist	Large	24,268,474	13,780,289	9,944,901	15,764,283	6,929,977	8,200,573	15,171,459	23,506,460
	Centura St. Anthony Hospital	Centura Health CHI	Large	54,355,811	34,072,524	28,893,310	42,305,838	15,408,904	19,156,716	32,945,928	64,967,743
	Centura St. Anthony North Hospital	Centura Health CHI	Large	33,653,062	23,393,018	15,426,676	22,192,938	7,107,695	9,622,699	30,108,972	48,928,251
	Children's Hospital Colorado	Childrens	Large	12,134,354	8,225,189	19,260,351	17,583,767	17,116,772	29,399,250	22,754,511	30,939,473
	Denver Health Medical Center		Large	132,410,925	134,144,031	148,318,654	165,431,461	164,701,868	193,201,632	197,638,593	213,024,583
	HealthONE	HealthONE	Large	54,291,000	31,089,000	54,644,000	78,137,000	147,923,000			
	Lutheran Medical Center	SCL Health	Large	22,872,408	8,575,093	12,985,156	15,749,095	15,905,111	18,901,057	22,429,508	20,829,828
	National Jewish Health		Medium	274,155	91,818	165,207	79,322	71,949	31,377	194,428	443,670
	North Suburban Medical Center	HealthONE	Large						36,045,000	38,662,000	33,870,000
	OrthoColorado Hospital	Centura Health CHI	Medium	2,499	881	100,663	45,699	52,370	57,657	221,211	584,864
	Platte Valley Medical Center	SCL Health	Large	8,518,411	4,173,419	8,274,759	11,473,546	7,011,567	7,965,503	9,372,319	10,388,228
	Presbyterian/St. Luke's Medical Center	HealthONE	Large						20,322,000	17,435,000	20,200,000
	Rose Medical Center	HealthONE	Large						12,515,000	12,210,000	14,505,000
	Sky Ridge Medical Center	HealthONE	Large						17,375,000	26,122,000	34,549,000
	St. Joseph Hospital	SCL Health	Large	64,473,573	71,495,333	63,585,248	60,630,560	60,150,439	76,516,023	77,007,876	82,806,225
	Swedish Medical Center	HealthONE	Large						51,571,000	55,287,000	54,392,000
	The Medical Center of Aurora	HealthONE	Large						47,979,000	52,422,000	46,822,000
	UCHealth Highlands Ranch	UCHealth	Medium						223,957	1,755,543	2,769,504
	University of Colorado Hospital	UCHealth	Large	174,200,426	51,408,723	50,555,385	62,396,705	61,287,297	86,275,834	100,241,428	95,182,220
	Total			617,829,831	404,542,134	433,326,574	523,112,237	517,513,606	657,650,078	741,851,698	866,814,946
East	Arkansas Valley Regional Medical Center		Small	2,497,170	575,999	579,386	362,706	494,437	523,295	523,296	347,608
	Centura St. Thomas More Hospital	Centura Health CHI	Small	6,539,433	2,044,428	2,001,132	4,348,895	1,158,565	1,566,836	2,259,683	6,525,906
	East Morgan County Hospital	Banner Health	Small	719,066	504,105	901,310	1,074,977	1,219,673	1,030,601	1,574,008	1,143,799
	Haxtun Hospital District		Small		0	0	0	0		0	103,158
	Heart of the Rockies Regional Medical Ce..		Small	130,199	-605,362	62,944	214,070	480,755	568,241	753,520	849,908
	Keeffe Memorial Health Service District		Small						35,191	10,739	7,206
	Kit Carson County Health Service District		Small	0	0	0	0	0		0	132,287
	Lincoln Community Hospital		Small						28,172	13,947	0
	Melissa Memorial Hospital		Small	-222,708	-78,852	65,007		70,368	76,695	184,629	8,317
	Mt. San Rafael Hospital		Small	-218,468	2,329,629	499,738	654,279	843,404	894,971	986,863	0
	Prowers Medical Center		Small						244,642	449,580	407,101
	Rio Grande Hospital		Small	499,964	613,103	416,854	347,638	364,447	1,193,308	705,627	290,331
	San Luis Valley Health Conejos County Ho..	San Luis Valley	Small	520,165	82,521	-556,163	-623,011	-276,043	0	294,112	0
	San Luis Valley Health Regional Medical C..	San Luis Valley	Medium	1,830,651	-116,912	458,812	376,121	300,196	0	4,057,525	0
	Sedgwick County Health Center		Small	111,670	53,608	35,929	42,183	127,142	163,458	166,564	84,047
	Southeast Colorado Hospital District		Small	-183,113	65,640	177,911	73,560	71,350	18,503	0	125,426
	Spanish Peaks Regional Health Center		Small				154,330,109	479,049	693,818	399,832	0
	St. Elizabeth Hospital	Lifepoints	Medium	375,021	677,536	1,074,000	1,295,000	1,662,000	1,324,099	702,403	
	Sterling Regional MedCenter	Banner Health	Small	938,454	1,319,560	1,983,095	2,223,515	2,349,481	1,655,760	2,932,652	2,278,988
	Weisbrod Memorial County Hospital		Small	0	0	9,820	10,365	100,288	43,882	57,171	4,715
	Wray Community District Hospital		Small	0	0	0	0	43,201	26,079	35,864	53,790
	Yuma District Hospital		Small								0
	Total			13,537,504	7,465,003	7,709,775	164,730,407	9,488,313	10,087,550	16,108,016	12,362,587
Ft. Collins	Banner Fort Collins Medical Center	Banner Health	Small			1,303,000	1,473,989	1,913,773	1,686,317	2,181,431	1,776,567
	Estes Park Health		Small	942,680	386,610	-1,423,054	210,849	1,292,179	1,023,943	376,831	7,410
	McKee Medical Center	Banner Health	Large	3,807,305	1,041,564	3,777,782	5,729,499	6,181,322	7,157,894	6,735,583	6,263,133
	Medical Center of the Rockies	UCHealth	Large	40,827,640	16,568,132	17,452,911	13,779,699	17,868,753	25,535,373	19,111,925	15,058,265
	Poudre Valley Hospital	UCHealth	Large	43,924,876	15,123,689	14,276,310	14,739,520	14,310,480	21,725,782	20,698,301	19,167,721
	Total			89,502,500	33,119,995	35,386,949	35,933,506	41,566,507	57,129,310	49,104,071	42,273,096
	Colorado Canyons Hospital and Medical C..		Small			130,670	108,192	179,914	341,705	234,465	102,464
Grand Junction	Community Hospital		Medium						3,255,009	2,297,051	
	St. Mary's Hospital & Medical Center, Inc.	SCL Health	Large	17,701,181	20,075,729	18,709,143	18,696,598	21,232,023	25,518,149	28,046,543	30,336,602
	Total			17,701,181	20,075,729	18,839,813	18,804,790	21,411,937	29,114,863	30,578,059	30,439,066
Greeley	Longs Peak Hospital	UCHealth	Medium					1,444,571	7,137,249	5,371,084	5,181,370
	North Colorado Medical Center	Banner Health	Large	29,161,254	17,616,258	23,814,046	26,586,467	34,290,776	27,245,389	38,237,954	31,217,536
	UCHealth Greeley	UCHealth	Medium							4,706,675	6,424,480
	Total			29,161,254	17,616,258	23,814,046	26,586,467	35,735,347	34,382,638	48,315,712	42,823,386
Pueblo	Centura St. Mary-Corwin Hospital	Centura Health CHI	Large	35,953,100	9,973,352	13,176,919	16,725,198	6,797,069	6,431,635	8,849,537	12,923,934
	Parkview Medical Center		Large	25,466,231	15,370,099	14,689,283	-4,388,840	-149,934	8,895,528	18,369,563	10,698,101
	Total			61,419,331	25,343,451	27,866,202	12,336,358	6,647,135	15,327,163	27,219,100	23,622,036
West	Animas Surgical Hospital		Small						108,412	267,462	60,275
	Aspen Valley Hospital		Small						2,033,691	1,534,961	2,252,897
	Centura Mercy Hospital	Centura Health CHI	Medium	10,097,764	5,505,621	5,281,105	8,004,174	3,308,680	3,849,930	7,722,744	12,337,701
	Centura St. Anthony Summit Hospital	Centura Health CHI	Medium	4,509,766	3,285,277	3,471,180	5,739,940	2,788,468	5,527,260	6,356,384	10,508,264
	Delta Health		Medium	421,556	72,807	242,208	325,948	-191,681	581,163	583,769	411,347
	Grand River Hospital District		Small	2,191,500	1,878,534	1,264,130	1,245,403	1,360,885	2,256,960	0	878,820
	Gunnison Valley Health		Small	1,200,635	534,531	926,623	753,447	767,471	974,934	1,627,135	1,130,125
	Memorial Regional Health		Small							442,188	588,064
	Middle Park Medical Center - Kremmling		Small								132,287
	Montrose Memorial Hospital		Medium						5,709,649	5,852,579	4,965,400
	Pagosa Springs Medical Center		Small						0	282,686	80,000
	Pioneers Medical Center		Small	28,887	131,261	95,836	79,558	89,956	80,601	40,479	78,838
	Rangely District Hospital		Small	916	3,198	116	286	115		0	0
	Southwest Health System, Inc.		Small							0	3,171,108
	St. Vincent General Hospital District		Small	51,919	0	0	8,899	121,383	176,445	249,236	
	Vail Health Hospital		Medium	1,716,175	521,381	1,574,998	2,246,794	972,377	2,992,613	3,941,185	2,737,016
	Valley View Hospital		Medium	9,759,011	10,979,783	9,827,947	10,251,692	12,348,102	12,772,121	9,711,356	13,749,943
	Yampa Valley Medical Center	UCHealth	Medium					1,146,445	3,760,409	2,989,603	2,623,458
	Total			29,978,129	22,912,392	22,684,143	28,656,141	22,712,203	40,824,188	41,601,767	55,705,543
Grand Total				1,029,113,156	607,252,053	653,605,173	918,507,092	756,348,889	978,919,681	1,098,311,441	1,232,505,574

Hospital Expenditure Report Detailed Data by Hospital

Contractual Allowances -Total

DOI Region	Hospital Name	System	Peer Group	2014	2015	2016	2017	2018	2019	2020	2021
Boulder	Boulder Community Health		Large	831,275,106	934,932,666	1,065,141,381	1,187,024,658	1,237,455,478	1,315,225,518	1,316,164,190	1,643,888,144
	Centura Avista Adventist Hospital	Centura Health Adventist	Large	220,679,605	239,392,560	268,315,454	283,880,412	351,016,075	432,571,063	433,574,510	464,568,417
	Centura Longmont United Hospital	Centura Health CHI	Large			387,381,798	448,832,089	468,452,892	476,764,715	433,148,753	465,255,194
	Good Samaritan Medical Center	SCL Health	Large	909,443,370	957,996,456	1,026,040,442	1,123,331,133	1,152,869,572	1,175,368,841	1,157,618,773	1,298,165,970
	Total			1,961,398,081	2,132,321,682	2,746,879,074	3,043,068,292	3,209,794,017	3,419,950,137	3,340,506,226	3,871,877,725
Colorado Springs	Centura Penrose-St. Francis Hospital	Centura Health CHI	Large	1,458,559,546	1,714,576,581	1,875,371,066	2,048,168,798	2,388,485,278	2,677,937,348	2,818,787,348	3,249,927,594
	Children's Hospital Colorado Springs	Childrens	Large						192,448,703	350,401,669	419,866,590
	Grandview Hospital	UCHealth	Small					103,239,184	107,829,233	133,994,410	166,557,243
	Memorial Hospital Central	UCHealth	Large	1,365,608,946	1,526,786,498	1,854,514,630	2,205,375,543	2,680,103,168	3,059,607,443	3,099,936,689	3,631,468,885
	Pikes Peak Regional Hospital	UCHealth	Small					6,376,071	28,348,349	34,235,694	44,466,053
Denver	Total			2,824,168,492	3,241,363,079	3,729,885,696	4,253,544,341	5,178,203,700	6,066,171,075	6,437,356,146	7,512,286,365
	Broomfield Hospital	UCHealth	Medium					107,155,765	55,308,323	93,930,864	160,290,124
	Centura Castle Rock Adventist Hospital	Centura Health Adventist	Medium	140,183,347	192,778,278	214,772,854	273,420,626	335,834,688	370,201,909	371,210,347	452,545,681
	Centura Littleton Adventist Hospital	Centura Health Adventist	Large	796,932,698	869,263,996	929,187,685	975,104,870	1,072,415,603	1,159,408,721	1,076,627,820	1,190,216,862
	Centura Parker Adventist Hospital	Centura Health Adventist	Large	565,092,433	683,943,403	787,229,192	824,886,629	921,146,381	964,892,688	1,000,425,694	1,128,129,825
	Centura Porter Adventist Hospital	Centura Health Adventist	Large	849,612,196	1,007,160,264	1,036,291,643	1,057,494,443	1,091,998,049	1,086,513,479	1,000,736,698	1,177,932,631
	Centura St. Anthony Hospital	Centura Health CHI	Large	1,133,808,414	1,299,655,696	1,379,372,656	1,397,385,573	1,427,540,359	1,531,132,728	1,611,885,485	1,816,927,426
	Centura St. Anthony North Hospital	Centura Health CHI	Large	430,808,371	445,681,324	475,389,488	486,402,217	588,308,693	717,675,314	765,401,950	928,653,716
	Children's Hospital Colorado	Childrens	Large	1,285,569,771	1,300,462,321	1,349,859,497	1,517,938,892	1,702,784,573	1,828,329,974	1,786,543,806	2,162,750,514
	Denver Health Medical Center		Large	1,035,264,777	1,148,303,671	1,161,983,251	1,274,766,243	1,396,091,995	1,587,365,786	1,520,447,009	1,804,624,828
	HealthONE	HealthONE	Large	9,709,183,000	10,992,287,999	12,733,440,000	14,509,083,000	16,444,803,000			
	Lutheran Medical Center	SCL Health	Large	961,176,374	1,008,488,837	1,175,952,568	1,316,699,663	1,360,016,548	1,439,208,603	1,424,144,455	1,673,699,914
	National Jewish Health		Medium	75,295,926	85,669,655	118,714,526	131,215,859	138,137,515	149,337,130	157,194,756	171,607,069
	North Suburban Medical Center	HealthONE	Large						1,583,805,000	1,576,053,000	1,795,793,000
	OrthoColorado Hospital	Centura Health CHI	Medium	152,836,008	175,199,094	232,870,540	237,952,938	265,501,636	277,935,891	280,218,733	337,246,895
	Platte Valley Medical Center	SCL Health	Large	151,549,178	141,905,366	176,335,940	200,909,604	210,212,918	221,458,235	262,685,366	311,899,872
	Presbyterian/St. Luke's Medical Center	HealthONE	Large						2,937,100,000	2,900,517,000	3,388,853,000
	Rose Medical Center	HealthONE	Large						2,048,219,000	1,962,097,000	2,371,093,000
	Sky Ridge Medical Center	HealthONE	Large						3,211,149,000	3,352,839,000	4,091,548,000
	St. Joseph Hospital	SCL Health	Large	1,363,020,090	1,490,567,342	1,628,624,709	1,838,896,354	1,870,428,726	2,071,483,348	1,971,381,802	2,169,877,750
	Swedish Medical Center	HealthONE	Large						4,077,613,000	4,185,299,000	4,826,830,000
	The Medical Center of Aurora	HealthONE	Large						2,771,492,000	2,677,843,000	3,261,385,000
	UCHealth Highlands Ranch	UCHealth	Medium						4,045,593	328,593,052	560,656,291
	University of Colorado Hospital	UCHealth	Large	3,115,780,884	3,695,467,761	4,247,971,180	4,855,849,174	5,813,819,459	6,661,764,152	6,913,623,262	7,758,316,905
	Total			21,766,113,468	24,536,835,008	27,647,995,728	30,898,006,084	34,746,195,907	36,755,439,875	37,219,699,099	43,540,882,291
East	Arkansas Valley Regional Medical Center		Small	40,525,616	47,743,768	55,228,011	56,693,613	55,861,314	43,530,131	42,257,684	32,339,146
	Centura St. Thomas More Hospital	Centura Health CHI	Small	80,819,218	109,654,684	121,237,780	130,141,922	145,513,039	157,094,475	143,540,213	167,594,442
	East Morgan County Hospital	Banner Health	Small	16,942,571	16,765,326	18,211,908	22,812,573	22,873,084	21,561,187	17,843,335	21,759,952
	Haxtun Hospital District		Small		-188,204	-859,577	669,020	2,187,337		1,310,299	1,211,065
	Heart of the Rockies Regional Medical Ce..		Small	36,317,436	42,629,861	47,912,220	63,127,981	71,398,701	78,741,303	80,614,960	109,524,878
	Keefe Memorial Health Service District		Small						0	2,207,024	1,972,786
	Kit Carson County Health Service District		Small	7,671,047	7,810,452	6,451,509	7,028,908	8,239,361		11,752,223	6,768,276
	Lincoln Community Hospital		Small						9,906,933	7,574,479	6,937,047
	Melissa Memorial Hospital		Small	1,695,380	2,832,756	3,970,049		9,617,214	8,093,624	9,392,253	9,508,846
	Mt. San Rafael Hospital		Small	34,924,993	31,203,074	35,141,321	42,011,202	42,868,987	44,950,520	30,001,622	47,998,794
	Prowers Medical Center		Small						15,793,481	11,277,576	17,465,040
	Rio Grande Hospital		Small	8,479,498	10,070,722	11,739,720	12,414,689	14,818,672	15,675,213	16,256,859	20,004,406
	San Luis Valley Health Conejos County Ho..	San Luis Valley	Small	2,263,005	3,493,655	4,198,054	4,899,997	4,022,308	6,164,367	6,306,342	6,555,902
	San Luis Valley Health Regional Medical C..	San Luis Valley	Medium	68,090,581	87,526,137	88,550,876	101,012,426	103,527,438	109,727,125	111,975,197	127,043,428
	Sedgwick County Health Center		Small	4,270,532	3,818,272	5,011,213	5,707,265	5,204,415	4,793,270	5,182,551	6,681,847
	Southeast Colorado Hospital District		Small	6,607,211	6,387,841	6,290,942	6,702,270	6,433,862	6,738,348	5,999,395	6,618,872
	Spanish Peaks Regional Health Center		Small				9,558,179	9,859,732	10,973,982	8,626,358	8,922,790
	St. Elizabeth Hospital	Lifepoints	Medium	69,974,749	73,252,293	81,663,000	89,123,000	87,221,000	85,402,105	66,070,005	
	Sterling Regional MedCenter	Banner Health	Small	40,488,986	42,457,213	48,294,147	54,815,943	56,269,908	58,020,072	61,303,360	62,458,396
	Weisbrod Memorial County Hospital		Small	682,550	313,971	853,779	416,931	601,285	505,137	-136,036	-932,660
	Wray Community District Hospital		Small	4,382,585	3,861,254	5,724,106	7,912,110	9,852,849	13,382,526	11,067,214	17,070,746
	Yuma District Hospital		Small								10,465,302
	Total			424,135,959	489,633,075	539,619,058	615,048,029	656,370,506	690,693,799	650,422,913	687,985,300
Ft. Collins	Banner Fort Collins Medical Center	Banner Health	Small			34,381,131	46,732,422	51,704,940	57,513,774	58,114,777	73,630,062
	Estes Park Health		Small	21,232,628	24,456,154	29,548,173	32,477,604	39,928,983	40,704,272	32,066,834	37,259,241
	McKee Medical Center	Banner Health	Large	199,344,575	219,456,845	213,926,099	227,759,503	234,777,637	250,840,854	234,066,099	256,232,726
	Medical Center of the Rockies	UCHealth	Large	464,105,086	559,514,110	636,110,240	749,723,906	863,810,704	1,021,359,806	994,435,755	1,119,678,521
	Poudre Valley Hospital	UCHealth	Large	542,114,522	657,011,800	748,659,439	951,149,520	1,037,311,074	1,117,403,280	1,141,265,906	1,341,475,985
	Total			1,226,796,811	1,460,438,909	1,662,624,082	2,007,842,995	2,227,533,338	2,459,949,371	2,482,276,535	
Grand Junction	Colorado Canyons Hospital and Medical C..		Small		29,891,646	31,880,252	35,702,969	40,717,430	47,189,610	61,083,233	71,340,222
	Community Hospital		Medium						342,044,596	446,751,686	
	St. Mary's Hospital & Medical Center, Inc.	SCL Health	Large	595,425,054	614,942,058	668,821,714	752,499,129	809,793,302	874,300,749	884,214,840	1,012,823,378
	Total			595,425,054	644,833,704	700,701,966	788,202,098	850,510,732	1,263,534,955	1,392,049,759	1,084,163,600
	Longs Peak Hospital	UCHealth	Medium						151,047,318	356,862,305	504,677,011
Greeley	North Colorado Medical Center	Banner Health	Large	562,295,973	634,516,208	663,944,966	706,020,267	701,938,477	742,137,052	638,918,845	708,895,510
	UCHealth Greeley	UCHealth	Medium						259,759,892	345,780,507	
	Total			562,295,973	634,516,208	663,944,966	706,020,267	701,938,477	1,002,897,944	984,700,352	1,008,895,510
Pueblo	Centura St. Mary-Corwin Hospital	Centura Health CHI	Large	507,684,568	575,608,364	635,004,576	670,967,252	682,507,079	543,338,458	478,232,682	492,534,355
	Parkview Medical Center		Large	1,027,112,174	1,139,493,350	1,326,681,512	1,505,105,760	1,672,958,465	1,908,389,026	1,913,941,485	2,138,359,997
	Total			1,534,796,742	1,715,101,714	1,961,686,088	2,176,073,012	2,355,465,544	2,457,277,484	2,392,174,167	2,630,894,353
West	Animas Surgical Hospital		Small						84,346,377	84,077,452	106,282,990
	Aspen Valley Hospital		Small						41,938,444	31,703,248	47,820,015
	Centura Mercy Hospital	Centura Health CHI	Medium	199,388,223	256,626,859	289,736,571	352,412,063	437,194,771	481,362,260	480,670,653	574,346,908
	Centura St. Anthony Summit Hospital	Centura Health CHI	Medium	59,976,905	71,394,297	85,978,730	99,269,619	142,265,465	155,105,405	144,939,020	157,731,415
	Delta Health		Medium	71,220,155	80,891,260	90,163,617	100,114,075	108,625,128	119,885,288	115,789,613	135,502,946
	Grand River Hospital District		Small	28,580,545	30,007,038	36,571,902	49,926,952	47,027,922	53,941,678	52,743,939	67,622,160
	Gunnison Valley Health		Small	15,915,225	19,716,334	24,169,799	28,915,658	33,721,453	40,837,106	37,857,882	46,436,494
	Memorial Regional Health		Small							41,290,104	51,785,031
	Middle Park Medical Center - Kremmling		Small								6,

Hospital Expenditure Report Detailed Data by Hospital

Net Patient Revenue - Total

DOI Region	Hospital Name	System	Peer Group	2014	2015	2016	2017	2018	2019	2020	2021
Boulder	Boulder Community Health		Large	270,423,778	290,821,878	312,181,859	309,853,009	310,983,770	346,545,593	319,618,404	352,948,534
	Centura Avista Adventist Hospital	Centura Health Adventist	Large	88,806,713	93,714,731	105,355,798	104,745,107	121,954,268	158,924,460	157,354,318	169,657,381
	Centura Longmont United Hospital	Centura Health CHI	Large						144,299,405	141,732,655	130,913,872
	Good Samaritan Medical Center	SCL Health	Large	262,973,196	281,238,597	297,456,827	315,998,933	324,021,421	288,155,059	308,121,882	339,810,052
	Total			622,203,687	665,775,206	714,994,484	730,597,049	756,959,459	937,924,517	926,827,259	993,329,839
Colorado Springs	Centura Penrose-St. Francis Hospital	Centura Health CHI	Large	464,066,247	518,701,489	572,727,333	617,350,066	655,066,523	715,791,152	783,211,517	852,991,112
	Children's Hospital Colorado Springs	Childrens	Large						77,998,912	171,832,509	191,171,045
	Grandview Hospital	UCHealth	Small						35,717,139	36,708,644	43,122,052
	Memorial Hospital Central	UCHealth	Large	550,297,659	612,083,933	693,797,296	781,425,389	893,217,865	918,404,620	895,246,669	992,337,235
	Pikes Peak Regional Hospital	UCHealth	Small						19,179,282	21,403,818	25,721,691
Total			1,014,363,906	1,130,785,421	1,266,524,629	1,398,775,455	1,548,284,388	1,767,091,104	1,908,403,157	2,105,343,135	
Denver	Broomfield Hospital	UCHealth	Medium						22,889,108	37,914,600	51,362,482
	Centura Castle Rock Adventist Hospital	Centura Health Adventist	Medium	52,067,588	71,973,375	77,647,781	90,138,132	109,865,268	121,689,564	121,483,707	145,703,196
	Centura Littleton Adventist Hospital	Centura Health Adventist	Large	257,686,366	266,620,007	271,505,551	285,674,670	294,539,816	310,195,302	302,967,013	319,801,209
	Centura Parker Adventist Hospital	Centura Health Adventist	Large	197,201,161	231,729,832	261,245,804	279,039,461	301,268,087	312,227,787	332,683,006	361,297,633
	Centura Porter Adventist Hospital	Centura Health Adventist	Large	276,746,529	310,722,489	314,135,220	318,073,182	311,572,483	300,126,530	271,243,665	323,693,359
Centura St. Anthony Hospital	Centura Health CHI	Large	353,899,753	385,843,392	413,256,855	426,006,882	420,944,799	425,351,186	424,590,983	486,116,862	
Centura St. Anthony North Hospital	Centura Health CHI	Large	134,031,611	130,987,752	158,576,032	170,964,599	170,682,815	201,682,094	215,809,114	245,383,384	
Children's Hospital Colorado	Childrens	Large	864,770,382	908,163,373	911,886,368	960,772,037	1,102,847,373	1,128,945,144	1,067,756,525	1,215,316,473	
Denver Health Medical Center		Large	597,208,458	675,985,140	706,546,492	763,391,747	781,052,776	789,248,542	888,319,576	1,000,760,194	
HealthONE	HealthONE	Large	2,353,530,000	2,448,475,004	2,587,199,000	2,743,136,000	2,943,475,000				
Lutheran Medical Center	SCL Health	Large	317,332,185	337,103,411	349,016,455	371,665,245	373,782,636	344,260,642	355,945,107	417,115,576	
National Jewish Health		Medium	67,444,625	73,430,276	99,007,206	96,992,138	97,805,859	102,664,286	102,840,743	94,622,950	
North Suburban Medical Center	HealthONE	Large							194,631,000	208,576,000	213,468,000
OrthoColorado Hospital	Centura Health CHI	Medium	53,634,306	60,553,223	76,540,326	82,698,558	90,376,794	93,844,580	97,900,268	116,835,761	
Platte Valley Medical Center	SCL Health	Large	98,420,557	104,892,477	105,762,457	114,719,649	121,681,009	133,971,858	127,533,194	152,137,550	
Presbyterian/St. Luke's Medical Center	HealthONE	Large							637,827,000	637,335,000	650,078,000
Rose Medical Center	HealthONE	Large							356,309,000	342,130,000	374,273,000
Sky Ridge Medical Center	HealthONE	Large							538,838,000	526,620,000	570,173,000
St. Joseph Hospital	SCL Health	Large	456,768,969	482,942,380	520,647,127	552,395,270	571,385,015	566,455,593	559,150,397	612,363,603	
Swedish Medical Center	HealthONE	Large							665,664,000	649,441,000	720,132,000
The Medical Center of Aurora	HealthONE	Large							416,884,000	403,113,000	476,650,000
UCHealth Highlands Ranch	UCHealth	Medium							391,650	102,647,132	176,435,280
University of Colorado Hospital	UCHealth	Large	1,144,523,346	1,323,476,673	1,457,674,657	1,623,587,700	1,873,879,465	2,133,119,667	2,075,781,958	2,341,624,832	
Total			7,225,265,833	7,812,898,803	8,310,647,330	8,879,255,270	9,565,159,195	9,797,216,533	9,851,781,988	11,065,344,344	
East	Arkansas Valley Regional Medical Center		Small	30,607,453	24,203,940	26,624,319	25,026,769	21,065,328	35,606,456	32,809,756	27,897,724
	Centura St. Thomas More Hospital	Centura Health CHI	Small	51,870,837	59,788,961	64,434,795	69,106,665	67,520,713	72,485,334	81,550,415	94,391,427
	East Morgan County Hospital	Banner Health	Small	24,900,084	28,135,026	29,454,386	29,805,271	33,920,310	34,610,802	35,202,426	39,243,153
	Haxtun Hospital District		Small							10,217,365	13,119,966
	Heart of the Rockies Regional Medical Ce..		Small	43,651,402	50,644,811	59,501,482	64,971,681	76,203,308	81,499,094	84,147,477	100,973,228
Keefe Memorial Health Service District		Small							6,969,508	6,039,402	6,107,433
Kit Carson County Health Service District		Small	9,548,879	9,989,438	10,627,237	9,079,240	8,227,459		17,500,396	22,073,255	
Lincoln Community Hospital		Small							16,504,300	15,219,698	20,994,515
Melissa Memorial Hospital		Small							16,398,430	17,331,476	18,508,364
Mt. San Rafael Hospital		Small	23,523,361	29,697,759	29,537,285	30,145,060	33,500,834	34,950,509	32,927,020	29,803,783	
Prowers Medical Center		Small							32,581,873	32,880,095	33,448,307
Rio Grande Hospital		Small	13,846,599	15,053,379	15,633,059	17,181,448	19,425,138	24,005,308	21,502,830	24,625,399	
San Luis Valley Health Conejos County Ho..	San Luis Valley	Small	9,250,501	10,591,555	9,415,022	9,345,986	11,434,562	10,357,061	11,525,282	12,584,517	
San Luis Valley Health Regional Medical C..	San Luis Valley	Medium	55,940,271	62,211,469	68,667,794	74,159,896	82,082,481	88,358,555	84,503,428	91,956,185	
Sedgwick County Health Center		Small	8,924,688	10,545,796	9,288,968	9,090,791	10,194,696	12,984,046	12,637,911	12,336,011	
Southeast Colorado Hospital District		Small	12,601,912	13,770,155	14,006,579	13,735,644	16,062,895	16,931,926	17,045,564	18,431,883	
Spanish Peaks Regional Health Center		Small							10,707,068	9,001,222	16,994,718
St. Elizabeth Hospital	Lifepoints	Medium	56,522,287	58,740,233	61,842,999	56,676,998	54,566,999	42,142,338	39,173,641		
Sterling Regional MedCenter	Banner Health	Small	47,629,531	51,352,867	49,609,231	55,017,990	59,510,335	58,511,291	59,381,627	61,487,558	
Weisbrod Memorial County Hospital		Small	4,181,678	4,187,914	3,338,992	4,116,459	4,189,952	6,339,001	7,173,672	7,422,847	
Wray Community District Hospital		Small	10,302,845	15,002,623	14,444,356	17,994,063	19,766,924	21,376,928	22,446,138	28,649,385	
Yuma District Hospital		Small									18,954,114
Total			403,302,328	443,915,926	466,426,504	485,453,961	517,671,934	623,319,830	650,216,841	700,003,773	
Ft. Collins	Banner Fort Collins Medical Center	Banner Health	Small						46,913,152	39,783,557	49,304,270
	Estes Park Health		Small	28,689,415	33,240,525	30,949,206	34,334,366	48,449,293	48,337,071	51,195,969	51,186,829
	McKee Medical Center	Banner Health	Large	140,274,414	138,027,079	140,484,083	134,641,213	136,883,178	138,711,752	132,581,309	132,764,235
	Medical Center of the Rockies	UCHealth	Large	342,816,689	403,497,822	423,942,697	460,443,738	521,708,123	567,602,232	499,093,092	520,877,553
	Poudre Valley Hospital	UCHealth	Large	441,340,021	480,432,955	523,910,492	589,282,380	631,468,133	681,034,151	632,944,898	671,814,384
Total			953,120,538	1,055,198,381	1,119,286,478	1,218,701,697	1,338,508,727	1,482,598,358	1,355,598,826	1,425,947,271	
Grand Junction	Colorado Canyons Hospital and Medical C..		Small						57,214,704	50,018,272	63,930,925
	Community Hospital		Medium						179,830,784	204,760,930	
	St. Mary's Hospital & Medical Center, Inc.	SCL Health	Large	395,536,168	418,323,586	423,714,539	425,196,577	428,590,754	405,279,696	427,207,345	484,499,487
Total			395,536,168	418,323,586	423,714,539	425,196,577	428,590,754	642,325,184	681,986,547	548,430,412	
Greeley	Longs Peak Hospital	UCHealth	Medium						91,398,871	116,783,181	145,575,234
	North Colorado Medical Center	Banner Health	Large	353,624,751	340,955,983	354,308,500	360,684,173	377,383,938	370,360,928	320,827,241	330,987,635
	UCHealth Greeley	UCHealth	Medium						94,729,604	141,204,586	
Total			353,624,751	340,955,983	354,308,500	360,684,173	377,383,938	461,759,799	532,340,027	617,767,4	

Hospital Expenditure Report Detailed Data by Hospital

Total Discharges

DOI Region	Hospital Name	System	Peer Group	2014	2015	2016	2017	2018	2019	2020	2021
Boulder	Boulder Community Health		Large	8,034	8,470	8,309	7,985	7,792	7,819	7,295	8,537
	Centura Avista Adventist Hospital	Centura Health Adventist	Large	4,118	4,151	4,225	4,271	4,616	4,659	4,203	4,010
	Centura Longmont United Hospital	Centura Health CHI	Large			6,942	6,616	5,014	4,423	3,824	3,433
	Good Samaritan Medical Center	SCL Health	Large	12,414	12,445	13,282	12,880	12,413	11,796	11,237	11,277
	Total			24,566	25,066	32,758	31,752	29,835	28,697	26,559	27,257
Colorado Springs	Centura Penrose-St. Francis Hospital	Centura Health CHI	Large	22,735	23,009	23,102	24,343	24,801	25,430	24,398	25,067
	Children's Hospital Colorado Springs	Childrens	Large					1,869	2,975	3,702	
	Grandview Hospital	UCHealth	Small				147	304	915	886	904
	Memorial Hospital Central	UCHealth	Large	19,261	24,619	26,480	27,497	28,195	27,110	23,844	25,294
	Pikes Peak Regional Hospital	UCHealth	Small					385	350	346	394
	Total			41,996	47,628	49,582	51,987	53,685	55,674	52,449	55,361
Denver	Broomfield Hospital	UCHealth	Medium			2	126	126	292	805	1,068
	Centura Castle Rock Adventist Hospital	Centura Health Adventist	Medium	1,727	2,542	2,606	2,899	3,364	3,577	3,284	3,414
	Centura Littleton Adventist Hospital	Centura Health Adventist	Large	9,192	9,544	9,265	9,202	9,900	10,061	8,714	8,741
	Centura Parker Adventist Hospital	Centura Health Adventist	Large	6,890	7,392	7,823	7,634	8,218	8,231	7,678	8,231
	Centura Porter Adventist Hospital	Centura Health Adventist	Large	9,608	9,967	10,026	9,929	9,924	8,846	7,035	7,760
	Centura St. Anthony Hospital	Centura Health CHI	Large	10,708	11,781	11,757	11,749	11,875	12,205	11,622	12,765
	Centura St. Anthony North Hospital	Centura Health CHI	Large	5,792	5,329	5,770	5,584	5,525	5,996	5,862	6,727
	Children's Hospital Colorado	Childrens	Large	19,123	17,547	15,062	15,415	15,214	15,060	12,593	13,660
	Denver Health Medical Center		Large	20,626	20,880	21,205	20,943	20,963	19,373	18,935	19,854
	Lutheran Medical Center	SCL Health	Large	15,157	15,361	15,983	15,749	15,115	14,805	13,613	16,184
	National Jewish Health		Medium	71	61	37	37	49	50	73	62
	North Suburban Medical Center	HealthONE	Large	6,704	7,098	7,717	7,691	7,708	7,849	7,508	7,132
	OrthoColorado Hospital	Centura Health CHI	Medium	2,189	2,313	2,774	2,942	3,062	2,881	2,195	1,613
	Platte Valley Medical Center	SCL Health	Large	3,085	2,984	3,301	3,439	3,176	3,111	2,989	3,207
	Presbyterian/St. Luke's Medical Center	HealthONE	Large	11,048	10,661	11,157	10,919	11,280	12,087	10,032	10,032
	Rose Medical Center	HealthONE	Large	12,155	11,631	11,024	11,323	11,462	11,083	11,041	11,478
	Sky Ridge Medical Center	HealthONE	Large	13,522	14,971	16,029	17,020	16,373	16,163	14,718	15,931
	St. Joseph Hospital	SCL Health	Large	17,839	18,600	19,547	19,909	19,332	19,226	16,657	17,310
	Swedish Medical Center	HealthONE	Large	20,401	19,829	19,476	19,242	20,146	20,033	19,613	19,221
	The Medical Center of Aurora	HealthONE	Large	14,953	14,940	15,327	16,456	16,842	16,344	16,330	18,050
	UCHealth Highlands Ranch	UCHealth	Medium						56	346	4,625
	University of Colorado Hospital	UCHealth	Large	28,620	30,381	31,458	31,599	31,842	32,320	31,738	32,096
	Total			229,410	233,812	237,346	239,807	241,496	239,649	223,381	239,161
East	Arkansas Valley Regional Medical Center		Small	1,798	1,999	1,533	1,589	1,310	1,103	885	647
	Centura St. Thomas More Hospital	Centura Health CHI	Small	1,731	1,839	1,767	1,821	1,854	1,774	1,657	1,686
	East Morgan County Hospital	Banner Health	Small	469	412	409	376	464	499	529	605
	Haxtun Hospital District		Small		92	107	78	110		147	157
	Heart of the Rockies Regional Medical Ce...		Small	1,081	1,088	1,058	1,090	1,073	1,089	932	971
	Keeffe Memorial Health Service District		Small						72	103	58
	Kit Carson County Health Service District		Small	14,175	14,424	14,708	13,748	13,892		254	232
	Lincoln Community Hospital		Small						250	233	288
	Melissa Memorial Hospital		Small	181	240	122		239	231	302	191
	Mt. San Rafael Hospital		Small	776	672	636	679	600	543	602	402
	Prowers Medical Center		Small						1,524	569	479
	Rio Grande Hospital		Small	479	476	487	561	590	648	534	594
	San Luis Valley Health Conejos County Ho...	San Luis Valley	Small	134	130	138	123	156	161	213	165
	San Luis Valley Health Regional Medical C...	San Luis Valley	Medium	2,421	2,378	2,402	2,323	2,388	2,384	2,214	1,679
	Sedgwick County Health Center		Small	158	175	152	137	185	232	196	189
	Southeast Colorado Hospital District		Small	258	262	265	272	312	271	425	281
	Spanish Peaks Regional Health Center		Small				203	240	277	224	246
	St. Elizabeth Hospital	Lifepoints	Medium	1,668	1,595	1,393	1,283	1,106	1,058	977	
	Sterling Regional MedCenter	Banner Health	Small	1,115	1,228	1,086	1,034	1,106	1,016	1,009	996
	Weisbrod Memorial County Hospital		Small	82	67	48	45	52	84	55	73
	Wray Community District Hospital		Small	343	342	347	384	398	526	428	515
	Yuma District Hospital		Small								174
	Total			26,869	27,419	26,658	25,746	26,075	13,742	12,488	10,628
Ft. Collins	Banner Fort Collins Medical Center	Banner Health	Small			818	1,080	1,209	1,327	1,026	1,310
	Estes Park Health		Small	415	397	371	403	994	994	704	398
	McKee Medical Center	Banner Health	Large	4,352	3,949	3,400	3,323	3,067	2,802	2,760	2,639
	Medical Center of the Rockies	UCHealth	Large	9,513	10,589	10,869	11,989	11,934	12,089	10,421	10,112
	Poudre Valley Hospital	UCHealth	Large	14,575	15,348	14,840	15,744	15,669	15,235	13,958	12,827
	Total			28,855	30,283	30,298	32,539	32,873	32,447	28,869	27,286
Grand Junction	Colorado Canyons Hospital and Medical C...		Small			535	480	454	574	504	560
	Community Hospital		Medium						3,136	1,806	
	St. Mary's Hospital & Medical Center, Inc.	SCL Health	Large	12,600	12,731	13,103	12,909	12,767	12,597	11,185	11,644
	Total			12,600	12,731	13,638	13,389	13,221	16,307	13,495	12,204
Greeley	Longs Peak Hospital	UCHealth	Medium					2,012	2,736	346	3,683
	North Colorado Medical Center	Banner Health	Large	11,963	10,822	10,283	10,726	10,399	9,686	8,612	8,321
	UCHealth Greeley	UCHealth	Medium							3,013	3,304
	Total			11,963	10,822	10,283	10,726	12,411	12,422	11,971	15,308
Pueblo	Centura St. Mary-Corwin Hospital	Centura Health CHI	Large	5,895	6,081	6,060	6,381	5,219	2,028	1,711	1,584
	Parkview Medical Center		Large	14,459	15,673	15,774	15,630	15,382	16,954	16,910	16,979
	Total			20,354	21,754	21,834	22,011	20,601	18,982	18,621	18,563
West	Animas Surgical Hospital		Small						24,101	625	546
	Aspen Valley Hospital		Small						744	842	746
	Centura Mercy Hospital	Centura Health CHI	Medium	4,180	4,281	4,365	4,274	4,194	4,290	4,171	4,310
	Centura St. Anthony Summit Hospital	Centura Health CHI	Medium	1,176	1,251	1,200	1,313	1,436	1,294	1,299	1,261
	Delta Health		Medium	1,820	1,763	1,561	1,649	1,590	1,436	1,350	1,276
	Grand River Hospital District		Small	503	506	514	587	599	599	628	659
	Gunnison Valley Health		Small	576	554	564	527	510	600	499	526
	Memorial Regional Health		Small							550	563
	Middle Park Medical Center - Kremmling		Small								232
	Montrose Memorial Hospital		Medium						3,040	2,455	4,300
	Pagosa Springs Medical Center		Small						375	286	330
	Pioneers Medical Center		Small	199	216	300	267	473	509	622	666
	Rangely District Hospital		Small	76	59	55	70	58		104	78
	Southwest Health System, Inc.		Small							915	954
	St. Vincent General Hospital District		Small	69	6	2	54	165	130	139	
	Vail Health Hospital		Medium	1,905	1,811	1,847	2,075	2,144	1,965	1,593	1,534
	Valley View Hospital		Medium	2,796	2,941	3,011	2,907	2,903	2,931	2,831	2,813
	Yampa Valley Medical Center	UCHealth	Medium			1,447	1,421	1,020	1,273	1,168	1,083
	Total			13,300	13,388	14,866	15,144	15,092	43,287	20,077	21,877
	Grand Total			409,913	422,903	437,263	443,101	445,289	461,207	407,910	427,645

Hospital Expenditure Report Detailed Data by Hospital

Total Outpatient Visits

DOI Region	Hospital Name	System	Peer Group	2014	2015	2016	2017	2018	2019	2020	2021
Boulder	Boulder Community Health		Large	412,684	414,290	418,568	425,255	443,163	445,461	404,278	443,649
	Centura Avista Adventist Hospital	Centura Health Adventist	Large	78,137	89,995	100,724	111,312	117,284	122,498	113,054	140,191
	Centura Longmont United Hospital	Centura Health CHI	Large			182,685	162,492	141,531	130,505	94,736	111,303
	Good Samaritan Medical Center	SCL Health	Large	97,392	98,338	91,766	94,176	93,678	85,439	71,544	82,627
	Total			588,213	602,623	793,743	793,235	795,656	783,903	683,612	777,770
Colorado Springs	Centura Penrose-St. Francis Hospital	Centura Health CHI	Large	284,350	341,162	440,614	459,916	515,791	633,746	619,488	726,605
	Children's Hospital Colorado Springs	Childrens	Large						16,971	29,903	39,569
	Grandview Hospital	UCHealth	Small			11,796	28,403	45,287	12,472	12,298	12,897
	Memorial Hospital Central	UCHealth	Large	566,737	612,399	652,770	771,494	919,667	487,912	474,139	1,110,882
	Pikes Peak Regional Hospital	UCHealth	Small					16,936	16,468	17,760	17,582
	Total			851,087	953,561	1,105,180	1,259,813	1,497,681	1,167,569	1,153,588	1,907,535
Denver	Broomfield Hospital	UCHealth	Medium		26,873		56,056	57,194	10,030	7,791	9,819
	Centura Castle Rock Adventist Hospital	Centura Health Adventist	Medium	45,929	77,241	76,117	90,787	111,310	121,591	114,963	162,624
	Centura Littleton Adventist Hospital	Centura Health Adventist	Large	146,330	150,115	153,396	154,594	144,974	158,078	209,435	293,709
	Centura Parker Adventist Hospital	Centura Health Adventist	Large	153,079	178,202	187,604	227,847	252,634	254,281	276,342	330,398
	Centura Porter Adventist Hospital	Centura Health Adventist	Large	142,864	152,931	159,566	188,639	187,239	181,720	175,523	255,143
	Centura St. Anthony Hospital	Centura Health CHI	Large	146,444	183,874	222,928	288,486	276,896	288,417	288,465	341,677
	Centura St. Anthony North Hospital	Centura Health CHI	Large	156,262	165,755	180,785	221,059	214,842	232,757	232,493	259,838
	Children's Hospital Colorado	Childrens	Large	685,661	715,208	715,525	748,014	756,607	772,799	670,556	755,490
	Denver Health Medical Center		Large	573,003	640,848	711,327	730,589	886,614	915,041	889,841	1,278,088
	Lutheran Medical Center	SCL Health	Large	195,026	174,632	173,560	173,406	181,471	177,544	107,398	168,314
	National Jewish Health		Medium	76,229	79,726	100,546	99,276	98,614	100,698	95,024	101,641
	North Suburban Medical Center	HealthONE	Large	100,476	101,591	94,436	89,930	87,988	81,410	61,607	64,808
	OrthoColorado Hospital	Centura Health CHI	Medium	4,845	3,965	4,050	10,679	12,082	12,603	13,079	15,878
	Platte Valley Medical Center	SCL Health	Large	80,721	84,386	80,141	79,513	87,608	97,204	91,697	99,012
	Presbyterian/St. Luke's Medical Center	HealthONE	Large	101,788	103,925	103,839	99,618	98,439	94,479	86,508	100,747
	Rose Medical Center	HealthONE	Large	100,007	106,481	105,738	112,304	107,893	94,260	83,608	86,429
	Sky Ridge Medical Center	HealthONE	Large	88,211	93,934	94,024	96,464	100,103	104,924	93,368	101,936
	St. Joseph Hospital	SCL Health	Large	149,597	143,795	133,719	132,343	128,337	150,349	135,474	152,927
	Swedish Medical Center	HealthONE	Large	123,211	129,549	152,044	151,242	149,913	149,319	111,768	125,189
	The Medical Center of Aurora	HealthONE	Large	140,991	141,795	133,978	135,495	139,306	142,851	114,537	120,992
	UCHealth Highlands Ranch	UCHealth	Medium						386	17,760	22,075
	University of Colorado Hospital	UCHealth	Large	953,588	1,028,690	1,134,446	1,246,162	1,372,227	1,503,376	1,388,623	1,263,500
	Total			4,168,262	4,456,643	4,744,642	5,132,503	5,452,291	5,644,297	5,265,860	6,110,234
East	Arkansas Valley Regional Medical Center		Small	39,485	44,054	43,962	43,030	36,880	38,184	34,723	34,109
	Centura St. Thomas More Hospital	Centura Health CHI	Small	72,341	91,143	102,273	105,091	107,249	113,330	103,646	113,787
	East Morgan County Hospital	Banner Health	Small	78,655	80,014	78,897	85,598	96,356	102,010	79,356	58,723
	Hartun Hospital District		Small		24,961	28,931	28,342	31,752		47,381	51,627
	Heart of the Rockies Regional Medical Ce..		Small	54,606	66,366	77,547	85,866	92,729	103,507	115,753	140,121
	Keeffe Memorial Health Service District		Small						770	3,691	4,135
	Kit Carson County Health Service District		Small							13,917	17,883
	Lincoln Community Hospital		Small							13,956	14,695
	Melissa Memorial Hospital		Small	11,078	12,236	13,007		22,934	13,498	1,069	8,019
	Mt. San Rafael Hospital		Small	39,941	37,866	37,114	40,014	40,739	42,553	39,027	40,065
	Prowers Medical Center		Small						12,895	14,593	150,923
	Rio Grande Hospital		Small	42,485	44,293	48,435	51,055	50,743	56,520	49,508	59,108
	San Luis Valley Health Conejos County Ho..	San Luis Valley	Small	19,062	22,415	8,200	7,990	7,978	7,839	7,149	10,907
	San Luis Valley Health Regional Medical C..	San Luis Valley	Medium	49,954	62,121	118,967	132,912	134,328	143,995	133,067	109,379
	Sedgwick County Health Center		Small	7,302	7,536	7,398	7,186	6,322	6,191	6,864	6,844
	Southeast Colorado Hospital District		Small	42,912	42,239	46,386	40,771	46,165	46,116	39,246	39,341
	Spanish Peaks Regional Health Center		Small				16,765	17,729	17,430	14,199	15,660
	St. Elizabeth Hospital	Lifepoints	Medium	100,203	106,262	105,464	90,391	90,342	43,856	35,127	
	Sterling Regional MedCenter	Banner Health	Small	115,733	82,400	93,602	143,392	117,005	119,205	98,535	112,496
	Weisbrod Memorial County Hospital		Small	8,490	8,048	7,195	6,391	8,297	10,096	11,647	10,674
	Wray Community District Hospital		Small	9,773	9,346	11,804	8,809	9,082	10,271	14,279	3,041
	Yuma District Hospital		Small								27,509
	Total			692,020	741,300	829,182	893,603	916,630	888,266	876,733	1,029,046
Ft. Collins	Banner Fort Collins Medical Center	Banner Health	Small			39,603	42,430	44,537	50,563	44,322	36,062
	Estes Park Health		Small						123,843	70,336	91,522
	McKee Medical Center	Banner Health	Large	218,576	224,147	213,848	211,220	193,545	210,085	172,183	54,749
	Medical Center of the Rockies	UCHealth	Large	74,461	85,787	88,275	95,663	105,919	93,692	97,192	78,801
	Poudre Valley Hospital	UCHealth	Large	283,008	301,566	316,993	355,818	366,278	379,705	358,483	288,616
	Total			576,046	611,500	658,719	705,131	710,279	857,888	742,516	549,750
Grand Junction	Colorado Canyons Hospital and Medical C..		Small		52,247	52,971	63,505	66,313	37,087	22,405	33,368
	Community Hospital		Medium						502,343	497,536	
	St. Mary's Hospital & Medical Center, Inc.	SCL Health	Large	199,336	191,747	187,582	190,099	189,783	185,434	172,668	191,891
	Total			199,336	243,994	240,553	253,604	256,096	724,864	692,609	225,259
Greeley	Longs Peak Hospital	UCHealth	Medium					15,953	29,585	17,760	36,557
	North Colorado Medical Center	Banner Health	Large	484,854	487,328	495,112	449,356	426,854	426,854	297,779	214,274
	UCHealth Greeley	UCHealth	Medium	18,746	24,159	26,827	28,147	28,687		65,268	37,788
	Total			503,600	511,487	521,939	477,503	471,494	456,439	380,807	288,619
Pueblo	Centura St. Mary-Corwin Hospital	Centura Health CHI	Large	209,229	213,979	212,091	228,919	211,212	156,716	139,705	150,435
	Parkview Medical Center		Large	208,835	222,616	227,662	232,084	236,736	268,097	241,922	244,774
	Total			418,064	436,595	439,753	461,003	447,948	424,813	381,627	395,209
West	Animas Surgical Hospital		Small					20,279	20,279	20,169	28,818
	Aspen Valley Hospital		Small						47,348	54,164	61,938
	Centura Mercy Hospital	Centura Health CHI	Medium	204,899	251,781	288,594	293,868	307,059	298,774	296,128	339,290
	Centura St. Anthony Summit Hospital	Centura Health CHI	Medium	33,763	37,449	91,646	108,010	109,461	107,374	94,557	113,018
	Delta Health		Medium	100,099	106,532	110,306	115,013	120,097	103,920	82,076	86,117
	Grand River Hospital District		Small	42,955	46,542	50,772	53,483	51,875	8,582	0	9,436
	Gunnison Valley Health		Small	39,779	42,186	46,701	48,290	54,506	55,207	57,374	63,780
	Memorial Regional Health		Small							8,619	9,602
	Middle Park Medical Center - Kremmling		Small								17,883
	Montrose Memorial Hospital		Medium						154,912	133,852	125,140
	Pagosa Springs Medical Center		Small						66,546	119,252	61,794
	Pioneers Medical Center		Small	13,389	11,718	14,260	13,272	12,448	18,465	11,750	78,653
	Rangely District Hospital		Small	14,331	14,525	15,765	14,659	11,329		15,124	12,072
	Southwest Health System, Inc.		Small							52,750	59,735
	St. Vincent General Hospital District		Small	6,938	5,383	5,128	5,508	6,190	7,858	5,673	
	Vail Health Hospital		Medium	129,021	130,491	133,284	123,138	121,300	131,478	122,800	143,637
	Valley View Hospital		Medium	222,160	239,642	278,618	282,272	299,734	309,020	302,132	336,102
	Yampa Valley Medical Center	UCHealth	Medium			68,484	65,775	53,020	74,915	73,326	74,277
	Total			807,334	886,249	1,103,558	1,123,288	1,147,019	1,404,678	1,449,746	1,621,292
Grand Total				8,803,962	9,443,952	10,437,269	11,099,683	11,695,094	12,352,717	11,627,099	12,904,714

Hospital Expenditure Report Detailed Data by Hospital

Total Operating Expenses

Region	Hospital Name	System	Peer Group	2014	2015	2016	2017	2018	2019	2020	2021
Boulder	Boulder Community Health		Large	243,263,990	269,160,898	268,748,348	291,991,547	293,926,840	369,352,303	361,724,132	399,480,955
	Centura Avista Adventist Hospital	Centura Health Adventist	Large	89,318,213	99,140,906	109,943,680	112,934,250	125,892,375	141,439,930	143,086,562	152,611,991
	Centura Longmont United Hospital	Centura Health CHI	Large			185,283,777	193,644,170	162,850,938	155,860,153	148,789,690	137,755,370
	Good Samaritan Medical Center	SCL Health	Large	254,000,706	264,940,636	266,779,624	283,169,903	290,719,902	272,870,307	281,584,804	295,295,792
	Total			586,582,909	633,242,440	830,755,429	881,739,869	873,390,055	939,522,693	935,185,187	985,144,109
Colorado Springs	Centura Penrose-St. Francis Hospital	Centura Health CHI	Large	458,162,704	511,009,946	563,088,060	600,727,920	624,512,132	668,974,844	721,599,864	785,338,585
	Children's Hospital Colorado Springs	Childrens	Large						92,994,098	178,421,803	182,775,593
	Grandview Hospital	UCHealth	Small					25,626,859	39,142,273	44,673,931	48,688,505
	Memorial Hospital Central	UCHealth	Large	597,173,494	589,306,050	670,969,314	754,444,619	863,051,531	847,665,225	876,621,262	924,249,816
	Pikes Peak Regional Hospital	UCHealth	Small					4,104,450	23,106,177	22,368,061	26,372,620
Denver	Total			1,055,336,197	1,100,315,996	1,234,057,374	1,355,172,539	1,517,294,972	1,671,882,616	1,843,684,921	1,967,425,119
	Broomfield Hospital	UCHealth	Medium					53,763,961	45,852,883	48,330,683	58,139,939
	Centura Castle Rock Adventist Hospital	Centura Health Adventist	Medium	66,988,620	82,739,929	83,818,256	90,227,412	107,955,805	116,138,586	122,210,530	136,968,998
	Centura Littleton Adventist Hospital	Centura Health Adventist	Large	237,731,602	243,773,060	249,357,097	268,157,584	270,532,506	274,786,354	296,615,183	299,044,372
	Centura Parker Adventist Hospital	Centura Health Adventist	Large	172,871,028	202,047,367	219,236,509	246,123,792	258,389,827	263,857,373	288,709,099	300,552,690
	Centura Porter Adventist Hospital	Centura Health Adventist	Large	275,517,671	302,787,796	308,147,176	326,717,281	320,831,582	318,616,677	323,391,491	352,892,102
	Centura St. Anthony Hospital	Centura Health CHI	Large	321,587,728	348,396,028	371,992,597	387,646,290	383,650,623	391,181,648	413,258,290	435,340,223
	Centura St. Anthony North Hospital	Centura Health CHI	Large	143,261,271	150,063,606	175,948,847	174,723,382	176,177,588	189,570,461	198,824,608	223,078,554
	Children's Hospital Colorado	Childrens	Large	854,464,151	932,703,817	946,359,350	993,186,178	1,090,860,123	1,160,741,972	1,206,859,354	1,300,148,841
	Denver Health Medical Center		Large	854,551,275	928,049,271	1,017,920,803	1,070,867,217	1,078,403,937	1,073,934,329	1,103,508,280	1,242,582,898
	HealthONE	HealthONE	Large	2,000,607,000	2,044,961,998	2,171,599,000	2,294,288,000	2,439,334,000			
	Lutheran Medical Center	SCL Health	Large	303,970,886	313,882,916	329,474,083	358,394,569	363,533,277	349,672,369	382,245,473	534,794,690
	National Jewish Health		Medium	207,370,000	220,392,000	229,079,000	238,964,000	247,794,000	282,844,395	305,209,000	333,948,001
	North Suburban Medical Center	HealthONE	Large						177,472,000	178,391,000	188,771,000
	OrthoColorado Hospital	Centura Health CHI	Medium	42,451,644	46,431,679	56,317,363	60,275,132	64,110,123	65,851,108	63,291,569	72,217,798
	Platte Valley Medical Center	SCL Health	Large	93,248,713	101,549,116	107,132,838	119,256,259	112,502,455	129,887,815	146,743,778	148,580,953
	Presbyterian/St. Luke's Medical Center	HealthONE	Large						475,568,000	480,591,000	494,408,000
	Rose Medical Center	HealthONE	Large						281,130,000	283,016,000	303,907,000
	Sky Ridge Medical Center	HealthONE	Large						371,010,000	377,848,000	412,265,000
	St. Joseph Hospital	SCL Health	Large	455,496,657	481,811,669	491,884,038	504,770,777	521,532,842	528,016,703	566,735,536	571,327,449
	Swedish Medical Center	HealthONE	Large						505,246,000	504,276,000	552,963,000
	The Medical Center of Aurora	HealthONE	Large						367,869,000	377,290,000	427,977,000
	UCHealth Highlands Ranch	UCHealth	Medium				1,420,724	4,043,204	35,249,093	189,270,121	218,779,187
	University of Colorado Hospital	UCHealth	Large	1,037,261,472	1,145,611,395	1,266,288,327	1,426,117,277	1,620,359,251	1,812,156,860	1,908,242,607	2,080,379,300
	Total			7,067,379,719	7,545,201,647	8,024,555,284	8,561,135,872	9,113,775,104	9,216,653,724	9,764,857,602	10,689,066,995
East	Arkansas Valley Regional Medical Center		Small	32,847,190	34,590,021	30,637,710	30,577,839	31,337,872	38,544,213	32,931,478	33,462,893
	Centura St. Thomas More Hospital	Centura Health CHI	Small	53,395,878	61,314,104	64,946,179	68,814,349	66,060,066	66,725,268	69,727,824	74,453,526
	East Morgan County Hospital	Banner Health	Small	24,615,564	24,967,268	27,426,834	28,386,205	31,439,062	32,138,054	34,130,746	36,166,866
	Haxtun Hospital District		Small		7,789,641	8,523,969	9,256,420	9,248,720		10,675,981	12,444,458
	Heart of the Rockies Regional Medical Ce..		Small	42,460,391	48,805,411	55,216,000	60,123,981	67,707,859	75,817,764	86,080,713	96,981,774
	Keefe Memorial Health Service District		Small						4,073,309	6,865,462	9,104,189
	Kit Carson County Health Service District		Small	11,948,865	12,456,656	10,203,728	13,242,459	12,800,587		18,572,842	20,217,555
	Lincoln Community Hospital		Small						18,984,177	19,676,719	23,693,763
	Melissa Memorial Hospital		Small	11,005,808							