COLORADO
Department of Health Care Policy & Financing

Hospital Expenditure Report Key Findings

This report reflects financial data submitted in the midst of the ongoing COVID-19 Pandemic. The Department will continue to monitor the pandemic's financial impact on hospitals in this and future reports as more data becomes available. The percent of patients covered by public programs continues to grow, largely driven through the impact of the Affordable Care Act, the COVID-19 induced recession that began in 2020, and the aging Colorado population. Specifically, in 2020, 60% of hospital patients were covered by Medicare and Medicaid compared to 55.2% in 2014.

COVID-19 Impacts on Net Patient Revenue, Commercial Payers Still Primary Payer

- For hospitals that reported for all years between 2014 and 2020 (57 hospitals), net patient revenue grew from $11.9 billion to roughly $16.4 billion, an increase of 35.5% from 2014, or an average of 5.2% each year over the period. The Department is looking into what type of hospitals and which payers are driving this increase.
- For the 82 hospitals that submitted in 2020, net patient revenue totaled $17.9 billion and was primarily composed of the commercial payer category at 51.3% ($9.2 billion), followed by Medicare at 25.2% ($4.5 billion), and Medicaid at 17.1% ($3.1 billion).
- For the hospitals that submitted in 2019 and 2020, net patient revenues increased by 2.3%, $406.1 million.
- These figures do not include $1.07 billion in federal COVID-19 stimulus payments distributed in 2020, which hospitals recorded either as other operating revenue or non-operating revenue (and some of the funds may be recorded in 2021).
- Given that the net patient revenue does not include federal COVID-19 stimulus, it is notable that hospitals' patient revenues increased between 2019 and 2020 despite the movement of covered lives from commercial to Medicaid due to the COVID-19 pandemic-induced economic downturn, the stay-at-home effort and the hold on elective procedures during the first months of the pandemic.

Rural Hospitals Are Unique

- When looking at the dataset with 57 hospitals between 2019 and 2020, small hospitals saw an increase in net patient revenue of $32.9 million or 5.5%.
- Using a straight average (not weighting by hospital volume, but averaging for each submitting hospital), Colorado hospitals provide more outpatient services (64.7%) than inpatient services (32.3%), with significant variation between types of hospitals. Specifically, the average small hospital, typically critical access and rural hospitals, provides three times more outpatient services (75.6%) than inpatient services, while large hospital systems provide an average of 48.5% inpatient and 51.2% outpatient services. This higher outpatient utilization in the small, often rural hospitals, aligns with the strategic opportunity to repurpose unused inpatient rural beds to meet emerging community needs through stimulus investment dollars.
- When looking at uncompensated care, the small peer group uncompensated care charges decreased by 7.7% from 2019 to 2020, while the medium peer group

uncompensated care charges increased by 2.4% and the large peer group increased uncompensated care charges by only 0.8%.

- Small hospitals had the largest percent growth in total operating expense between 2019 and 2020 at 7.9%. Small hospital peer group's proportion of expenses allocated for patients was the lowest at 60.5%. This low patient expense ratio is indicative of the opportunity to invest in rural hospitals to enable their transformation and modernization; investment would improve rural hospitals' ability to meet the care demand needs of their communities and increase net patient revenues so they can more efficiently cover overhead expenses.

Operating Expenses Increased – Patient Service Expenses and General & Administrative Primary Drivers

- When looking at the 57 hospitals who reported each year between 2014 and 2020, total operating expense increased from $11.7 billion to $16.0 billion, an increase of $4.3 billion or 37.1%.
- Hospital operating expenses totaled $17.6 billion in 2020, mostly driven by patient expenses (72.0%) representing $12.5 billion of all operating expense. Conversely, 28.0% of all hospital operating expenses do not go towards servicing patients directly. The Department will be evaluating this opportunity, by hospital and by category (i.e., General Administration, Building and Equipment, etc.) in future reports.
    - ✓ Patient service expenses generate 63.9% of all operating expenses, and 8.0% for "other" patient related expenses. Together, these equal total patient expenses.
    - ✓ General and administrative expenses, at 14.7%, represented the second largest driver of hospital expenses ($2.6 billion). Building and equipment expenses made up 9.1% of all operating expenses ($1.6 billion). "Other" expenses totaled $724.7 million or 4.2% of all operating expenses.
    - ✓ When included as an operating expense, uncompensated care costs represent 2.7% of operating expenses. These costs do not make up a significant portion of a hospital's expenses.

- Between 2019 and 2020, total operating expenses increased $758.6 million (4.6%), while net patient revenue increased by 2.3%.
    - ✓ Indicative that large hospitals have operational economies of scale, a greater proportion of the large hospital peer group's operating expenses were allocated for patients (73.3%, which still indicates an opportunity to explore the 26.7% non-patient related operating expenses), while the small hospital peer group's proportion of expenses allocated for patients was the lowest (60.5%). Of the peer groups, the small hospital peer group has the largest proportion of other expenses (11.1%) and general and administration (17.4%).

Unexpectantly, Uncompensated Care Relatively Flat Since 2018, Despite the COVID-19-Induced Economic Downturn

- Bad debt is the portion of revenue that a hospital does not expect to collect and is recorded as an offset to revenue. Charity care is the portion of revenue that a hospital has determined will not be paid by a patient through the hospital's charity care program and is recorded as an offset to revenue.
- Uncompensated care costs which include both charity care and bad debt totaled $493.9 million in 2020, up slightly (0.7% or $11.6 million) from 2019.
- In reviewing the two components of uncompensated care, the increase in charity care is offset by a comparable decrease in bad debt. From 2019 to 2020, bad debt decreased by 15.2% or $110.7 million, whereas charity care increased by 13.2%, or $122.4 million.
- Reflective of the financial challenges of an uninsured person's ability to pay and utilization of the hospital's charity care program, the self-pay payer category was the largest portion of uncompensated costs and its components (bad debt costs and charity care costs) in 2020 with $301.3 million, or 61.0%.
- Between 2014 and 2020, bad debt charges decreased by $66.1 million, or a decrease of 9.6% and charity care increased $17.5 million. This indicates that with the expansion of Medicaid, increased coverage and lower uninsured rate, hospitals' uncompensated care decreased dramatically while net patient revenue grew, not including the $1.07 billion federal COVID-19 stimulus.

The Hospital Expenditure Report is one in a series of reports related to hospitals the Department publishes. Additional reports including the Colorado Hospital Accountability and Sustainability Enterprise; Hospital Cost, Profits and Price; Hospital Community Benefit Accountability; and other reports are available on the Hospital Reports Hub at Colorado.gov/hcpf/hospital-reports-hub.

The Department will also be releasing a separate report that outlines hospital reserves (days cash on hand) and profit insights in February 2022.

Hospital Expenditure Report

Annual Report

January 15, 2022

Contents

I. Overview 3
- A. Legislative Background 3
- B. Background to this Report 3
- C. Methodology and Limitations 4

II. Financial Analysis 6
- A. Net Patient Revenue in Total 6
- B. Net Patient Revenue by Payer Type 8
- C. Uncompensated Care Charges in Total 11
- D. Uncompensated Care Costs by Payer Type 15
- E. Operating Expenses 19
- F. Payer Mix 34

III. Conclusion 38

IV. Map & Definitions 42

I. Overview

The purpose of the Hospital Expenditure Report is to fulfill the directive in House Bill (HB) 19-1001 to "annually prepare a written hospital expenditure report detailing uncompensated hospital costs and the different categories of expenditures".[1] To serve this directive, this report provides data summaries and analysis of Colorado hospitals that have submitted financial and utilization data to the Department of Health Care Policy & Financing (the Department).

Also included in this report is a map of Colorado hospitals as well as the Department of Regulatory Agencies' Division of Insurance (DOI) regions. A list of definitions is available as well.

A. Legislative Background

Under § 25.5-4-402.8, C.R.S., the Department shall annually prepare a written hospital expenditure report detailing the uncompensated hospital costs and the different categories of expenditures made by hospitals in the state. The Department shall consult with the Colorado Healthcare Affordability and Sustainability Enterprise Board (CHASE Board) in the development of the report. In compiling the Hospital Expenditure Report, the Department shall use publicly available data sources whenever possible. Each hospital in the state shall make information available to the Department for the compilation of the data set for and the completion of the Hospital Expenditure Report.

B. Background to this Report

Provided directly to the Department, hospitals submit audited financial statements, Medicare Cost Reports, and the Department's 'Hospital Expenditure Report template' which covers utilization and other financial data not provided in the audited financial statements or Medicare Cost Reports. The Department compiles all the submitted templates and creates the Hospital Expenditure dataset, which is the source of information used for this report.

---

[1] Hospital Transparency Measures to Analyze Efficacy, HB19-1001. 2019 Regular Session. (2019). Available from www.leg.colorado.gov/bills/hb19-1001.

Data submitted represent most Colorado hospitals. For 2020, hospitals submissions account for 99.7% of all licensed hospital beds. The **Hospital Expenditure Report Detailed Dataset by Hospital** displays the status of hospital data submissions and data for all hospital data submissions for 2014 through 2020 with notes when applicable.

C. Methodology and Limitations

The data within this report represents the cumulation of both historic and current financial and utilization data reported to the Department. For the historical data submission process, hospitals had the option to submit reports from the Colorado Hospital Association's DATABANK Program[2] or to complete the Department's Acquisition, Financial and Utilization Reporting Tool. Most health systems or hospitals submitted a DATABANK report. For the current data submission process (FY 2019 forward), hospitals only utilized the Department's reporting tool. With this standardized submission process the Department can compare hospitals between each other and over the years with more certainty.

The Department presents the data by peer grouping based on the number of licensed beds. The three hospital peer groups are as follow: small with 25 or fewer beds, medium with 26 to 90 beds and large with 91 or more beds. The Department also presents the data by the Department of Regulatory Agencies' (DOI) geographic regional rating areas.

The **Hospital Expenditure Report Detailed Dataset by Hospital** is a representation of the dataset compilation, with both the historic data submissions and the current data submissions. As discussed in the previous section, not all hospitals submitted data. While all Colorado hospitals are listed in these tables, blank fields indicate hospitals that did not submit data for that year. In some cases, the hospital was not open at that time.

[2] CHA DATABANK is an online program available to Colorado Hospital Association members and serves as a centralized location for the collection of hospital utilization and financial data.

There are limitations in the dataset, including the following:

- Historic dataset does not have bad debt and charity care by payer type. Because of this limitation, uncompensated care and net patient revenue are not available by payer type for the 2014 to 2018 dataset.

- Historic dataset is not fully complete:

    - Some hospitals did not report for all years that the hospital was open. For example, if a hospital was acquired by a health system, the health system submission only included data for the years that hospital was part of a health system.

    - Reported data is not complete for all years and/or for all categories even if a hospital has reported some data. This report looks at 2014 through 2020 because this was the most complete section of data collected.

To address the limitations of the dataset, the Department is analyzing trends for the most comprehensive period of the dataset (2014 through 2020, and 2019 to 2020). The aggregate and hospital peer group analysis within the report includes hospitals that submitted data for all years. This analytical approach is referred to as a same-store analysis.

- For the trend analyses, of the 77 hospitals open for the period, 57 hospitals are part of the analysis within the body of the report, representing 93.8% of licensed beds.

- For the 2019 to 2020 analyses, of the 84 hospitals open, 78 hospitals are part of the analysis within the body of the report, representing 98.8% of licensed beds.

Other limitations include the analysis of hospital volume or the number of hospital patients. There is a challenge in using a volume metric when hospitals have different volume metrics for inpatient services, like discharges or patient days, and outpatient services like outpatient visits. Currently, the Department is not including an analysis that adjusts to a

"per patient" or "per bed" basis. The Department has provided two volume metrics within the **Hospital Expenditure Report Detailed Dataset by Hospital**: discharges and outpatient visits.

1. A Note on Submissions

For the completion of the report, the bill requires hospitals to submit three forms of financial and utilizations information: Medicare Cost Reports, audited financial statements and the completion of a data submission template. The Department believes hospitals have made a good-faith effort to satisfy the bill requirements. The hospitals that did not submit a template and are not included within the analysis of this report include:

- Middle Park Medical Center and
- Yuma District Hospital.

The Department will continue to work with hospitals to gather missing data points where possible and improve upon the report.

The Hospital Expenditure Report presents aggregated information on Colorado hospitals, with hospital-specific information in the **Hospital Expenditure Report Detailed Dataset by Hospital** of this report.

2. COVID-19 Pandemic

During the FY 2020, the COVID-19 Pandemic affected hospital expenses. Given the longevity of the COVID-19 Pandemic, the full extent to its impact will not be apparent for some time. The Department will continue to monitor hospital finances, specifically looking to the changes within expenses.

II. Financial Analysis

A. Net Patient Revenue in Total

Net patient revenue approximates the payments a hospital receives for patient services. Net patient revenue is calculated by totaling all charges the hospital billed to patients, subtracting the total of all contractual allowances for each major payer, such as Medicare, Medicaid, commercial, etc., then subtracting uncompensated care. In the 2014 to 2020 analysis

that follows, the Department is only comparing hospitals that reported from 2014 to 2020. Due to this, the total figures in this section will differ from later sections of the analysis. Additionally, the following graph does not reflect 2020 federal COVID-19 stimulus funding; hospitals recorded the stimulus funds as either other operating revenue or non-operating revenue.

Graph 1: Total Net Patient Revenue (in millions)

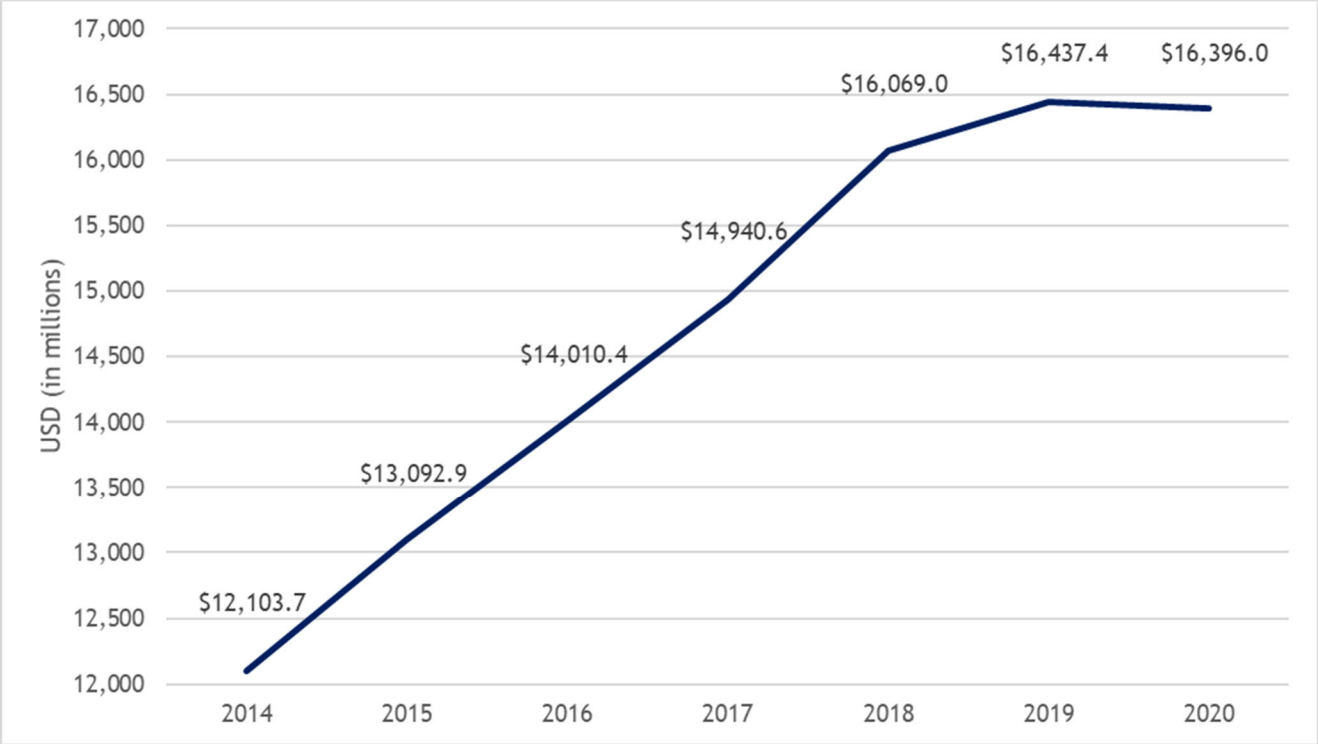

Graph 1 above presents net patient revenue in total for each year in the period. From 2014 to 2020, net patient revenue grew by 35.5%, or increased approximately $4.3 billion. For the 57 hospitals that reported data for all years, net patient revenue grew by an average of 5.2% a year.

In the analysis that follows, **Table 1**, the Department reports the breakdown of net patient revenue by hospital peer groups, which groups hospitals by the number of licensed beds. The three groups are small: 25 beds or fewer, medium: 26 to 90 beds, and large: 91 beds and more.

Table 1: Net Patient Revenue by Hospital Peer Groups (in millions)

Peer Group	2014	2015	2016	2017	2018	2019	2020
Large	$10,815.8	$11,657.3	$12,432.9	$13,259.4	$14,222.1	$14,512.7	$14,445.2
Medium	$884.9	$991.1	$1,111.3	$1,188.3	$1,299.0	$1,329.9	$1,323.0
Small	$403.0	$444.5	$466.2	$492.9	$547.9	$594.8	$627.8
Total	$12,103.70	$13,092.9	$14,010.4	$14,940.6	$16,069.0	$16,437.4	$16,396.0

Each hospital peer group had growth for net patient revenue from 2014 to 2020. Overall, net patient revenue increased by $4.3 billion, as stated above. Between 2014 and 2020, the large peer group primarily made up the bulk of the overall increase with $3.6 billion whereas the medium and small peer groups increased by $438.1 million and $224.7 million, respectively.

Table 2: Net Patient Revenue Percent Change by Hospital Peer Groups

Peer Group	Net Patient Revenue % Change (2019- 2020)
Large	-0.5%
Medium	-0.5%
Small	5.5%
Total	-0.3%

In **Table 2**, above, the percent change of net patient revenue between 2019 and 2020 for each hospital peer group is displayed, with the Large, Medium and Total year over year change remaining relatively flat. Individually, the large peer group decreased by $67.5 million, or a reduction of 0.5%. The medium peer group decreased $6.9 million, or a decrease of 0.5%. Unlike the other peer groups, the small peer group increased by $32.9 million, or an increase of 5.5%.

B. Net Patient Revenue by Payer Type

Net patient revenue by payer type approximates the payments a hospital receives for a particular payer type.

Table 3 below shows net patient review by major payer type for 2019 and 2020 and includes all hospitals reporting data: 78 hospitals in 2019 and 82 in 2020. The figures will not match figures in in Graph 1 and Table 2 which include only the 57 hospitals that reported data for years 2014 to 2020. For more information see the Methodology and Limitations section above. In

addition to the peer groups for FY 2020, statewide totals are presented by payer type for the DOI regions.

Table 3: 2019-2020 Net Patient Revenue by Payer Type (in millions)

Major Payer Type	2019	2020	Net Patient Revenue % Change (2019- 2020)
Medicare	$4,574.8	$ 4,537.1	-0.8%
Medicaid	$2,633.4	$ 3,076.5	16.8%
Commercial	$9,677.0	$ 9,222.9	-4.7%
Self-Pay	$145.8	$ 281.9	93.3%
Colorado Indigent Care Program (CICP)/Other	$536.6	$ 855.3	59.4%
Total	$17,567.6	$ 17,973.7	2.3%[3]

In **Table 3**, totals for net patient revenue by payer type is represented in millions. In 2020, total net patient revenue was $17,973.7 million. The commercial payer category made up approximately half (51.3%) of total net patient revenue with $9,222.9 million. The next largest payer category was Medicare, which roughly 25% of total net patient revenue with $4,537.1 million. Medicaid net patient revenue was $3,076.5 million, or 17.1% of total. The two remaining categories make up a little under 7% with CICP/Other net patient revenue totaling $855.3 million and self-pay totaling $281.9 million: or 4.8% and 1.6%, respectively. Together, public and CICP/Other payers represent 47.1% while commercial payers represent 51.3%.

[3] Table 3 reflects the year over year change for the 78 hospitals that reported in 2019 and the 82 that reported in 2020. The net patient revenue change when only the 78 hospitals reporting in both 2019 and 2020 are compared is 1.5%.

Table 4: 2020 Net Patient Revenue by Payer Type by Hospital Peer Group (in millions)

Payer Type	Large	Medium	Small
Medicare	$ 3,606.2	$ 527.8	$ 403.0
Medicaid	$ 2,613.7	$ 254.1	$ 208.7
Commercial	$ 7,668.7	$ 1,139.7	$ 414.4
Self-Pay	$ 131.5	$ 121.7	$ 28.8
CICP/Other	$ 738.6	$ 56.6	$ 60.1
Total	$ 14,758.8	$ 2,100.0	$ 1,115.0

In **Table 4**, 2020 net patient revenue by payer type is broken down by hospital peer groups. For the large peer group, net patient revenue totaled $14,758.8 million or approximately 82.1% of total net patient revenue. The commercial payer category makes up approximately half (52.0%) of the large peer group, with $7,668.7 million. For the medium peer group, net patient revenue totaled $2,100.0 million or 11.7% of 2020 total net patient revenue. The split of net patient revenue by payer category was similar for the large and the medium peer groups: the medium peer group was approximately half commercial payer category with $1,139.7 million (54.3%). Medicare represented $527.8 million, or 25.1%. For the small peer group, 2020 net patient revenue totaled $1,115.0 million, or 6.2% of total net patient revenue. Commercial net patient revenue is the largest portion of the small peer group's total net patient revenue, with $414.4 million, or 37.2%. The Medicare category with $403.0 million or 36.1% of the total, represented a larger portion of the small peer groups net patient revenue compared to the large and medium peer groups at 24.4% and 25.1%, respectively.

Table 5: 2020 Net Patient Revenue by Payer by DOI region (in millions)

Payer Type	Medicare	Medicaid	Commercial	Self-pay	CICP/ Other	Total
Boulder	$ 252.3	$ 115.7	$490.8	$ 11.7	$ 56.3	$ 926.8
Colorado Springs	$ 484.4	$ 384.6	$ 870.5	$ 5.0	$ 163.9	$ 1,908.4
Denver	$ 2,229.6	$ 1,748.4	$ 5,357.7	$ 71.4	$ 444.6	$ 9,851.7
East	$ 239.2	$ 161.9	$ 210.7	$ 12.2	$ 26.2	$ 650.2
Ft. Collins	$ 373.4	$ 155.4	$ 755.3	$ 16.2	$ 55.4	$ 1,355.6
Grand Junction	$ 177.6	$ 106.1	$ 239.5	$ 104.4	$ 54.4	$ 682.0
Greeley	$ 134.1	$ 87.5	$ 266.4	$ 9.8	$ 34.4	$ 532.3
Pueblo	$ 216.2	$ 145.2	$ 212.6	$ 19.4	-$ 13.4	$ 580.1
West	$ 430.1	$ 171.8	$ 819.4	$ 31.8	$ 33.5	$ 1,486.6
Total	$ 4,537.1	$ 3,076.5	$ 9,222.9	$ 281.9	$ 855.3	$ 17,973.7

In **Table 5**, 2020 net patient revenue by payer type is broken down by the nine DOI regions. The Denver region represented most of the net patient revenue with $ 9,851.7 million, or 54.8% of total net patient revenue. Overall, the Denver region represented most for each of the region's total net patient revenue. The exception is the self-pay category, which was more evenly distributed across all regions, with Grand Junction as the outlier with $104.4 million, or 37.0%. In most regions, commercial net patient revenue represented the highest proportion of total net patient revenue; using a straight average, the percentage of commercial total net patient revenue for all regions is 46.9%. Medicare was the second largest in terms of net patient revenue for each DOI region; when using a straight average, Medicare net patient revenue approximated 28.2% for all regions. In 2020, the East and Pueblo regions were more evenly distributed between Medicare, Medicaid, and commercial payers in comparison to the rest of the DOI regions.

C. Uncompensated Care Charges in Total

Uncompensated care is the total amount of care a hospital provides that does not expect to, or will not, receive compensation for providing the service. There are two main components that make up uncompensated care, bad debt and charity care, both are expressed within this section of the report in terms of charges written-off. When a hospital records bad debt and charity care in their books, they do so in terms of the total charges for that procedure not collected, not in terms of the typical costs associated with that procedure.

Graph 2: Uncompensated Care Charges by Type (in millions)

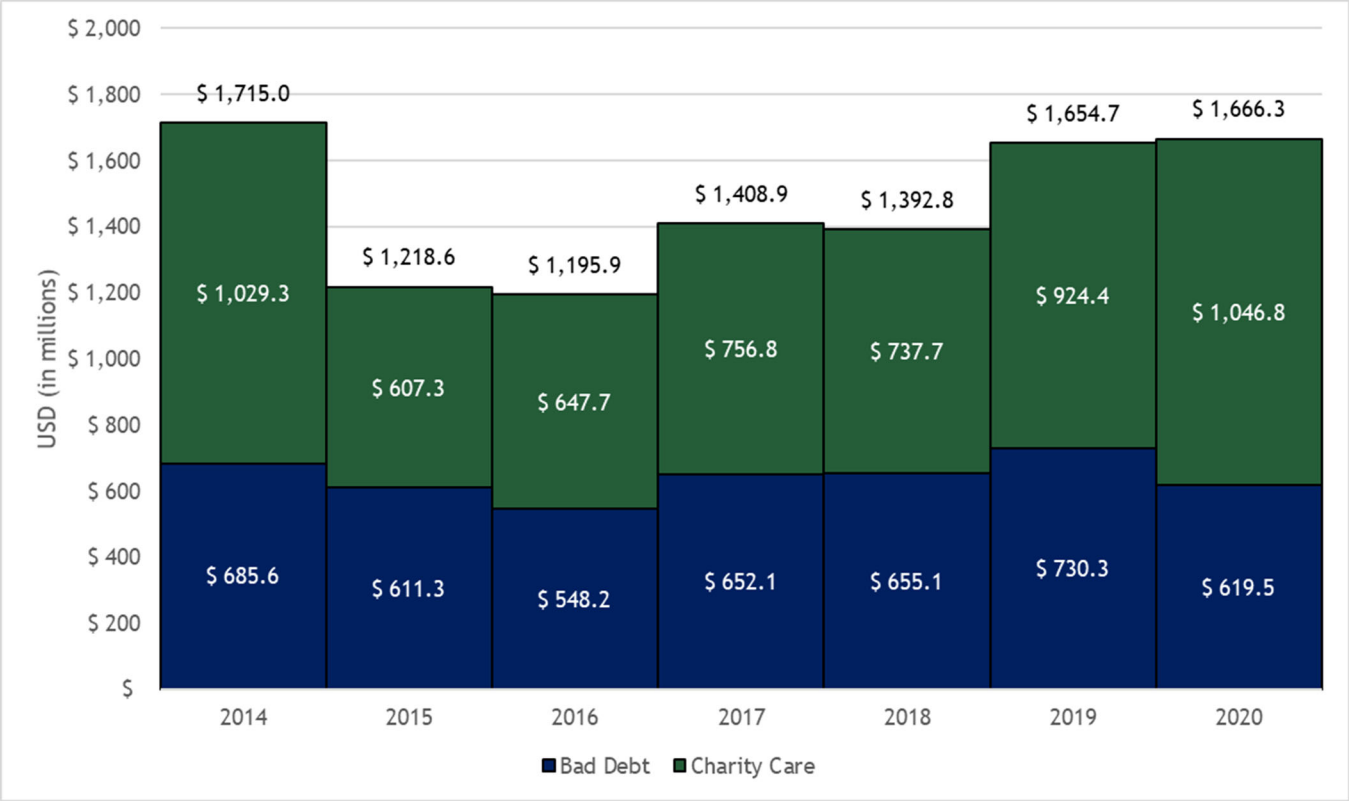

The data in Graph 2, indicates overall uncompensated care has declined since 2014, but has seen an uptick since 2018. From 2019 to 2020, charity care increased by 13.2%, an increase of $122.4 million. Bad debt has decreased over the period by 15.2%, or $110.7 million. Combined, bad debt and charity care increased 0.7%, or $11.6 million. Between 2019 and 2020, uncompensated care only grew 0.7% compared to 18.8% growth between 2018 and 2019. The Department will continue to analyze this in the coming years to better understand the impact of the COVID-19 pandemic on these trends.

Table 6: Uncompensated Care Charges by Hospital Peer Groups (in millions)

Peer Group	2014	2015	2016	2017	2018	2019	2020
Large	$1,582.1	$1,120.0	$1,092.8	$1,273.3	$1,277.1	$1,528.4	$1,541.4
Medium	$84.6	$61.7	$64.4	$89.8	$71.3	$83.5	$85.5
Small	$48.2	$36.9	$38.8	$45.8	$44.4	$42.6	$39.4
Total	$1,715.0	$1,218.6	$1,195.9	$1,408.9	$1,392.8	$1,654.7	$1,666.3

Table 7: Uncompensated Care Charges Percent Change by Hospital Peer Groups

Peer Group	Uncompensated Care Charges % Change (2019 -2020)
Large	0.8%
Medium	2.4%
Small	-7.7%
Total	0.7%

In the table above, **Table 6**, uncompensated care is broken down by the hospital peer groups, while **Table 7** shows uncompensated growth care from 2019 to 2020 for each of the hospital peer groups. In 2020, 92.5% of uncompensated care occurs in the large peer group. Overall, uncompensated care for the large peer group increased by 0.8% and in the Medium peer group by 2.4%, while uncompensated care in the Small peer group decreased by 7.7%.

3. Charity Care Charges

One main component of uncompensated care is charity care. It is defined as health services for which hospitals do not expect to receive, in full or in part, payment because the hospital had determined, with the assistance of the patient, the patient's inability to pay.[4]

Table 8: Charity Care Charges by Hospital Peer Group

Peer Group	2014	2015	2016	2017	2018	2019	2020
Large	$980.7	$573.2	$615.9	$712.8	$703.3	$882.9	$997.0
Medium	$32.7	$24.2	$24.8	$33.0	$23.7	$29.3	$37.2
Small	$16.0	$9.9	$7.0	$11.0	$10.6	$12.2	$12.6
Total	$1,029.3	$607.3	$647.7	$756.8	$737.7	$924.4	$1,046.8

Table 9: Charity Care Charges Percent Change by Hospital Peer Group

Peer Group	Charity Care Charges % Change (2019 -2020)
Large	12.9%
Medium	27.0%
Small	3.2%

[4] Definition of Uncompensated Care. Retrieved from https://www.aha.org/system/files/2019-01/uncompensated-care-fact-sheet-jan-2019.pdf.

Peer Group	Charity Care Charges % Change (2019 -2020)
Total	13.2%

The data in **Table 8** shows how charity care was distributed amongst the hospital peer groups and in total. **Table 9** shows the percent change for each hospital peer group from 2019 to 2020. Overall, charity care increased by $122.4 million, or as mentioned above, 13.2% from 2019 to 2020. The large peer group represented most of the overall increase ($114.0 million) over the period, or an increase of 12.9%. The medium and small peer groups increased by roughly $7.9 million and $385.2 thousand, respectively. The medium peer group increased the most (27.0%) while the small peer group increased by 3.2%.

4. Bad Debt Charges

The other portion of uncompensated care is bad debt. Bad debt is a record of lost revenue for health services for which a hospital determined the patient had a financial responsibility to pay, but that patient did not pay.[10] This contrasts with charity care, in which hospitals have determined before the billing process begins that partial or full non-payments would occur for patients.

Table 10: Bad Debt Charges by Hospital Peer Group (in millions)

Peer Group	2014	2015	2016	2017	2018	2019	2020
Large	$601.5	$546.8	$476.9	$560.5	$573.7	$645.6	$544.4
Medium	$51.9	$37.5	$39.5	$56.8	$47.6	$54.2	$48.3
Small	$32.2	$27.0	$31.8	$34.8	$33.8	$30.4	$26.8
Total	$685.6	$611.3	$548.2	$652.1	$655.1	$730.3	$619.5

Table 11: Bad Debt Charges Percent Change by Hospital Peer Group

Peer Group	Bad Debt Charges % Change (2019 -2020)
Large	-15.7%
Medium	-10.9%
Small	-12.0%
Grand Total	-15.2%

In **Table 10**, bad debt is displayed in total, by year and by peer group. In **Table 11**, the percent change for each category in **Table 10** is presented. On the aggregate level, bad debt decreased by $110.7 million between 2019 and 2020, or a decrease of 15.7%. Like charity care the large peer group made up the bulk of the decrease in overall bad debt for the period. Bad debt for the large peer group decreased by $101.2 million, or 15.7%. The medium peer group saw a decrease in bad debt of $5.9 million, or 10.9%, while the small peer group, saw a decrease in bad debt over the period of $3.7 million, or a decrease of 12.0%.

D. Uncompensated Care Costs by Payer Type

Uncompensated care costs are calculated by adding charity care and bad debt charges together and multiplying by a cost-to-charge ratio. Each individual hospital has a cost-to-charge ratio and it is calculated by total expenses (exclusive of bad debt) and dividing that figure by the sum of total charges and other operating revenue. The table below represents uncompensated care costs by payer types.

Table 12: 2020 Uncompensated Care Costs by Payer Type (in millions)

Major Payer	Bad Debt Costs	Charity Care Costs	Uncompensated Care Costs
Medicare	$ 11.3	$ 5.0	$ 16.2
Medicaid	$ 8.9	$ 5.0	$ 13.8
Commercial	$ 59.7	$ 19.7	$ 79.2
Self-pay	$ 124.9	$ 176.4	$ 301.3
CICP/ Other	$ 12.8	$ 70.5	$ 83.3
Total	$ 217.4	$ 276.5	$ 493.9

In **Table 12**, uncompensated care costs are represented for bad debt and charity care, by payer type. In 2020, uncompensated care costs totaled $493.9 million. The Self-pay category represented 61% or $301.3 million, while CICP/Other represented 16.9% or $83.3 million in uncompensated care costs. The lowest proportion of uncompensated care costs came from the Medicaid with $13.8 million or 2.8% followed closely by Medicare with $16.2 million in uncompensated care costs, or 3.3%. Between 2019 and

2020, total uncompensated care costs increased by 9.2% or an increase of $41.4 million. In the future, the Department will analyze whether the COVID-19 stimulus funding was sufficient to cover the growth of uncompensated care costs between 2019 and 2020.

Charity care costs totaled $276.5 million, or 56% of total uncompensated care. The self-pay payer category represented 63.8% of charity care in 2020 or $176.4 million. The second largest category for charity care uncompensated care costs was the CICP/Other category, totaling $70.5 million, or 25.5%. Between 2019 and 2020, total charity care costs increased by 11.6%, or $28.7 million.

Bad debt costs were $217.4 million, representing approximately 44.0% of total uncompensated care costs. The self-pay category made up half of the costs for bad debt with 57.5%, or $124.9 million. The next highest category was the commercial payers representing 27.4%, or $59.5 million. Between 2019 and 2020, total bad debt costs increased by 6.2%, or $12.7 million.

1. Charity Care Costs

Table 13: 2020 Charity Care Costs by Payer by Peer Group (in million)

Payer Type	Large	Medium	Small	Total
Medicare	$ 3.6	$ 0.6	$ 0.8	$ 5.0
Medicaid	$ 3.4	$ 1.3	$ 0.3	$ 5.0
Commercial	$ 15.8	$ 2.7	$ 1.2	$ 19.7
Self-pay	$ 161.8	$ 9.0	$ 5.5	$ 176.4
CICP/ Other	$ 58.6	$ 9.8	$ 2.0	$ 70.5
Total	$ 243.3	$ 23.4	$ 9.8	$ 276.5

In **Table 13**, charity care costs are broken down by hospital peer groups and by major payer types. In 2020, the large peer group represented 88% of charity care costs ($243.3 million). The large peer group's Self-pay category represented 66.5% of the large peer group's charity care costs or $161.8 million. The medium

peer group made up approximately 8.5% of total charity care costs, or $23.4 million. Unlike the large or the small peer groups, the CICP/Other category made up most charity care costs for the medium peer group with $9.8 million, or 42.0% of total charity care costs. The small peer group represented approximately 3.5% of total charity care costs with $9.8 million. Like the large peer group, the self-pay payer category made up most of the small peer group's charity care costs with $5.5 million, or approximately 56.2% of total charity care costs. Overall, the large peer group made up most charity care costs for each payer type, ranging from 69.3% (Medicaid) and 91.8% (Self-pay).

Table 14: 2020 Charity Care Costs by Payer Type by DOI Region (in millions)

DOI Region	Medicare	Medicaid	Commercial	Self-pay	CICP/ Other	Total
Boulder	$ 0.9	$ 0.3	$ 1.5	$ 6.6	$ 0.7	$ 10.1
Colorado Springs	$ 0.4	$ 0.2	$ 2.2	$ 10.5	$ 7.3	$ 20.5
Denver	$ 1.6	$ 2.9	$ 9.2	$ 119.4	$ 41.4	$ 174.5
East	$ 0.6	$ 0.2	$ 0.6	$ 3.2	$ 2.8	$ 7.3
Ft. Collins	$ 0.2	($ 0.02)	$ 1.3	$ 9.0	$ 4.7	$ 15.1
Grand Junction	$ 0.3	$ 0.3	$ 1.7	$ 5.5	$ 1.7	$ 9.7
Greeley	$ 0.1	($ 0.2)	$ 0.6	$ 13.8	$ 1.4	$ 15.8
Pueblo	$ 0.1	$ 0.1	$ 0.4	$ 1.5	$ 3.5	$ 5.6
West	$ 0.7	$ 1.2	$ 2.2	$ 6.9	$ 7.0	$ 18.0
Total	$ 5.0	$ 5.0	$ 19.7	$ 176.4	$ 70.5	$ 276.5

In **Table 14**, charity care costs are represented in total for each payer type broken down by DOI regions. In 2020, total charity care costs were $276.5 million. Most charity care costs were in the Denver region with $174.5 million, or 63.1%. The second largest region in total for charity care costs was the Colorado Springs region with $20.5 million, or 7.4%.

2. Bad Debt Costs

Table 15: 2020 Bad Debt Costs by Payer by Peer Group (in millions)

Payer Type	Large	Medium	Small	Total
Medicare	$ 4.9	$ 2.2	$ 4.2	$ 11.3
Medicaid	$ 6.5	$ 0.5	$ 1.9	$ 8.9
Commercial	$ 42.2	$ 10.1	$ 7.2	$ 59.5
Self-pay	$ 83.2	$ 28.7	$ 13.0	$ 124.9
CICP/ Other	$ 9.3	$ 0.5	$ 3.1	$ 12.8
Total	$ 146.1	$ 41.9	$ 29.3	$ 217.4

In **Table 15**, bad debt costs are broken down by hospital peer groups and by major payer types. In 2020, the large peer group made up most of bad debt costs which totaled $146.1 million, or 67.2%. Self-pay made up 56.9% of bad debt costs for the large peer group, or $83.2 million. The second largest payer category was the commercial payer, with $42.2 million, or 28.8%. The medium peer group made up approximately 19.3% of total bad debt costs, or $41.9 million. Like the large peer group, the self-pay category made up most of bad debt costs for the medium peer group with $28.7 million, or 68.4%. The small peer group made up approximately 13.5% of total bad debt costs with $29.3 million. Like the large and medium peer group, the self-pay category made up most of the small peer group's bad debt costs with $13.0 million, or 44.4%. Overall, the large peer group made up most of the bad debt costs for each payer type, ranging from 43.8% (Medicare) and 73.1% (Medicaid). The self-pay category made up most of total bad debt costs with $124.9 million, or 57.4%, followed by the Commercial payer group with $59.5 million, or 27.3%.

Table 16: 2020 Bad Debt Costs by Payer Type by DOI Region (in millions)

DOI Region	Medicare	Medicaid	Commercial	Self-Pay	CICP/ Other	Total
Boulder	$ 1.1	($ 0.1)	$ 3.6	$ 2.7	($ 0.02)	$ 7.2
Colorado Springs	($ 0.3)	$ 0.9	$ 7.4	$ 16.1	$ 0.6	$ 24.7
Denver	$ 2.7	$ 5.0	$ 27.3	$ 57.5	$ 5.9	$ 98.5
East	$ 1.6	$ 0.7	$ 1.8	$ 7.9	$ 0.9	$ 12.9
Ft. Collins	$ 0.6	$ 0.5	$ 6.4	$ 9.5	$ 0.1	$ 17.1
Grand Junction	$ 1.0	$ 0.1	$ 2.7	$ 10.7	$ 0.6	$ 15.2
Greeley	$ 0.7	$ 0.6	$ 3.0	$ 4.0	$ 0.2	$ 8.6
Pueblo	($ 0.06)	($ 0.1)	($0.1)	$ 0.2	$ 2.1	$ 2.0
West	$ 3.9	$ 1.4	$ 7.3	$ 16.3	$ 2.4	$ 31.2
Total	$ 11.3	$ 8.9	$ 59.5	$ 124.9	$ 12.8	$ 217.4

In **Table 16**, bad debt costs are represented in total for each payer type and broken down by DOI regions. In 2020, total bad debt costs were $217.4 million. Most bad debt costs were in the Denver region with $98.5 million, or 45.3%. The second largest region in total for bad debt costs was the West region with $31.2 million, or 14.4%. The Denver region was the driver of bad debt costs in 2020 and made up the largest portion of each payer type.

E. Operating Expenses

Operating expenses for hospitals are the expenses incurred from the normal business operations of running and operating a hospital. For a hospital, some of these expenses could include salaries, rent, management fees, purchase of supplies and utilities. In this section, the Department will break down total operating expenses by expense type and review total operating expense over the period.

1. Total Operating Expense Growth 2014 to 2020

This section of the analysis is only looking at hospitals open for the full period of the dataset (from 2014 to 2020) and reported data for all years. In **Graph 3**, total operating expense for all reporting hospitals is displayed for the period of 2014 to 2020. Between this period, the total operating expenses increased by

roughly $4.3 billion, or 37.1%. Between 2019 and 2020, total operating expenses grew by 4.3% or $663.9 million.

Graph 3: Total Operating Expense

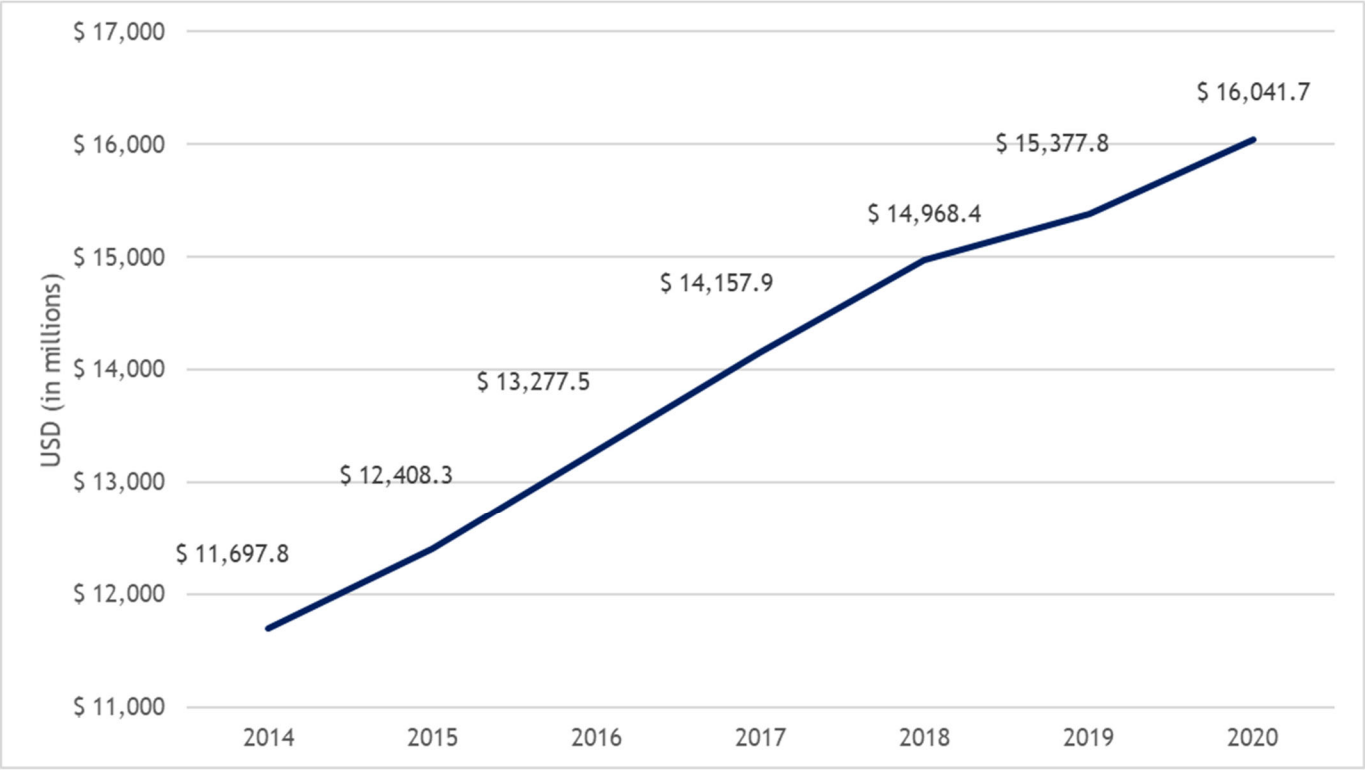

Each year, total operating expenses grew between 7.0% and 2.7%, with an average growth of $723.9 million each year, or 5.4%. Between 2019 and 2020, total operating expenses grew by 4.3%, an increase of $663.9 million.

Between 2019 and 2020, when segregated by hospital peer group, total operating expenses growth is greatest for the small peer group in terms of percent change (7.9%), see **Tables 17** and **18**. The large peer group saw the largest growth in dollars with an increase of $538.9 million, or 4.0%.

Table 17: Total Operating Expense by Total and by Hospital Peer Group (in millions)

Peer Group	2014	2015	2016	2017	2018	2019	2020
Large	$10,296.1	$10,874.1	$11,628.3	$12,406.9	$13,091.9	$13,372.7	$13,911.6
Medium	$978.4	$1,083.1	$1,166.5	$1,235.4	$1,319.7	$1,408.6	$1,486.4
Small	$423.3	$451.1	$482.7	$515.6	$556.8	$596.5	$643.7
Total	$11,697.8	$12,408.3	$13,277.5	$14,157.9	$14,968.4	$15,377.8	$16,041.7

Table 18: Total Operating Expense Percent Change by Hospital Peer Group

Peer Group	Total Operating Expense % Change (2019 -2020)
Large	4.0%
Medium	5.5%
Small	7.9%
Total	4.3%

2. Operating Expense Mix

Hospitals submitted around 30 different types of expenses. Expense types ranged from the highest expense category (salaries, benefits, and wages) to small fill-in categories for expenses like bank fees and debt issuance.

To better understand operating expenses, in addition to reporting the total for each expense type, the Department also asked hospitals to allocate expenses into four categories: direct patient, patient other, general and administrative, and other.

This portion of the analysis will include all hospitals that submitted in 2020, which is data for 82 of the 84 hospitals. The totals below will not match total operating expenses reported in Graph 3 and Table 17 because those numbers are for 57 of 77 hospitals that reported data for years 2014 to 2020. For more information see the **Methodology and Limitations** section above.

The pie chart in **Graph 4** displays a statewide mix of aggregate operating expenses by type for 2020, showing most Colorado hospital expenses are for patient services. **Table 19,** below, provides a more detailed breakdown of operating expenses and uses colors to indicate how the expenses are included in the

operating expense pie chart of **Graph 4**.Patient expenses (service and other) represent approximately 71.9% of Colorado hospital operating expenses. Patient service expenses make up 63.9% of operating expenses, while patient other expenses make up 8.0% of operating expenses.[5] General and administrative expenses represent 14.7% of operating expenses and building and major equipment expenses make up 9.1% of operating expenses. Other expenses represent approximately 4.3% of all operating expenses.

Graph 4: 2020 Mix of Operating Expenses by Type

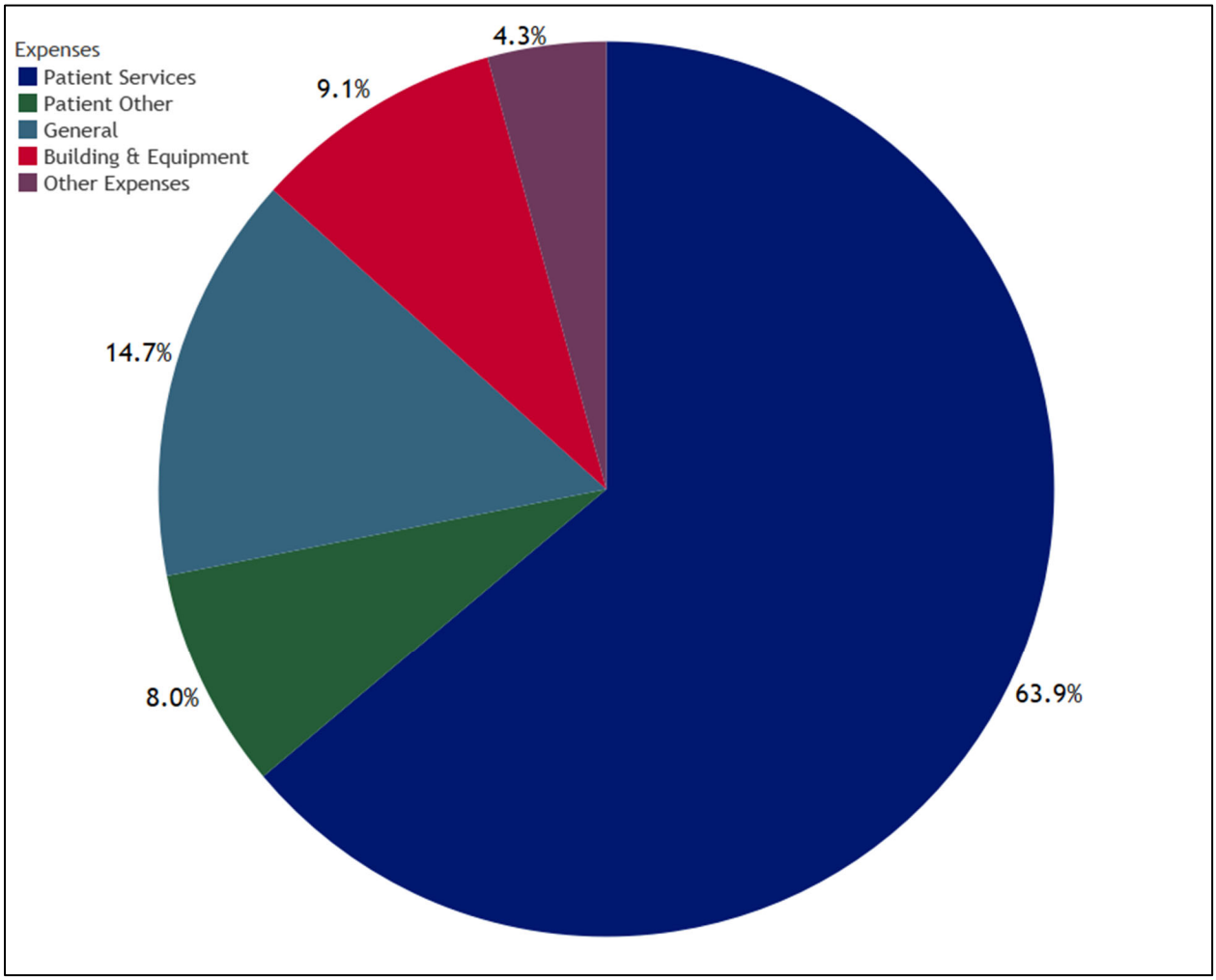

[5] For expenses that hospitals allocated as being for patients, the Department chose expense lines that clearly relate to patient services to be classified as patient services, while the remainder are classified as patient other. Examples of expenses that hospitals reported as being for patients that fall in the patient other category include: contracted services, general other, insurance expense, management fees, provider fees, and purchased services.

Table 19: 2020 Mix of Operating Expenses by Type (in millions)

Expense Type	Expense	Direct Patient	Patient Other	General/ Admin	Other	Total
Services	Salaries, Wages, & Benefits	$5,867.1	$539.0	$1,113.6	$236.7	$7,756.3
Services	Physician Remuneration	$979.1	$8.6	$17.2	$29.1	$1,034.0
Services	Total Supplies	$3,142.9	$56.2	$64.2	$37.1	$3,300.4
Services	All Other	$460.6	$181.8	$0.0	$0.0	$642.4
Other	Interest	$122.4	$0.2	$73.5	$21.3	$217.5
Other	Provider Fee	$303.7	$330.0	$69.2	$316.6	$1,019.4
Other	All Other	$465.5	$188.4	$1,255.5	$110.0	$2,019.4
Building and Equipment	Depreciation	$780.4	$6.5	$204.2	$74.9	$1,066.0
Building and Equipment	Leases & Rental	$129.4	$9.2	$42.2	$4.8	$185.6
Building and Equipment	Maintenance & Utilities	$154.5	$41.7	$121.3	$24.6	$342.1
Total	**Total**	**$12,405.5**	**$1,361.5**	**$2,960.9**	**$855.2**	**$17,583.1**

In **Table 20**, the expense type categories are for years 2019 and 2020. Here, the Department will only compare hospitals that submitted in both 2019 and 2020. Between 2019 and 2020, total patient service expenses increased by $1.6 billion, or an increase of 17.4%. For patient other expenses, there was a decrease of $237.6 million, or 14.6%. Between 2019 and 2020, general and administrative expenses increased by 9.2%, or $216.0 million, while building and major equipment expenses increased by 4.1%, or $62.4 million. Overall, total operating expenses increased $758.6 million, or 4.6%. Since the issue of the unallocated expenses was not a factor in 2020, a portion of these changes, especially patient related expenses, are most likely due to this better allocation from hospitals.

Table 20: 2019 to 2020 Operating Expense Type Totals (in millions)

Expense Type	2019	2020	Percent Change
Patient Services	$ 9,506.3	$ 11,161.3	17.4%
Patient Other	$ 1,632.5	$ 1,394.8	-14.6%
General	$ 2,351.1	$ 2,567.1	9.2
Building and Equipment	$ 1,512.4	$ 1,574.8	4.1%
Other	$ 1,037.1	$ 724.7	-30.1%
Unallocated	$ 624.8	$ 0.0	-100.0%
Total	$ 16,664.2	$17,422.8	4.6%

The legislation directs the Department to present uncompensated care costs as they relate to overall operating costs. Hospitals record uncompensated care as a write-off to gross charges (an offset to revenue) and is accounted for within the presentation of net patient revenue throughout the report. The following analysis includes all 2020 hospitals, not just those who reported in prior years. As depicted in **Graph 5**, uncompensated care costs represent 2.7% of costs when included as an operating expense. When uncompensated care costs are included as a patient expense, total patient expenses represent 72.7% of operating expenses.

Graph 5: 2020 Mix of Operating Expenses with Uncompensated Care Costs by Type

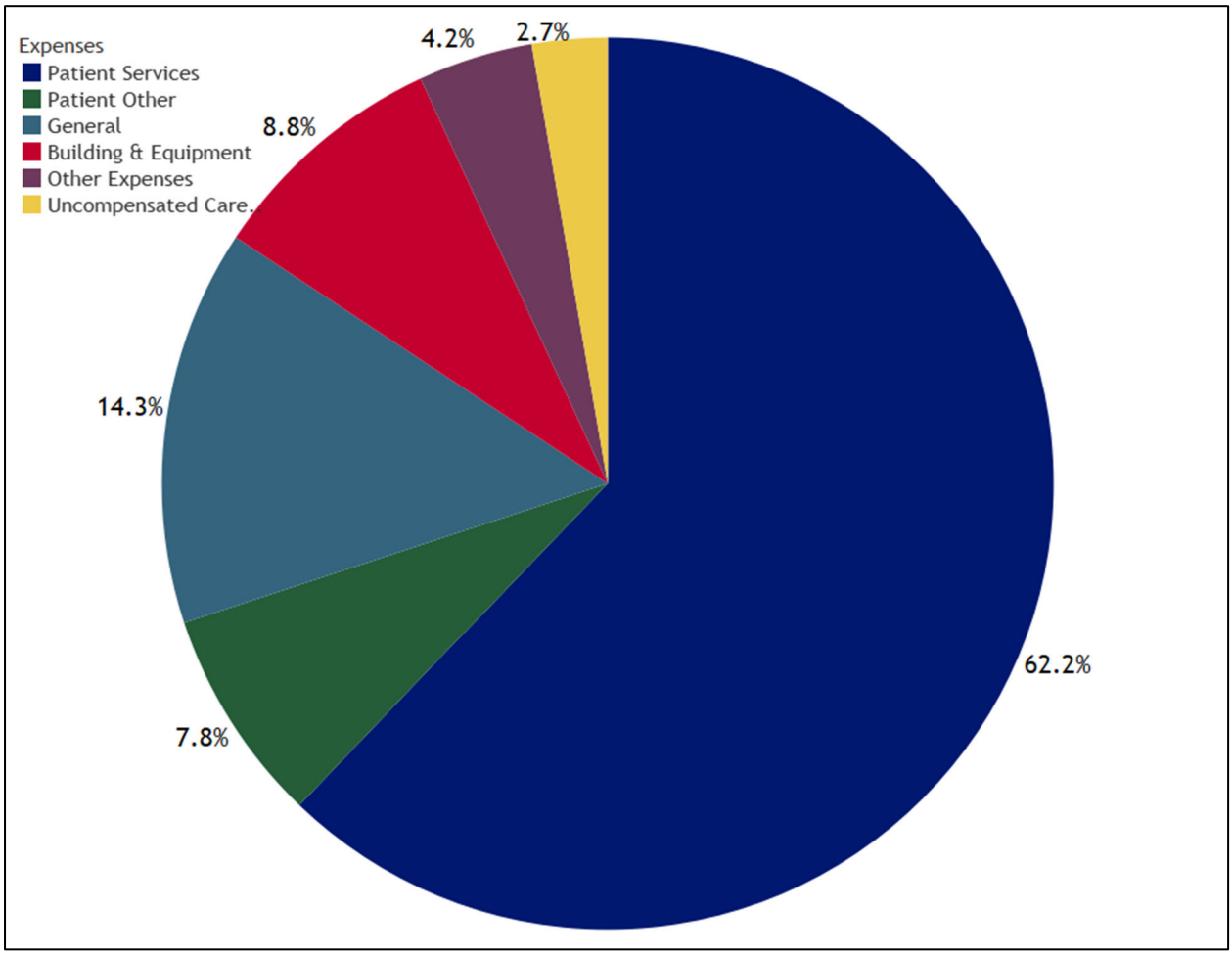

COLORADO
Department of Health Care Policy & Financing

Below (**Graph 6** and **Table 21**) represents the mix of operating expense types by hospital peer group for all hospitals that reported in 2020.

Graph 6: 2020 Operating Expense Mix by Hospital Peer Groups

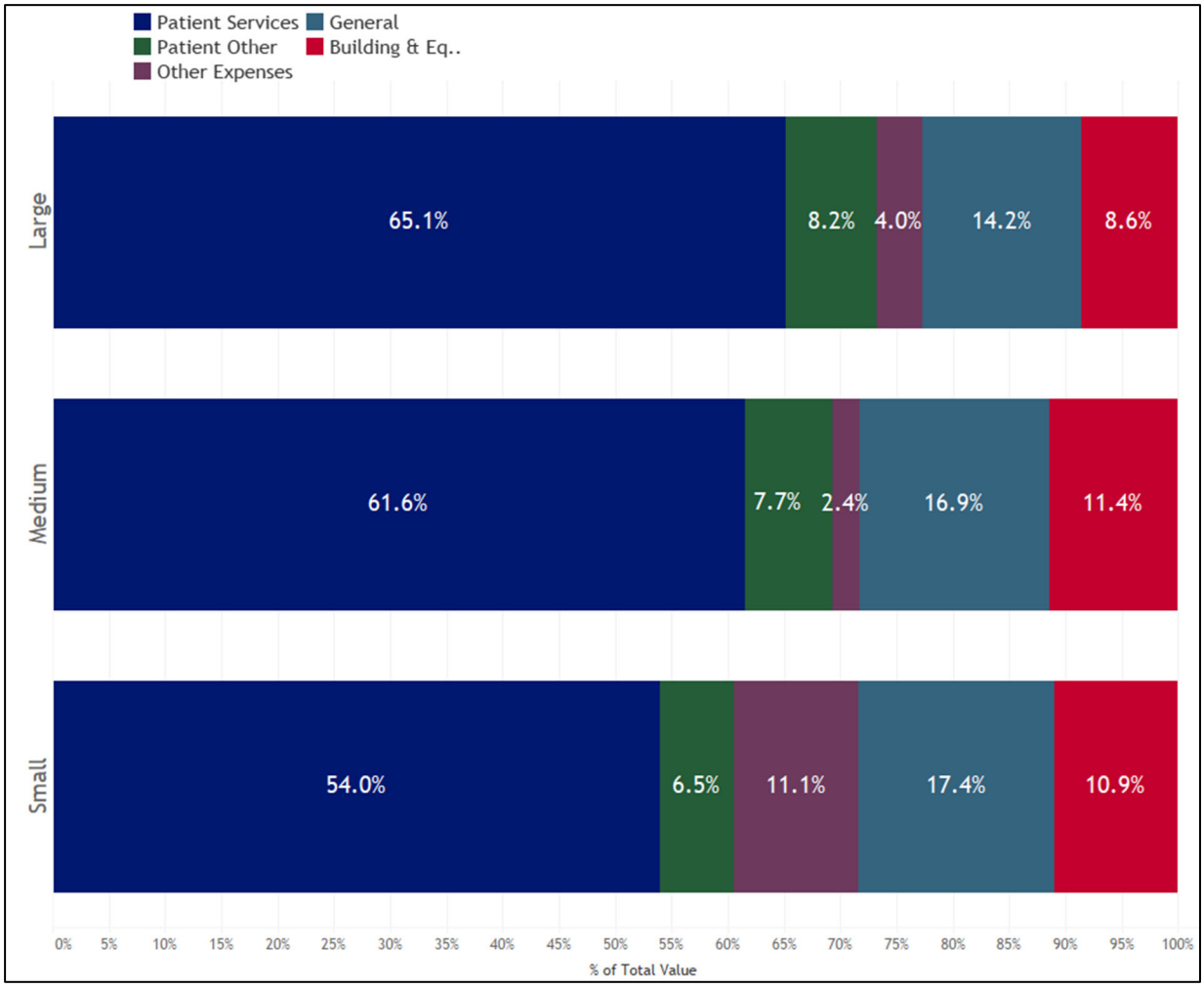

Table 21: 2020 Operating Expense Mix by Hospital Peer Group

Expense Type or Expense	Large	Medium	Small
Patient	**73.3%**	**69.3%**	**60.5%**
Patient Service	65.1%	61.6%	55.2%
Patient Other	8.2%	7.7%	6.1%
General/Administration	**14.2%**	**16.9%**	**17.4%**
Building & Major Equipment	**8.6%**	**11.4%**	**10.9%**
Depreciation	5.8%	7.6%	6.4%
Leases & Rental	1.0%	1.6%	1.2%
Maintenance & Utilities	1.8%	2.2%	3.3%
Other	**4.0%**	**2.4%**	**11.1%**
Grand Total	100.0%	100.0%	100.0%

In 2019, some hospitals in the medium and small category did not allocate their expenses to these categories. Given this limitation, trended analysis for the medium and small peer groups will not be performed.

The breakdown of expenses by peer groups had the following findings:

- The proportion of 2020 and 2019 expenses for large hospitals were similar, with some minor changes. General and administrative costs were the same in 2019 and 2020. There was a slight shift in the proportion of costs for patient services, which increased from 61.7% to 65.1%, while the proportion of building and major equipment expenses decreased 0.1% between 2019 and 2020.

- When compared to the other peer groups, a greater proportion of the large hospital peer group's operating expenses were allocated for patients (patient services plus patient other) at 73.3%. The small hospital peer group's proportion of expenses allocated for patient services plus patient other was the lowest amongst peer groups at 60.5%. The small hospital peer group has the largest

proportion of other expenses (11.1%) and general and administration (17.4%). The Department will continue to watch the proportion of patient expenses in medium and small hospitals as more accurate data, like 2020, is submitted in the years to come.

When operating expenses are reviewed by DOI region (**Graph 7** and **Table 22**), there is regional variation in expense mix when allocated to patient as well as general and administration categories. The Fort Collins region has the highest proportion of expenses allocated to total patient with 77.8%, followed by Colorado Springs with 76.4%. When averaging the region's percentages, building and major equipment expenses were approximately 9.0%, with the Greeley region being the highest (13.9%) with Pueblo as the lowest region (7.1%). On average in 2020, general and administrative expenses were approximately 15.6% between all regions. The regions with the highest proportion of general and administrative expenses were the East (19.2%) and the West (19.2%) regions. This is likely since most hospitals within these regions are small or medium hospitals, which reflects the peer group analysis of expenses.

Graph 7: 2020 Operating Expense Mix by DOI Region

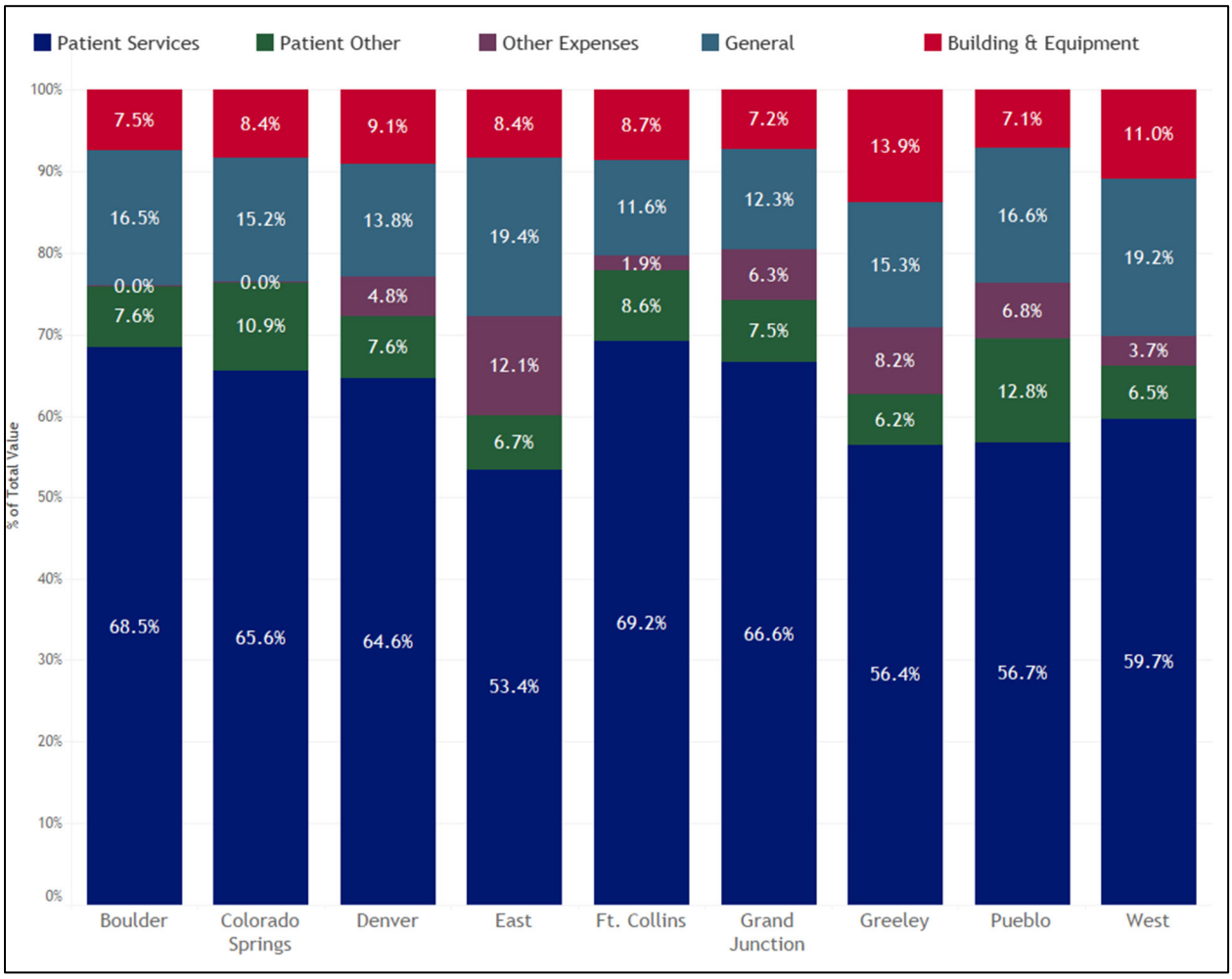

COLORADO
Department of Health Care Policy & Financing

Table 22: 2020 Operating Expense Mix by DOI Region

DOI Region	Boulder	CO Springs	Denver	East	Ft Collins	Grand Junction	Greeley	Pueblo	West
Patient	**76.0%**	**76.4%**	**72.3%**	**60.1%**	**77.8%**	**74.1%**	**62.7%**	**69.5%**	**66.2%**
Patient Service	68.5%	65.6%	64.6%	53.4%	69.2%	66.6%	56.4%	56.7%	59.7%
Patient Other	7.6%	10.9%	7.6%	6.7%	8.6%	7.5%	6.2%	12.8%	6.5%
General/ Administration	**16.5%**	**15.2%**	**13.8%**	**19.4%**	**11.6%**	**12.3%**	**15.3%**	**16.6%**	**19.2%**
Building & Major Equipment	**7.5%**	**8.4%**	**9.1%**	**8.4%**	**8.7%**	**7.2%**	**13.9%**	**7.1%**	**11.0%**
Depreciation	5.9%	5.3%	6.2%	4.3%	5.2%	5.4%	10.3%	4.3%	6.7%
Leases & Rental	1.0%	1.5%	1.0%	0.6%	0.9%	0.9%	0.1%	0.9%	1.6%
Maintenance & Utilities	0.6%	1.5%	1.8%	3.4%	2.6%	0.9%	3.5%	1.9%	2.7%
Other	**0.0%**	**0.0%**	**4.8%**	**12.1%**	**1.9%**	**6.3%**	**8.2%**	**6.8%**	**2.7%**
Grand Total	100.0%	100.0%	100.0%	100.0%	100.0%	100.0%	100.0%	100.0%	100.0%

In **Table 23**, the percent change for comparable total expense categories are displayed. Between 2019 and 2020, total payroll expense increased by 5.1% (an increase of $287.3 million), whereas total salaries, wages, and benefits increased by 4.5% (an increase of $333.6 million). 2020 saw a decrease in contracted labor expenses by 10.1%, or a decrease of $27.1 million. Between 2019 and 2020, total supplies expenses increased by 3.1%, or $97.1 million. There was a decrease of approximately 20.0%, or $45.7 million, for lease and rental expenses. For maintenance and utilities there was a decrease of 3.5%, or a decrease of $12.1 million. The Department will continue to review and monitor these trends in future years to analyze the impact of the COVID-19 Pandemic on hospital expenses.

Table 23: 2019 -2020 Operating Expenses Percent Change

Expense	% Change (2019 - 2020)
Total payroll	5.1%
Employee benefits	5.2%
Contracted labor	-10.1%
Total salaries, wages, benefits	4.5%
Total supplies	3.1%
Depreciation	13.3%
Leases & Rental	-20.0%
Maintenance & Utilities	-3.5%
Interest	0.9%

3. Inpatient and Outpatient Service Split

The Department is using hospital submitted charge information to determine the expenses split between inpatient and outpatient services. This was determined after reviewing hospital submissions and consulting with hospital stakeholders.

Graph 8 represents the averaged proportion of expenses that are for inpatient and outpatient services for all hospitals that submitted during 2020. On average, inpatient expenses represented 32.3% while outpatient services represented 64.7%.

Graph 8: 2020 Inpatient and Outpatient Expense Split

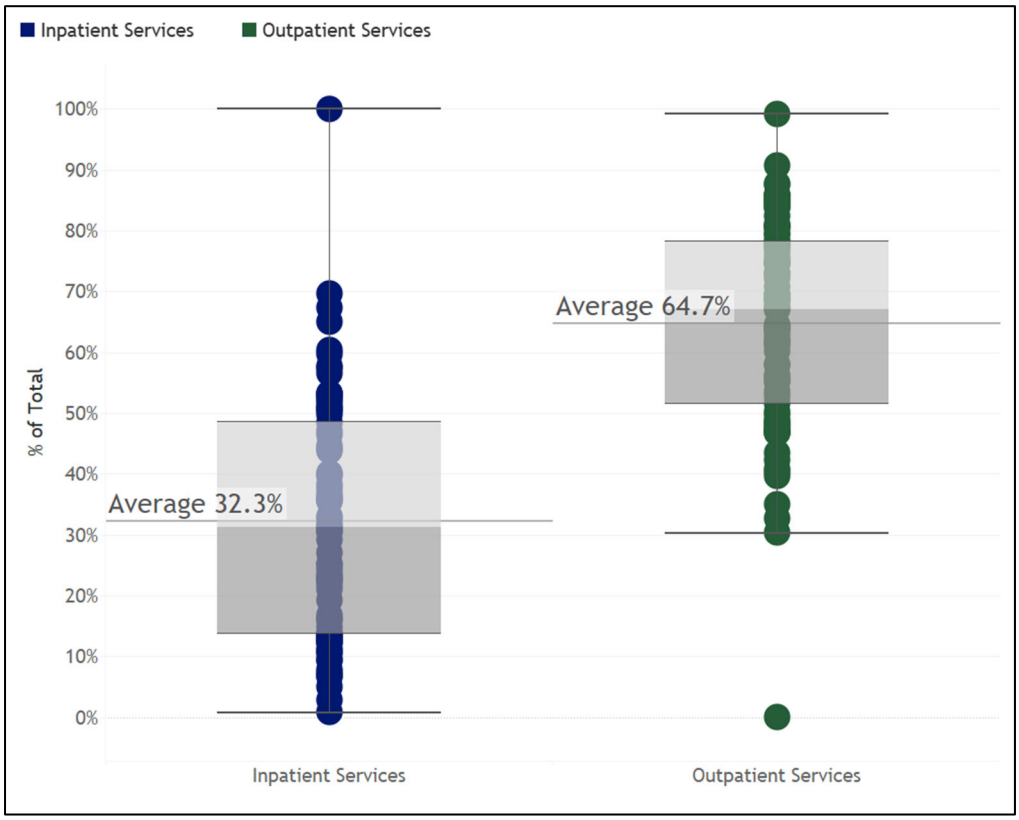

Looking at the inpatient and outpatient service split reveals the variation amongst the hospital peer groups (**Graph 9**). The large group does not reflect the split present in **Graph 8**. The inpatient and outpatient split for the large peer group is fairly even, 48.5% for inpatient and 51.2% outpatient. The medium peer group's inpatient and outpatient service split is more like the overall averaged values, with inpatient services representing 31.1% of expenses while outpatient services represent an average of 67.8%. The small peer group's expenses are the most heavily weighted towards outpatient services as hospitals in that peer group reported 75.6% of their service expenses for outpatient services and 18.1% for inpatient services. This higher outpatient utilization in the small, often rural hospitals, aligns with the strategic opportunity to repurpose unused inpatient rural beds to meet emerging community needs.

Graph 9: 2020 Inpatient and Outpatient Expense Split by Hospital Peer Group

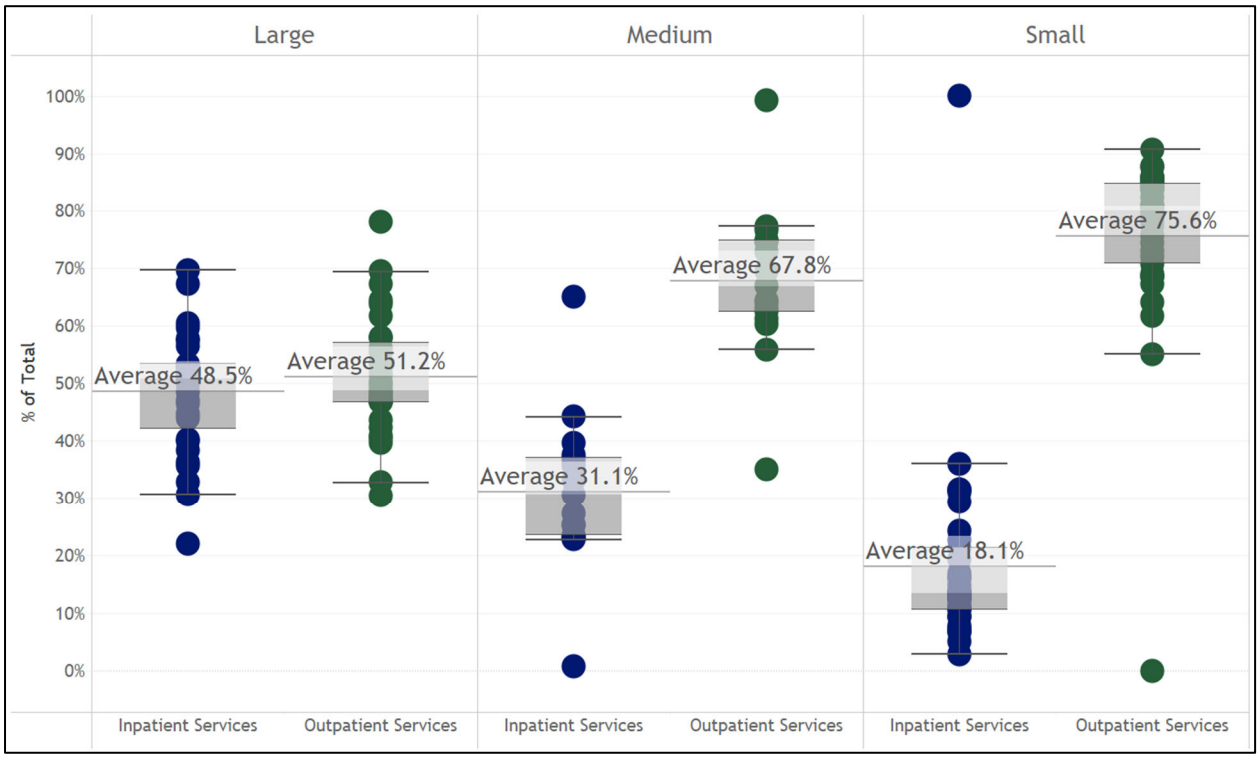

As seen in **Graph 10**, regions with more small and medium hospitals have more outpatient service expenses than inpatient service expenses. Along with size, distance from the state's most populous metropolitan region, Denver, seems to correspond with the proportion of expenses allocated between inpatient and outpatient services. In the regions with the highest proportion of small and medium hospitals (the East and West regions), the split between inpatient and outpatient is most noticeable, with small hospitals having the highest proportion of outpatient services and lower inpatient services compared to their regional peers.

Graph 10: 2020 Inpatient (IP) and Outpatient (OP) Expense Split by DOI Region

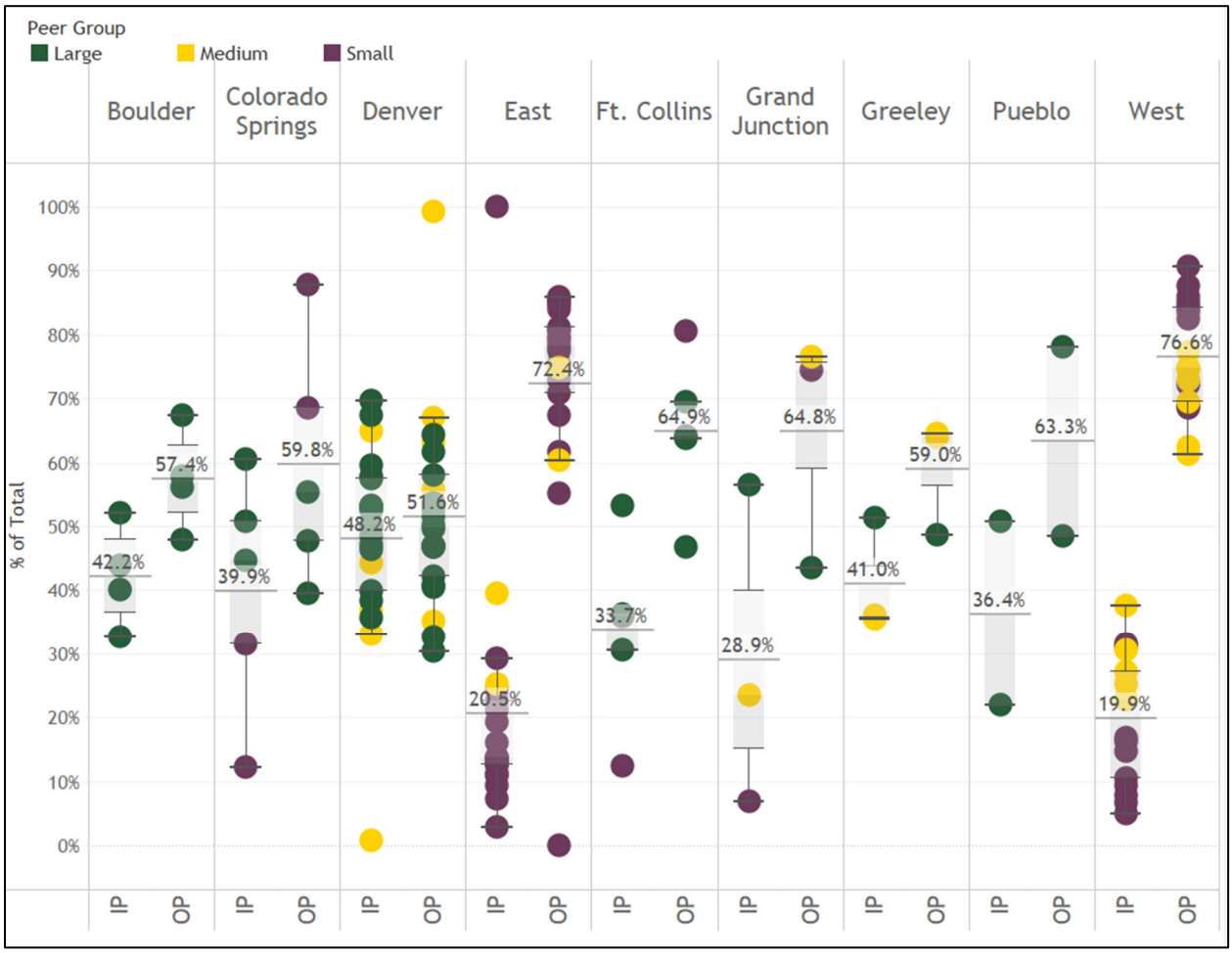

F. Payer Mix

Payer mix is the percentage composition of all the payer types that make up hospital services. The Department assesses payer mix by looking at the proportion of payer types that make up total charges.[6] To assess payer mix, proportions of charges are calculated. The dataset has five payer types: Medicare, Medicaid, commercial, self-pay, and CICP/Other.

[6] A hospital's chargemaster is a layer of financial values tied to services rendered that applies to all patients. Two patients who receive the same services will be "charged" the same amount. What the patients and their insurance coverage will end up paying varies based on their insurance's negotiated rate with the hospital. As the top layer of the charge system is universal amongst patients, charges are a good indication of the proportion of services associated with a payer type.

Graph 11 and **Table 24** shows payer mix has not changed significantly between 2014 and 2020, but there has been some shift between payer types. In 2020, more people were insured through public programs (60.0% Medicaid/Medicare payer mix) than in 2014 (55.1% Medicaid/Medicare payer mix). Interestingly, and despite the COVID-19-induced recession which caused an increase in Coloradans covered by Medicaid in 2020, Medicaid payer mix increased from 2014 to 2017 (from 19.3% to 22.3%). It was then consistent between 2018 and 2020, even decreasing slightly, perhaps reflecting the healthier population moving from employer sponsored commercial coverage and onto Medicaid.

Graph 11: Payer Mix

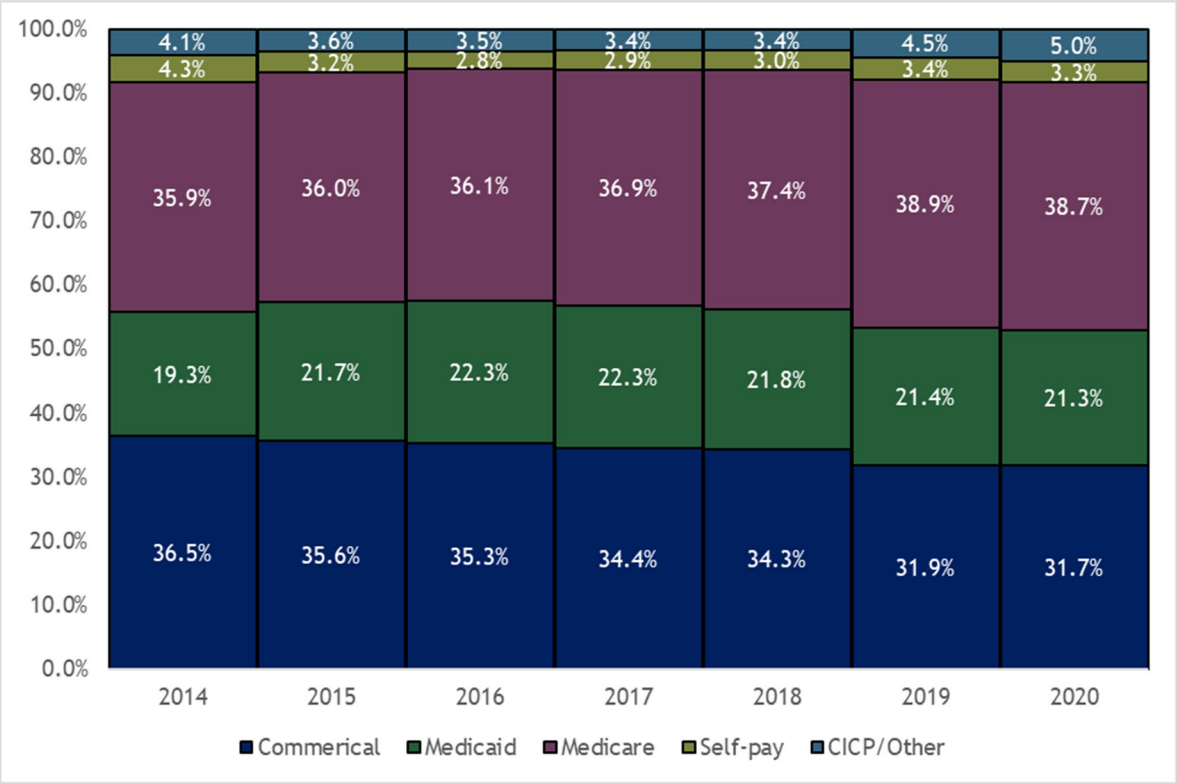

Table 24: Payer Mix

Year	Commercial	Medicaid	Medicare	Self-pay	CICP/Other
2014	36.5%	19.3%	35.9%	4.3%	4.1%
2015	35.6%	21.7%	36.0%	3.2%	3.6%
2016	35.3%	22.3%	36.1%	2.8%	3.5%
2017	34.4%	22.3%	36.9%	2.9%	3.4%
2018	34.3%	21.8%	37.4%	3.0%	3.4%
2019	31.9%	21.4%	38.9%	3.4%	4.5%
2020	31.7%	21.3%	38.7%	3.3%	5.0%

The Department also looked at payer mix by the hospital peer groups, displayed in **Graphs 12 to 14**. Some interesting findings from this view of the data are that the small peer group has the lowest commercial payer mix for all years (26.3% in 2020) and this hospital peer group also has the highest proportion of self-pay payer types (3.9% in 2020). Most patients seen at small peer group hospitals are covered through Medicare. Medicare is now the largest payer mix of the large and medium peer group's payer mix as well. Between 2019 and 2020, the medium peer group's Medicare portion grew to 41.1% from 40.4%. For all hospital peer groups, there was an increase in the proportion of Medicaid payer mix between 2014 and 2017, with slight decreases since 2018 – again, an interesting insight given the COVID-19-induced recession.

Graph 12: Large Hospital Peer Group Payer Mix

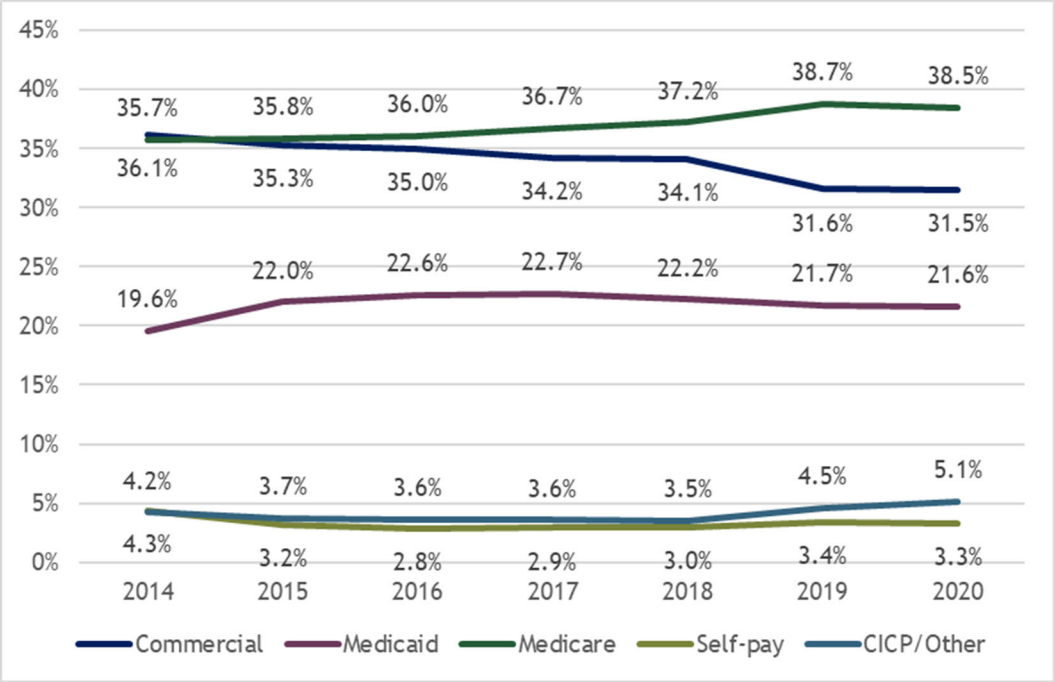

Graph 13: Medium Hospital Peer Group Payer Mix

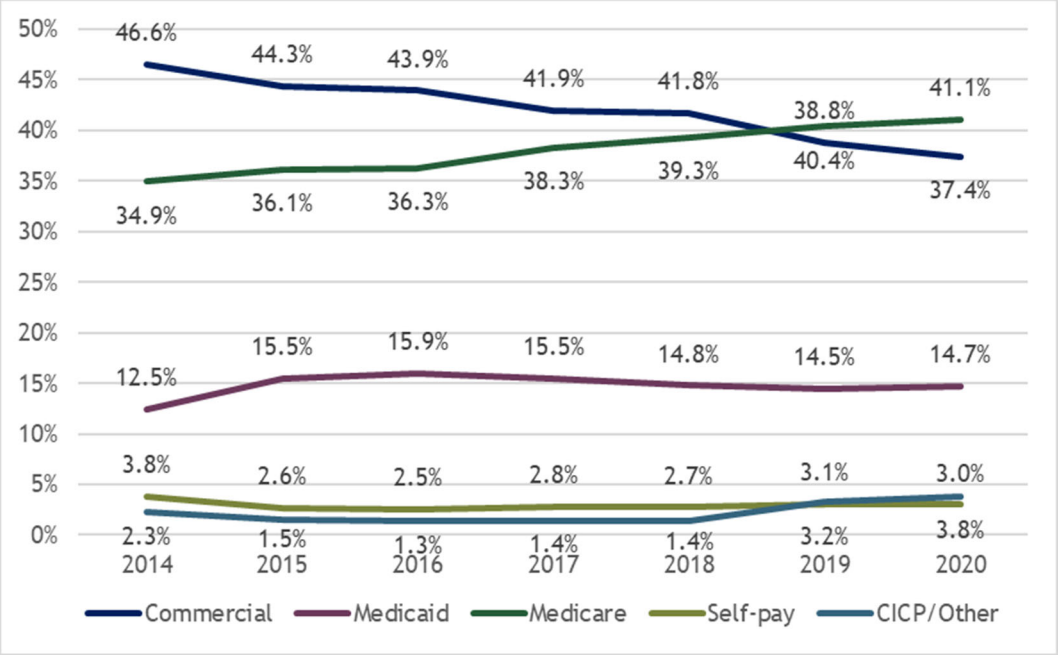

COLORADO
Department of Health Care Policy & Financing

Graph 14: Small Hospital Peer Group Payer Mix

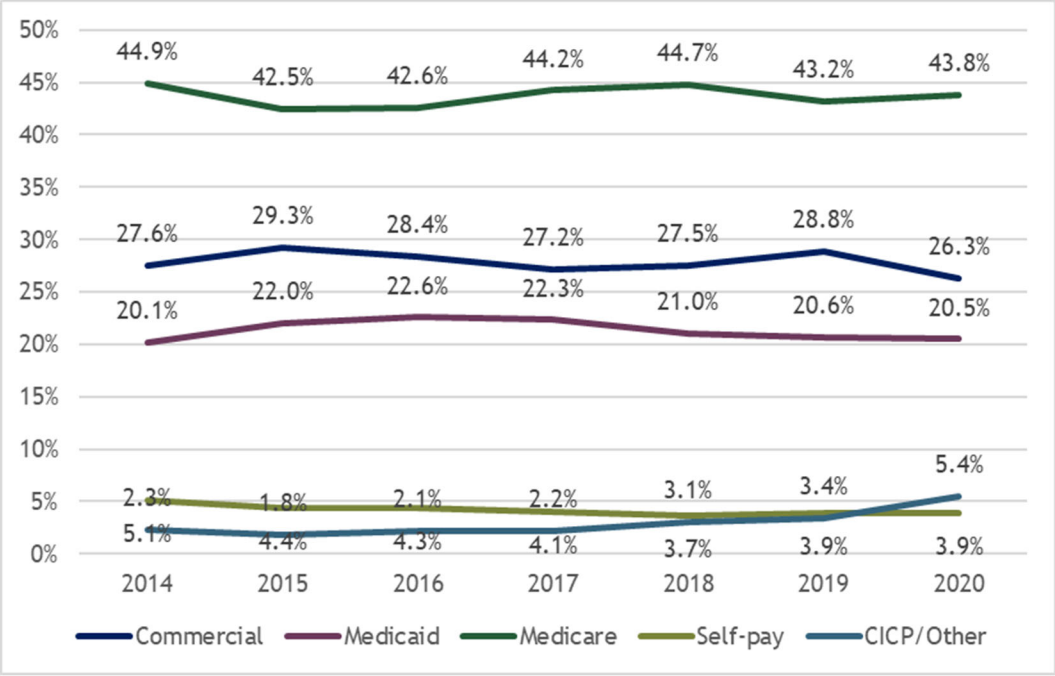

III. Conclusion

The Department thanks all of Colorado's hospitals for their help with the completion of this report. Without their feedback and thoughtfulness during the submission process, this report would not be as robust as it is.

Satisfying requirements from HB 19-1001, this report provides information on hospital uncompensated care and operating expenses and other financial fields.

When reviewing all hospitals submitting data in 2020, consider the following major findings:

- In 2020, net patient revenue totaled $17.9 billion, primarily composed of the commercial payer category at 51.3% ($9.2 billion), followed by Medicare at 25.2% ($4.5 billion) and Medicaid at 17.1% ($3.1 billion).

- In 2020, hospitals experienced $493.9 million in total uncompensated care costs. Reflective of the financial challenges of an uninsured person's ability to pay and utilization of the hospital's charity care program, the self-pay payer category was the largest portion of uncompensated costs and its

components (bad debt costs and charity care costs) in 2020 were $301.3 million, or 61.0%.

- Hospital operating expenses totaled $17.6 billion in 2020, mostly driven by patient expenses (72.0%) representing $12.5 billion of all operating expense. 28.0% of all operating expenses do not go towards servicing patients directly. Patient service expenses generate 63.9% of all operating expenses and 8.0% for other patient related expenses. Summed together these equal the total patient expenses. General and Administrative expenses were the second largest type of expenses at $2.6 billion or 14.7%. Building and equipment expenses represented 9.1% of all operating expenses ($1.6 billion). When included as an operating expense, uncompensated care costs represent 2.7% of operating expenses. These costs do not make up a significant portion of a hospital's expenses.

For hospitals that submitted in both 2019 and 2020, the year over year comparison found:

- Across all reporting hospitals, the average hospital provides more outpatient services than inpatient services, with 32.3% for inpatient services and 64.7% for outpatient services. The average small hospital, which are typically critical access and rural hospitals, provide three times more outpatient services (75.6%) than inpatient services, while large hospital systems provide an average of 48.5% inpatient and 51.2% outpatient services.

- For hospitals that reported for all years between 2014 and 2020, net patient revenue grew from $11.9 billion to roughly $16.4 billion, an increase of 35.5% from 2014, or an average of 5.2% over the period. The Department is looking into what type of hospitals and which payers are driving this increase.

- Using the dataset inclusive of all hospitals submitting in both years, between 2019 and 2020, net patient revenue increased by $264.6 million, or an 1.5% increase. Given that the net patient revenue does not include federal COVID-19 stimulus, it is notable that hospitals' patient revenues increased between 2019 and 2020 despite the stay-at-home effort and the hold on elective procedures during the first months of the pandemic.

- Uncompensated care costs increased 9.2% between 2019 and 2020, with charity care representing $276.5 million or 56.0%, and bad debt costs representing $217.4 million, or 44.0%. The self-pay payer type category was the largest portion of uncompensated costs in 2020 with $301.3 million, or 61.0% and also the largest in both charity care and bad debt, $176.4 million and $124.9 million, respectively.

- Uncompensated care charges increased minimally by 0.7% between 2019 and 2020, or $11.6 million, driven by the large and medium peer group hospitals. The medium peer group increased its total uncompensated care charges by 2.4% from 2019 and the large peer group, increased by 0.8%. The small peer group decreased its total uncompensated care charges by 7.7%.

- In reviewing the two components of uncompensated care (bad debt and charity care) the data shows that from 2019 to 2020 bad debt charges decreased by 15.2% overall, or approximately a decrease of $110.7 million, whereas charity care charges increased by 13.2%, or an increase of $122.4 million. The small peer group decreased its total uncompensated care charges by 7.7%, the medium peer group increased its total uncompensated care charges by 2.4% from 2019, and finally the large peer group, increased by 0.8%.

- Between 2019 and 2020, total operating expenses increased $758.6 million to $17.4 billion. Patient service expenses increased the most (a $1.6 billion increase), but some of this increase is likely because of Department efforts to ensure no unallocated expenses.

- Total operating expenses increased on average $723.9 million per year or 5.4%. Total operating expenses increased by approximately $663.8 million to a total of $16.0 billion between 2019 and 2020.

- The Department's analysis shows the mix of expenses that make up total operating expenses remains relatively consistent. Salaries, wages, and benefits were the largest operating expense for all peer groups through the years. However, proportions of salaries, wages and benefits among the hospital peer groups varied. The smaller the hospital size peer group, the greater the proportion of salaries, wages and benefits expense and general

& administrative expenses. Additionally, with the breakdown of allocation type, most expense types were allocated to the patient category.

Between 2019 and 2020, hospital peer groups had the following findings for operating expense analysis:

- The proportion of expense types for large hospitals remained largely the same between 2019 and 2020. General and administrative costs were the same proportion. Patient services increased from 61.7% to 65.1%. Building and major equipment expenses stayed relatively flat (down 0.1%) between 2019 and 2020.
- A greater proportion of the large hospital peer group's operating expenses were allocated for patients (73.3%), while the small hospital peer group's proportion of expenses allocated as for patients was the lowest at 60.5%. This indicates that large hospitals have operational economies of scale.
- The small hospital peer group has the largest proportion of "other" expenses (11.1%) and general and administration (17.4%).

With the Department's payer mix analysis, between 2014 and 2019 the conclusion is there were shifts in payer mix from commercial and self-pay categories to Medicare and Medicaid over the period. Between 2019 and 2020, small decreases in Medicare, Medicaid, and commercial payers were shifted to the CICP/Other category. Additionally, the payer mix for the small hospital peer group had the lowest percentage of commercial when compared to the large and medium hospital peer groups. Among other reasons, this explains the lower margins associated with the smaller rural hospitals and why they struggle to make the modernization investments that the larger systems can afford to make.

See the **Hospital Expenditure Report Detailed Dataset by Hospital** for a full report of each hospital's data.

IV. Map & Definitions

A. Map of Colorado Hospitals Identified by Hospital Peer Group and DOI Regions

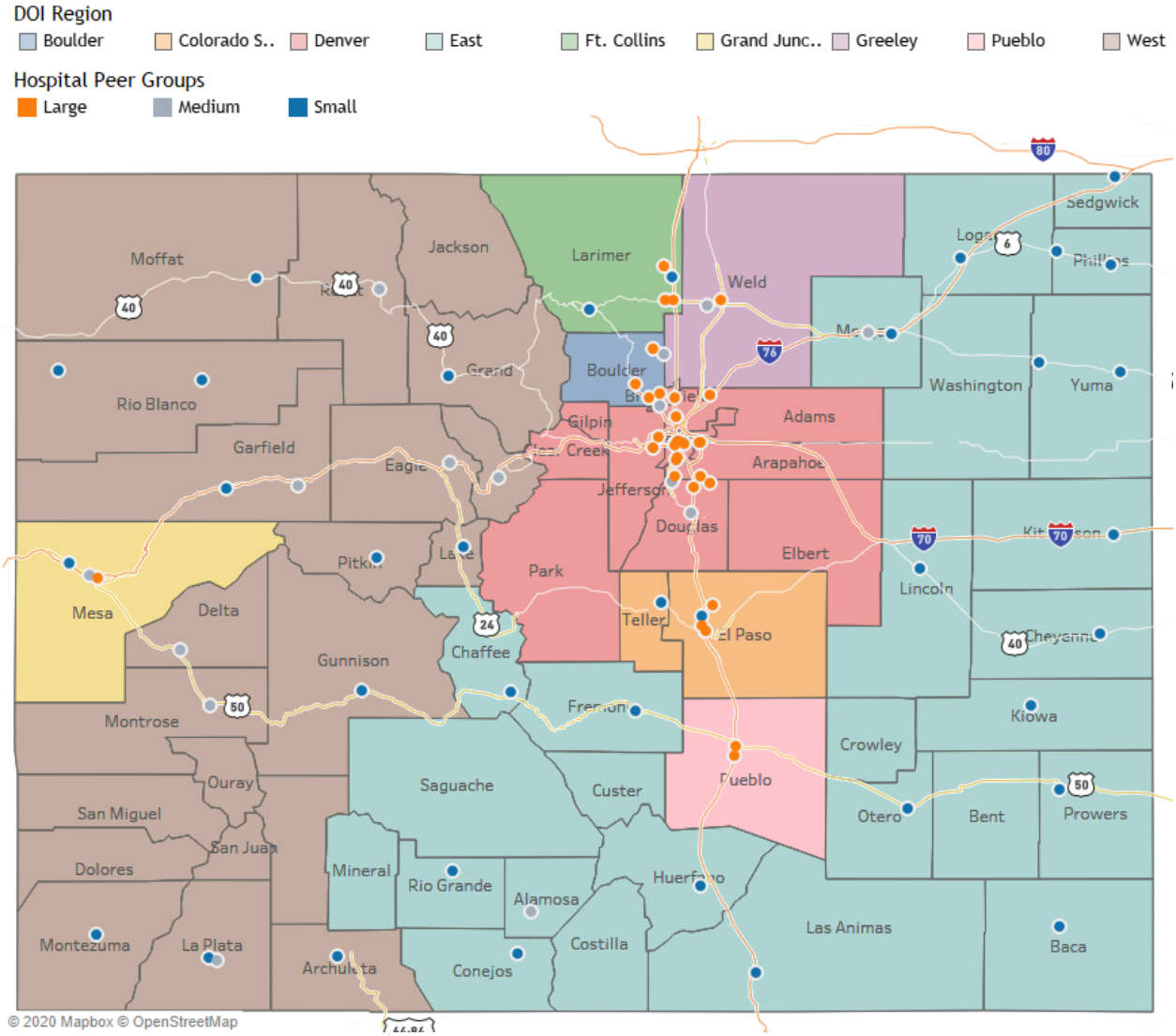

COLORADO
Department of Health Care Policy & Financing

B. Definitions

Affordable Care Act (ACA): The comprehensive federal health care reform law enacted in March 2010. The law was enacted in two parts: The Patient Protection and Affordable Care Act was signed into law on March 23, 2010 and was amended by the Health Care and Education Reconciliation Act on March 30, 2010. The name "Affordable Care Act" is used to refer to the final, amended version of the law.

Bad debt: The sum of all charged amounts a provider billed but did not receive payment for the service.

Charity care: The sum of all charged amounts determined by the health care provider to be charity care and thus unreceived revenue.

Colorado Healthcare Affordability and Sustainability Enterprise Board (CHASE Board): The CHASE Board makes recommendations to the Medical Services Board regarding the implementation of the health care affordability and sustainability fee. The CHASE Board also directs the implementation of delivery system reform incentive payments program and monitors the impact of the fee on the health care market.

Contractual allowances: Also known as adjustments, contractual allowances are the difference between what a health care provider charges for the care provided to the patient and what the provider will be contractually paid by a third-party (commercial insurer and/or government program such as Medicare, Medicaid, etc.).

Critical access hospitals: A hospital qualified as a critical access hospital under 42 U.S.C. § 1395i4(c)(2) and certified as a critical access hospital by the Colorado Department of Public Health and Environment

Department of Health Care Policy & Financing (Department): A department of the government of the State of Colorado.

DATABANK Program: An online program available to Colorado Hospital Association members and serves as a centralized location for the collection of hospital utilization and financial data.

Depreciation expense: The decrease in the fair value of a tangible asset, reported as an expense for the reporting period.

Discharge: A record of a formal release of a patient. This excludes newborns leaving with mothers, death on arrivals and includes death.

General hospital: A hospital licensed as a general hospital by the Colorado Department of Public Health and Environment. Sometimes referred to as a "short-stay, acute care hospital".

Health system: Also known as hospital system. A multi-hospital system is two or more hospital owned, leased, sponsored or contract managed by a central organization.

Hospital peer groups: For the purposes of this report hospital peer groups are determined by grouping together number of licensed beds (for a definition of licensed beds please see below). The three (3) peer groups are as follow: the small peer group with 25 or fewer beds, the medium peer group with 26 to 90 beds, and the large peer group with 91 or more beds.

House Bill 19-1001: The Hospital Transparency Measures to Analyze Efficacy Bill signed into law on March 28, 2019.

Interest expense: Expenses for mortgages, bonds, notes, lines-of-credit, convertible debt and any other short-term or long-term borrowings.

Licensed beds: The maximum number of beds a licensure agency, such as the state or other governing body, allows a hospital or health facility to operate at any given time. Provide the number of beds at the end of the fiscal year.

Long-term care hospital: A general hospital that is certified as a long-term care hospital by the Colorado Department of Public Health and Environment. Sometimes referred to as a sub-acute care hospital or long-term acute care hospital.

Major payer groups: A major payer in health care is the entity or individual paying the medical bill or claim. The major payers for the purposes of this report are Medicare, Medicaid, commercial and self-pay. Others can

include compensation programs, like workman's compensation, and other government programs, like TRICARE/CHAMPUS.

Medicare Cost Reports: Medicare hospital cost report, form Center for Medicare and Medicaid Services (CMS) 2552-96 or CMS 2552-10, or any successor form created by CMS, and the annual required submission of worksheets and schedules by Medicare certified providers used for Medicare reimbursement

Net patient revenue: Net patient revenue approximates the payments a hospital receives for patient services. Net patient revenue is calculated by totaling all charges the hospital billed to patients, subtracting contractual allowances, and then subtracting bad debt and charity care.

Table 14: Net Patient Revenue Calculation

Calculation	Variable
	Total charges
-	Total contractual allowance
-	Total charity care
-	Total bad debt
=	Net patient revenue

Other expense: The difference between total operating expense and specified categories of expenses (salaries, wages, and benefits, supply, interest, and depreciation). These expenses might be for taxes, utilization, contract services, fees, insurance, marketing expenses, etc.

Outpatient visit: Determined by counting only one visit day for each calendar day a patient visits an outpatient department or multiple outpatient departments.

Psychiatric Hospital: A hospital licensed as a psychiatric hospital by the Colorado Department of Public Health and Environment.

Rehabilitation hospital: An inpatient rehabilitation facility.

Salaries, Wages and Benefit Expense: Salaries and wages paid to hospital employees and employee benefits paid and provided by the hospital. These

include employee expenses for physicians, interns, residents, other trainees, facility employees and home office wages.

Supply expense: The sum of all expenses related to medical supplies, food, housekeeping, maintenance, general facility upkeep, minor equipment, administration, and medical drugs.

Total operating expense: The sum of all operating expenses to run the hospital. This includes expenses like materials, supplies, contract services, management fees and home office allocations, depreciation, interest, taxes, consultants' services, utilities, pharmaceuticals, and insurance.

Table 15: Total Operating Expense Calculation

Calculation	Variable
	Depreciation
+	Interest
+	Salaries, wages, and benefits
+	Supplies
+	All other expenses
=	Total operating expenses

Uncompensated care: Health care or services provided by hospitals or health care providers that are not reimbursed.

Bad Debt Costs by Payer

Peer Group	Hospital Name	System	DOI Region	Medicare	Medicaid	Commercial	Self Pay	CICP/Other	Total
Large	Avista Adventist Hospital	Centura Health Adventist	Boulder	-74,673	-116,393	214,256	759,747	-76,565	706,372
	Boulder Community Health		Boulder	1,062,779	65,917	1,871,554	375,411	7,067	3,382,727
	Children's Hospital Colorado	Childrens	Denver	856,969	4,511,033	4,650,888	1,987,352	2,915,711	14,921,953
	Children's Hospital Colorado Springs	Childrens	Colorado Springs	0	464,608	494,833	0	550,707	1,510,149
	Denver Health Medical Center		Denver	1,053,969	385,529	5,936,991	23,512,508	2,354,265	33,243,262
	Good Samaritan Medical Center	SCL Health	Boulder	96,588	-62	912,263	249,569	73,570	1,331,926
	Littleton Adventist Hospital	Centura Health Adventist	Denver	-145,279	-73,408	1,067,424	2,451,817	-16,819	3,283,735
	Longmont United Hospital	Centura Health CHI	Boulder	-26,679	-33,790	559,589	1,358,276	-32,584	1,824,814
	Lutheran Medical Center	SCL Health	Denver	401,744	34,305	793,110	1,409,308	175,483	2,813,949
	McKee Medical Center	Banner Health	Ft. Collins	168,561	99,318	591,147	409,519	38,954	1,307,499
	Medical Center of the Rockies	UCHealth	Ft. Collins	105,717	110,926	2,613,327	3,517,821	-28,680	6,319,111
	Memorial Hospital Central	UCHealth	Colorado Springs	37,351	395,042	4,392,554	10,497,758	702,624	16,025,329
	North Colorado Medical Center	Banner Health	Greeley	599,362	519,851	1,086,862	695,861	187,767	3,089,702
	North Suburban Medical Center	HealthONE	Denver	35,959	649	188,413	289,987	7,322	522,329
	Parker Adventist Hospital	Centura Health Adventist	Denver	56,889	-134,761	1,112,983	2,022,592	35,401	3,093,104
	Parkview Medical Center		Pueblo	0	0	0	0	2,184,169	2,184,169
	Penrose-St. Francis Health Services	Centura Health CHI	Colorado Springs	99,100	4,499	1,505,854	4,206,998	-623,570	5,192,882
	Platte Valley Medical Center	SCL Health	Denver	265,052	10,029	1,293,002	1,134,061	484,734	3,186,878
	Porter Adventist Hospital	Centura Health Adventist	Denver	-1,514,556	-321,831	840,637	2,794,802	-401,115	1,397,938
	Poudre Valley Hospital	UCHealth	Ft. Collins	336,958	190,285	2,709,484	4,988,076	73,891	8,298,694
	Presbyterian/St. Luke's Medical Center	HealthONE	Denver	59,548	1,071	274,722	287,702	21,009	644,052
	Rose Medical Center	HealthONE	Denver	22,822	480	126,360	88,524	7,327	245,513
	Sky Ridge Medical Center	HealthONE	Denver	42,921	383	327,371	139,016	20,982	530,673
	St. Anthony Hospital	Centura Health CHI	Denver	5,333	-63,896	1,170,058	3,289,631	32,116	4,433,242
	St. Anthony North Health Campus	Centura Health CHI	Denver	153,200	-42,107	1,071,915	2,063,948	-54,330	3,192,627
	St. Joseph Hospital	SCL Health	Denver	393,910	239,309	1,184,671	877,870	55,438	2,751,197
	St. Mary-Corwin Medical Center	Centura Health CHI	Pueblo	-68,717	-117,590	-131,530	207,398	-81,554	-191,993
	St. Mary's Hospital & Medical Center, Inc.	SCL Health	Grand Junction	438,712	-38,837	599,659	1,516,756	519,307	3,035,597
	Swedish Medical Center	HealthONE	Denver	-123,283	-1,933	-427,422	-490,589	-16,580	-1,059,807
	The Medical Center of Aurora	HealthONE	Denver	-39,769	-581	-150,007	-198,497	-4,768	-393,622
	University of Colorado Hospital	UCHealth	Denver	634,110	389,001	5,332,273	12,754,137	207,254	19,316,774
	Total			4,934,596	6,477,045	42,213,240	83,197,361	9,318,533	146,140,775
Medium	Broomfield Hospital	UCHealth	Denver	3,188	-781	624,890	798,029	8,946	1,434,271
	Castle Rock Adventist Hospital	Centura Health Adventist	Denver	10,468	8,237	798,640	1,108,661	59,973	1,985,979
	Colorado Plains Medical Center	LifePoint	East	260,188	176,044	168,825	21,028	81,837	707,923
	Community Hospital		Grand Junction	205,326	118,686	1,887,099	8,950,962	109,424	11,271,496
	Delta Health		West	497,016	165,672	220,896	27,612	9,204	920,400
	Longs Peak Hospital	UCHealth	Greeley	54,283	61,102	951,670	1,636,921	14,862	2,718,839
	Mercy Regional Medical Center	Centura Health CHI	West	167,111	-144,424	929,654	1,137,575	-1,102	2,088,815
	Montrose Memorial Hospital		West	0	0	0	1,374,883	0	1,374,883
	National Jewish Health		Denver	479,995	11,524	976,687	144,054	30,971	1,643,232
	OrthoColorado Hospital	Centura Health CHI	Denver	73,763	-3	15,417	6,599	-495	95,281
	San Luis Valley Health Regional Medical Ce..	San Luis Valley	East	313,433	52,239	143,657	652,986	143,656	1,305,971
	St. Anthony Summit Medical Center	Centura Health CHI	West	-29,020	-47,732	1,125,625	1,618,203	-39,880	2,627,196
	UCHealth Greeley	UCHealth	Greeley	41,272	57,124	983,323	1,637,939	24,774	2,744,432
	UCHealth Highlands Ranch	UCHealth	Denver	18,914	16,802	114,288	1,030,732	3,596	1,184,331
	Vail Health Hospital		West	-23,656	432	29,350	4,929,005	-7,090	4,928,042
	Valley View Hospital		West	50,343	15,768	0	2,413,161	7,455	2,486,728
	Yampa Valley Medical Center	UCHealth	West	63,129	27,991	1,109,812	1,210,519	12,303	2,423,753
	Total			2,185,754	518,682	10,079,832	28,698,869	458,435	41,941,572
Small	Animas Surgical Hospital		West	13,099	44,791	116,020	110,820	4,587	289,317
	Arkansas Valley Regional Medical Center		East	0	0	0	1,580,494	0	1,580,494
	Aspen Valley Hospital		West	96,670	-7,460	722,743	1,252,827	151,618	2,216,397
	Banner Fort Collins Medical Center	Banner Health	Ft. Collins	-26,229	68,166	489,593	168,450	36,819	736,799
	Colorado Canyons Hospital and Medical Ce..		Grand Junction	364,124	10,189	239,245	265,807	894	880,258
	East Morgan County Hospital	Banner Health	East	119,519	84,273	128,747	84,366	39,892	456,797
	Estes Park Health		Ft. Collins	0	0	0	427,370	0	427,370
	Grand River Hospital District		West	1,187,586	542,897	848,276	814,345	0	3,393,103
	Grandview Hospital	UCHealth	Colorado Springs	-474,111	-4,193	797,874	862,981	-52,923	1,129,628
	Gunnison Valley Health		West	13,634	6,817	286,305	374,924	0	681,679
	Haxtun Hospital District		East	0	0	3,220	127,760	0	130,981
	Heart of the Rockies Regional Medical Cen..		East	74,735	14,346	345,808	765,776	10,499	1,211,164
	Keefe Memorial Health Service District		East	0	0	0	224,877	0	224,877
	Kit Carson County Health Service District		East	0	0	0	0	0	0
	Lincoln Community Hospital		East	0	0	0	1,738,102	0	1,738,102
	Melissa Memorial Hospital		East	0	0	0	0	269,889	269,889
	Memorial Regional Health		West	1,088,279	441,420	538,578	2,501	121,117	2,191,896
	Mt. San Rafael Hospital		East	355,645	250,868	348,568	45,311	141	1,000,533
	Pagosa Springs Medical Center		West	0	0	0	0	986,347	986,347
	Pikes Peak Regional Hospital	UCHealth	Colorado Springs	85,528	14,159	229,755	486,302	13,622	829,366
	Pioneers Medical Center		West	435,023	91,584	0	91,584	526,607	1,144,797
	Prowers Medical Center		East	182,192	42,735	244,912	697,253	107,417	1,274,508
	Rangely District Hospital		West	0	0	935,409	0	0	935,409
	Rio Grande Hospital		East	5,789	0	5,789	277,893	0	289,472
	San Luis Valley Health Conejos County Hos..	San Luis Valley	East	55,839	9,711	24,278	123,816	29,133	242,778
	Sedgwick County Health Center		East	65,032	0	146,323	186,968	8,129	406,452
	Southeast Colorado Hospital District		East	20,229	0	0	0	273,722	293,951
	Southwest Health System, Inc.		West	48,349	54,287	245,987	843,482	504,359	1,696,465
	Spanish Peaks Regional Health Center		East	4,277	0	4,702	24,926	824	34,729
	St. Thomas More Hospital	Centura Health CHI	East	40,292	-31,738	51,847	649,402	-76,928	632,875
	St. Vincent General Hospital District		West	266,628	179,370	222,233	57,879	92,151	818,261
	Sterling Regional MedCenter	Banner Health	East	85,875	56,999	193,598	201,055	25,080	562,606
	Weisbrod Memorial County Hospital		East	0	0	0	2,308	0	2,308
	Wray Community District Hospital		East	46,594	809	14,262	515,991	0	577,657
	Total			4,154,599	1,870,029	7,184,072	13,005,569	3,072,996	29,287,265
Grand Total				11,274,948	8,865,756	59,477,144	124,901,800	12,849,964	217,369,612

Bad Debt Charges by Payer

Peer Group	Hospital Name	System	DOI Region	Medicare	Medicaid	Commercial	Self Pay	CICP/Other	Total
Large	Avista Adventist Hospital	Centura Health Adventist	Boulder	-317,835	-495,405	911,945	3,233,734	-325,887	3,006,552
	Boulder Community Health		Boulder	4,986,651	309,288	8,781,496	1,761,463	33,157	15,872,055
	Children's Hospital Colorado	Childrens	Denver	2,198,928	11,575,024	11,933,882	5,099,419	7,481,530	38,288,783
	Children's Hospital Colorado Springs	Childrens	Colorado Springs	0	1,386,915	1,477,139	0	1,643,932	4,507,986
	Denver Health Medical Center		Denver	2,775,099	1,015,096	15,632,086	61,908,393	6,198,775	87,529,450
	Good Samaritan Medical Center	SCL Health	Boulder	501,696	-323	4,738,486	1,296,312	382,136	6,918,307
	Littleton Adventist Hospital	Centura Health Adventist	Denver	-693,126	-350,232	5,092,696	11,697,653	-80,246	15,666,745
	Longmont United Hospital	Centura Health CHI	Boulder	-110,222	-139,600	2,311,904	5,611,622	-134,617	7,539,087
	Lutheran Medical Center	SCL Health	Denver	1,887,652	161,185	3,726,543	6,621,845	824,533	13,221,758
	McKee Medical Center	Banner Health	Ft. Collins	521,441	307,238	1,828,705	1,266,843	120,505	4,044,732
	Medical Center of the Rockies	UCHealth	Ft. Collins	367,837	385,960	9,092,896	12,240,023	-99,790	21,986,926
	Memorial Hospital Central	UCHealth	Colorado Springs	175,989	1,861,353	20,696,772	49,463,183	3,310,615	75,507,912
	North Colorado Medical Center	Banner Health	Greeley	1,856,555	1,610,265	3,366,613	2,155,467	581,618	9,570,518
	North Suburban Medical Center	HealthONE	Denver	388,000	7,000	2,033,000	3,129,000	79,000	5,636,000
	Parker Adventist Hospital	Centura Health Adventist	Denver	270,053	-639,712	5,283,331	9,601,241	168,050	14,682,963
	Parkview Medical Center		Pueblo	0	0	0	0	11,358,303	11,358,303
	Penrose-St. Francis Health Services	Centura Health CHI	Colorado Springs	511,964	23,245	7,779,459	21,733,955	-3,221,451	26,827,172
	Platte Valley Medical Center	SCL Health	Denver	741,486	28,055	3,617,186	3,172,549	1,356,049	8,915,325
	Porter Adventist Hospital	Centura Health Adventist	Denver	-6,156,690	-1,308,245	3,417,200	11,360,904	-1,630,536	5,682,633
	Poudre Valley Hospital	UCHealth	Ft. Collins	1,106,149	624,657	8,894,548	16,374,588	242,566	27,242,507
	Presbyterian/St. Luke's Medical Center	HealthONE	Denver	445,000	8,000	2,053,000	2,150,000	157,000	4,813,000
	Rose Medical Center	HealthONE	Denver	190,000	4,000	1,052,000	737,000	61,000	2,044,000
	Sky Ridge Medical Center	HealthONE	Denver	448,000	4,000	3,417,000	1,451,000	219,000	5,539,000
	St. Anthony Hospital	Centura Health CHI	Denver	27,197	-325,874	5,967,381	16,777,359	163,794	22,609,857
	St. Anthony North Health Campus	Centura Health CHI	Denver	801,349	-220,248	5,606,897	10,795,951	-284,187	16,699,762
	St. Joseph Hospital	SCL Health	Denver	1,820,202	1,105,812	5,474,194	4,056,511	256,171	12,712,890
	St. Mary-Corwin Medical Center	Centura Health CHI	Pueblo	-300,896	-514,900	-575,941	908,151	-357,107	-840,693
	St. Mary's Hospital & Medical Center, Inc.	SCL Health	Grand Junction	1,370,056	-121,285	1,872,677	4,736,684	1,621,746	9,479,878
	Swedish Medical Center	HealthONE	Denver	-1,212,000	-19,000	-4,202,000	-4,823,000	-163,000	-10,419,000
	The Medical Center of Aurora	HealthONE	Denver	-342,000	-5,000	-1,290,000	-1,707,000	-41,000	-3,385,000
	University of Colorado Hospital	UCHealth	Denver	3,060,018	1,877,199	25,731,908	61,547,541	1,000,143	93,216,808
	Total			17,318,552	18,154,468	165,723,003	324,358,392	30,921,801	556,476,216
Medium	Broomfield Hospital	UCHealth	Denver	9,028	-2,213	1,769,719	2,260,059	25,335	4,061,928
	Castle Rock Adventist Hospital	Centura Health Adventist	Denver	43,991	34,617	3,356,280	4,659,140	252,037	8,346,065
	Colorado Plains Medical Center	LifePoint	East	989,199	669,296	641,848	79,947	311,133	2,691,423
	Community Hospital		Grand Junction	807,681	466,869	7,423,203	35,210,017	430,436	44,338,206
	Delta Health		West	1,069,644	356,548	475,398	59,425	19,808	1,980,823
	Longs Peak Hospital	UCHealth	Greeley	189,593	213,408	3,323,858	5,717,204	51,907	9,495,969
	Mercy Regional Medical Center	Centura Health CHI	West	579,369	-500,713	3,223,075	3,943,928	-3,820	7,241,839
	Montrose Memorial Hospital		West	0	0	0	3,970,542	0	3,970,542
	National Jewish Health		Denver	720,100	17,289	1,465,248	216,113	46,464	2,465,214
	OrthoColorado Hospital	Centura Health CHI	Denver	444,339	-18	92,868	39,753	-2,979	573,963
	San Luis Valley Health Regional Medical Ce..	San Luis Valley	East	712,370	118,728	326,503	1,484,104	326,502	2,968,207
	St. Anthony Summit Medical Center	Centura Health CHI	West	-99,207	-163,177	3,848,037	5,531,952	-136,332	8,981,273
	UCHealth Greeley	UCHealth	Greeley	103,314	142,993	2,461,472	4,100,122	62,015	6,869,916
	UCHealth Highlands Ranch	UCHealth	Denver	43,987	39,076	265,792	2,397,114	8,362	2,754,332
	Vail Health Hospital		West	-37,855	692	46,966	7,887,411	-11,345	7,885,869
	Valley View Hospital		West	104,510	32,735	0	5,009,668	15,477	5,162,390
	Yampa Valley Medical Center	UCHealth	West	108,688	48,192	1,910,744	2,084,129	21,181	4,172,935
	Total			5,788,751	1,474,323	30,631,011	84,650,629	1,416,181	123,960,896
Small	Animas Surgical Hospital		West	49,012	167,595	434,116	414,661	17,165	1,082,548
	Arkansas Valley Regional Medical Center		East	0	0	0	3,824,901	0	3,824,901
	Aspen Valley Hospital		West	127,133	-9,811	950,500	1,647,629	199,397	2,914,848
	Banner Fort Collins Medical Center	Banner Health	Ft. Collins	-63,435	164,857	1,184,071	407,392	89,046	1,781,932
	Colorado Canyons Hospital and Medical Ce..		Grand Junction	881,721	24,673	579,328	643,649	2,164	2,131,535
	East Morgan County Hospital	Banner Health	East	199,220	140,470	214,601	140,625	66,494	761,410
	Estes Park Health		Ft. Collins	0	0	0	650,166	0	650,166
	Grand River Hospital District		West	2,184,385	998,576	1,560,275	1,497,864	0	6,241,099
	Grandview Hospital	UCHealth	Colorado Springs	-1,873,053	-16,564	3,152,130	3,409,346	-209,082	4,462,777
	Gunnison Valley Health		West	26,144	13,072	549,021	718,957	0	1,307,194
	Haxtun Hospital District		East	0	0	4,290	170,204	0	174,494
	Heart of the Rockies Regional Medical Cen..		East	148,627	28,531	687,712	1,522,909	20,879	2,408,658
	Keefe Memorial Health Service District		East	0	0	0	281,000	0	281,000
	Kit Carson County Health Service District		East	0	0	0	0	0	0
	Lincoln Community Hospital		East	0	0	0	2,309,318	0	2,309,318
	Melissa Memorial Hospital		East	0	0	0	0	391,052	391,052
	Memorial Regional Health		West	1,844,736	748,249	912,940	4,240	205,305	3,715,470
	Mt. San Rafael Hospital		East	837,186	590,541	820,528	106,662	332	2,355,248
	Pagosa Springs Medical Center		West	0	0	0	0	1,730,052	1,730,052
	Pikes Peak Regional Hospital	UCHealth	Colorado Springs	223,648	37,025	600,785	1,271,631	35,621	2,168,710
	Pioneers Medical Center		West	546,581	115,070	0	115,070	661,651	1,438,372
	Prowers Medical Center		East	256,994	60,280	345,465	983,523	151,519	1,797,781
	Rangely District Hospital		West	0	0	448,417	0	0	448,417
	Rio Grande Hospital		East	10,674	0	10,674	512,355	0	533,703
	San Luis Valley Health Conejos County Hos..	San Luis Valley	East	95,247	16,565	41,412	211,199	49,694	414,117
	Sedgwick County Health Center		East	106,834	0	240,376	307,148	13,354	667,712
	Southeast Colorado Hospital District		East	27,883	0	0	0	377,293	405,176
	Southwest Health System, Inc.		West	93,922	105,457	477,851	1,638,534	979,759	3,295,522
	Spanish Peaks Regional Health Center		East	6,005	0	6,602	34,997	1,157	48,761
	St. Thomas More Hospital	Centura Health CHI	East	134,703	-106,105	173,331	2,171,049	-257,183	2,115,795
	St. Vincent General Hospital District		West	319,164	214,713	266,022	69,283	110,309	979,491
	Sterling Regional MedCenter	Banner Health	East	208,434	138,346	469,895	487,993	60,872	1,365,540
	Weisbrod Memorial County Hospital		East	0	0	0	2,269	0	2,269
	Wray Community District Hospital		East	69,210	1,202	21,185	766,440	0	858,037
	Total			6,460,976	3,432,741	14,151,527	26,321,012	4,696,849	55,063,105
Grand Total				29,568,279	23,061,532	210,505,540	435,330,033	37,034,832	735,500,216

Charity Care Costs by Payer

Peer Group	Hospital Name	System	DOI Region	Medicare	Medicaid	Commercial	Self Pay	CICP/Other	Total
Large	Avista Adventist Hospital	Centura Health Adventist	Boulder	15,240	38,337	122,972	2,016,802	14,088	2,207,439
	Boulder Community Health		Boulder	774,963	183,007	593,922	645,931	14,013	2,211,836
	Children's Hospital Colorado	Childrens	Denver	0	0	0	0	8,867,917	8,867,917
	Children's Hospital Colorado Springs	Childrens	Colorado Springs	0	0	248,942	0	558,827	807,770
	Denver Health Medical Center		Denver	0	0	0	55,154,636	19,907,546	75,062,181
	Good Samaritan Medical Center	SCL Health	Boulder	73,531	51,197	304,274	886,776	51,840	1,367,618
	Littleton Adventist Hospital	Centura Health Adventist	Denver	73,652	43,354	490,202	1,527,254	-6,980	2,127,482
	Longmont United Hospital	Centura Health CHI	Boulder	81,054	72,282	525,130	3,018,263	570,201	4,266,929
	Lutheran Medical Center	SCL Health	Denver	273,090	26,121	662,879	3,784,354	27,165	4,773,608
	McKee Medical Center	Banner Health	Ft. Collins	39,625	-13,149	251,661	1,883,155	16,051	2,177,342
	Medical Center of the Rockies	UCHealth	Ft. Collins	38,518	-8,021	437,233	2,687,279	2,337,818	5,492,827
	Memorial Hospital Central	UCHealth	Colorado Springs	96,582	111,952	440,230	4,009,438	5,252,917	9,911,119
	North Colorado Medical Center	Banner Health	Greeley	110,997	-208,321	339,857	12,100,883	1,150	12,344,566
	North Suburban Medical Center	HealthONE	Denver	6,117	177,570	201,851	3,195,048	2,502	3,583,088
	Parker Adventist Hospital	Centura Health Adventist	Denver	196,085	29,797	735,225	2,196,826	15,253	3,173,187
	Parkview Medical Center		Pueblo	0	0	0	0	3,532,415	3,532,415
	Penrose-St. Francis Health Services	Centura Health CHI	Colorado Springs	282,965	78,616	1,441,171	6,292,333	1,261,353	9,356,437
	Platte Valley Medical Center	SCL Health	Denver	50,526	26,007	521,162	2,369,535	383,005	3,350,235
	Porter Adventist Hospital	Centura Health Adventist	Denver	196,152	102,468	576,088	2,803,788	53,709	3,732,205
	Poudre Valley Hospital	UCHealth	Ft. Collins	93,295	-632	529,551	3,327,395	2,355,570	6,305,179
	Presbyterian/St. Luke's Medical Center	HealthONE	Denver	13,248	417,369	246,354	1,647,264	8,832	2,333,066
	Rose Medical Center	HealthONE	Denver	11,411	124,438	247,675	1,080,183	2,883	1,466,590
	Sky Ridge Medical Center	HealthONE	Denver	6,515	183,757	427,106	1,870,051	15,233	2,502,662
	St. Anthony Hospital	Centura Health CHI	Denver	144,666	-19,604	1,316,240	4,993,665	24,927	6,459,894
	St. Anthony North Health Campus	Centura Health CHI	Denver	132,308	57,084	587,363	4,975,337	4,082	5,756,174
	St. Joseph Hospital	SCL Health	Denver	238,086	528,341	809,435	15,055,822	33,595	16,665,279
	St. Mary-Corwin Medical Center	Centura Health CHI	Pueblo	65,958	68,087	384,659	1,494,220	8,083	2,021,007
	St. Mary's Hospital & Medical Center, Inc.	SCL Health	Grand Junction	362,084	264,465	1,259,256	5,384,874	1,710,236	8,980,916
	Swedish Medical Center	HealthONE	Denver	43,942	532,497	643,371	4,396,688	7,222	5,623,720
	The Medical Center of Aurora	HealthONE	Denver	23,257	432,229	441,299	5,194,186	4,884	6,095,854
	University of Colorado Hospital	UCHealth	Denver	192,057	144,500	1,038,952	7,832,142	11,564,794	20,772,445
	Total			3,635,923	3,443,746	15,824,058	161,824,126	58,601,132	243,328,986
Medium	Broomfield Hospital	UCHealth	Denver	1,008	25,859	45,569	161,810	92,121	326,367
	Castle Rock Adventist Hospital	Centura Health Adventist	Denver	11,310	20,663	82,392	773,021	1,199	888,585
	Colorado Plains Medical Center	LifePoint	East	67,904	45,944	44,060	5,488	21,358	184,753
	Community Hospital		Grand Junction	13,747	69,491	449,503	51,276	-69	583,948
	Delta Health		West	146,476	48,825	65,100	8,138	2,713	271,251
	Longs Peak Hospital	UCHealth	Greeley	6,057	-9,928	194,485	646,413	700,795	1,537,822
	Mercy Regional Medical Center	Centura Health CHI	West	64,250	56,128	513,755	1,511,146	82,246	2,227,526
	Montrose Memorial Hospital		West	0	0	0	0	2,026,578	2,026,578
	National Jewish Health		Denver	0	0	41,016	88,584	0	129,599
	OrthoColorado Hospital	Centura Health CHI	Denver	1,380	0	28,834	6,395	113	36,722
	San Luis Valley Health Regional Medical Ce..	San Luis Valley	East	0	0	0	0	1,785,256	1,785,256
	St. Anthony Summit Medical Center	Centura Health CHI	West	7,553	27,227	364,264	1,463,118	-2,797	1,859,365
	UCHealth Greeley	UCHealth	Greeley	23,864	9,352	52,596	1,089,829	704,607	1,880,248
	UCHealth Highlands Ranch	UCHealth	Denver	2,578	0	24,182	305,996	422,107	754,863
	Vail Health Hospital		West	0	394,068	98,517	1,970,342	0	2,462,928
	Valley View Hospital		West	205,774	569,042	428,441	0	3,474,712	4,677,968
	Yampa Valley Medical Center	UCHealth	West	11,326	-1,888	247,156	967,510	512,338	1,736,442
	Total			563,227	1,254,783	2,679,870	9,049,066	9,823,276	23,370,221
Small	Animas Surgical Hospital		West	1,059	41	14,112	56,269	0	71,481
	Arkansas Valley Regional Medical Center		East	0	0	0	129,265	86,967	216,232
	Aspen Valley Hospital		West	33,724	37,459	187,940	261,852	646,181	1,167,156
	Banner Fort Collins Medical Center	Banner Health	Ft. Collins	857	-1,260	62,730	841,023	-1,365	901,985
	Colorado Canyons Hospital and Medical Ce..		Grand Junction	13,744	0	17,502	65,582	0	96,827
	East Morgan County Hospital	Banner Health	East	16,810	16,678	73,679	835,395	1,741	944,303
	Estes Park Health		Ft. Collins	0	0	0	247,700	0	247,700
	Grand River Hospital District		West	0	0	0	0	0	0
	Grandview Hospital	UCHealth	Colorado Springs	1,430	9,379	23,741	116,923	138,851	290,324
	Gunnison Valley Health		West	0	0	169,705	678,819	0	848,523
	Haxtun Hospital District		East	0	0	0	0	0	0
	Heart of the Rockies Regional Medical Cen..		East	86,105	15,031	75,134	200,179	2,449	378,898
	Keefe Memorial Health Service District		East	0	0	0	8,594	0	8,594
	Kit Carson County Health Service District		East	0	0	0	0	0	0
	Lincoln Community Hospital		East	0	0	0	0	10,497	10,497
	Melissa Memorial Hospital		East	0	0	0	0	127,424	127,424
	Memorial Regional Health		West	129,519	52,535	64,098	298	14,415	260,863
	Mt. San Rafael Hospital		East	149,018	105,115	146,052	18,986	59	419,230
	Pagosa Springs Medical Center		West	0	0	0	0	161,167	161,167
	Pikes Peak Regional Hospital	UCHealth	Colorado Springs	9,752	0	31,535	40,799	83,530	165,617
	Pioneers Medical Center		West	12,243	2,577	0	2,577	14,820	32,217
	Prowers Medical Center		East	0	0	0	0	318,723	318,723
	Rangely District Hospital		West	0	0	0	0	0	0
	Rio Grande Hospital		East	30,618	3,827	30,618	306,177	11,482	382,721
	San Luis Valley Health Conejos County Hos..	San Luis Valley	East	0	0	0	0	172,424	172,424
	Sedgwick County Health Center		East	7,097	0	22,306	66,918	5,070	101,391
	Southeast Colorado Hospital District		East	0	0	0	0	0	0
	Southwest Health System, Inc.		West	0	0	0	0	0	0
	Spanish Peaks Regional Health Center		East	89,092	1,340	40,935	0	153,404	284,771
	St. Thomas More Hospital	Centura Health CHI	East	111,477	-17,000	131,430	390,343	59,664	675,914
	St. Vincent General Hospital District		West	67,845	45,642	56,549	14,727	23,448	208,210
	Sterling Regional MedCenter	Banner Health	East	5,962	0	76,101	1,131,081	-4,882	1,208,261
	Weisbrod Memorial County Hospital		East	0	0	0	58,141	0	58,141
	Wray Community District Hospital		East	0	0	0	24,145	0	24,145
	Total			766,351	271,365	1,224,166	5,495,792	2,026,066	9,783,740
Grand Total				4,965,500	4,969,894	19,728,094	176,368,985	70,450,474	276,482,946

Charity Care Charges by Payer

Peer Group	Hospital Name	System	DOI Region	Medicare	Medicaid	Commercial	Self Pay	CICP/Other	Total
Large	Avista Adventist Hospital	Centura Health Adventist	Boulder	64,868	163,173	523,411	8,584,175	59,962	9,395,588
	Boulder Community Health		Boulder	3,636,195	858,687	2,786,733	3,030,764	65,749	10,378,128
	Children's Hospital Colorado	Childrens	Denver	0	0	0	0	22,754,511	22,754,511
	Children's Hospital Colorado Springs	Childrens	Colorado Springs	0	0	743,124	0	1,668,171	2,411,295
	Denver Health Medical Center		Denver	0	0	0	145,222,060	52,416,533	197,638,593
	Good Samaritan Medical Center	SCL Health	Boulder	381,934	265,930	1,580,461	4,606,103	269,270	7,103,698
	Littleton Adventist Hospital	Centura Health Adventist	Denver	351,394	206,841	2,338,762	7,286,552	-33,301	10,150,248
	Longmont United Hospital	Centura Health CHI	Boulder	334,867	298,626	2,169,536	12,469,736	2,355,746	17,628,511
	Lutheran Medical Center	SCL Health	Denver	1,283,152	122,734	3,114,635	17,781,348	127,639	22,429,508
	McKee Medical Center	Banner Health	Ft. Collins	122,578	-40,677	778,510	5,825,519	49,652	6,735,583
	Medical Center of the Rockies	UCHealth	Ft. Collins	134,019	-27,908	1,521,324	9,350,208	8,134,281	19,111,925
	Memorial Hospital Central	UCHealth	Colorado Springs	455,075	527,492	2,074,269	18,891,610	24,750,619	46,699,065
	North Colorado Medical Center	Banner Health	Greeley	343,820	-645,287	1,052,726	37,483,131	3,564	38,237,954
	North Suburban Medical Center	HealthONE	Denver	66,000	1,916,000	2,178,000	34,475,000	27,000	38,662,000
	Parker Adventist Hospital	Centura Health Adventist	Denver	930,817	141,447	3,490,113	10,428,332	72,407	15,063,116
	Parkview Medical Center		Pueblo	0	0	0	0	18,369,563	18,369,563
	Penrose-St. Francis Health Services	Centura Health CHI	Colorado Springs	1,461,836	406,141	7,445,294	32,507,091	6,516,331	48,336,693
	Platte Valley Medical Center	SCL Health	Denver	141,348	72,755	1,457,957	6,628,799	1,071,460	9,372,319
	Porter Adventist Hospital	Centura Health Adventist	Denver	797,360	416,534	2,341,805	11,397,432	218,328	15,171,459
	Poudre Valley Hospital	UCHealth	Ft. Collins	306,265	-2,076	1,738,382	10,922,992	7,732,739	20,698,301
	Presbyterian/St. Luke's Medical Center	HealthONE	Denver	99,000	3,119,000	1,841,000	12,310,000	66,000	17,435,000
	Rose Medical Center	HealthONE	Denver	95,000	1,036,000	2,062,000	8,993,000	24,000	12,210,000
	Sky Ridge Medical Center	HealthONE	Denver	68,000	1,918,000	4,458,000	19,519,000	159,000	26,122,000
	St. Anthony Hospital	Centura Health CHI	Denver	737,806	-99,983	6,712,920	25,468,056	127,129	32,945,928
	St. Anthony North Health Campus	Centura Health CHI	Denver	692,068	298,593	3,072,333	26,024,628	21,350	30,108,972
	St. Joseph Hospital	SCL Health	Denver	1,100,162	2,441,387	3,740,283	69,570,805	155,239	77,007,876
	St. Mary-Corwin Medical Center	Centura Health CHI	Pueblo	288,814	298,139	1,684,334	6,542,856	35,394	8,849,537
	St. Mary's Hospital & Medical Center, Inc.	SCL Health	Grand Junction	1,130,755	825,899	3,932,537	16,816,447	5,340,905	28,046,543
	Swedish Medical Center	HealthONE	Denver	432,000	5,235,000	6,325,000	43,224,000	71,000	55,287,000
	The Medical Center of Aurora	HealthONE	Denver	200,000	3,717,000	3,795,000	44,668,000	42,000	52,422,000
	University of Colorado Hospital	UCHealth	Denver	926,806	697,313	5,013,661	37,795,509	55,808,138	100,241,428
	Total			16,581,939	24,166,759	79,972,110	687,823,155	208,480,379	1,017,024,341
Medium	Broomfield Hospital	UCHealth	Denver	2,855	73,233	129,053	458,254	260,892	924,288
	Castle Rock Adventist Hospital	Centura Health Adventist	Denver	47,529	86,835	346,251	3,248,617	5,039	3,734,271
	Colorado Plains Medical Center	LifePoint	East	258,159	174,672	167,508	20,864	81,199	702,403
	Community Hospital		Grand Junction	54,077	273,354	1,768,189	201,703	-273	2,297,051
	Delta Health		West	315,235	105,078	140,105	17,513	5,838	583,769
	Longs Peak Hospital	UCHealth	Greeley	21,154	-34,675	679,269	2,257,699	2,447,637	5,371,084
	Mercy Regional Medical Center	Centura Health CHI	West	222,752	194,595	1,781,168	5,239,085	285,144	7,722,744
	Montrose Memorial Hospital		West	0	0	0	0	5,852,579	5,852,579
	National Jewish Health		Denver	0	0	61,533	132,895	0	194,428
	OrthoColorado Hospital	Centura Health CHI	Denver	8,310	0	173,694	38,524	683	221,211
	San Luis Valley Health Regional Medical Ce..	San Luis Valley	East	0	0	0	0	4,057,525	4,057,525
	St. Anthony Summit Medical Center	Centura Health CHI	West	25,822	93,077	1,245,266	5,001,782	-9,563	6,356,384
	UCHealth Greeley	UCHealth	Greeley	59,737	23,410	131,659	2,728,082	1,763,786	4,706,675
	UCHealth Highlands Ranch	UCHealth	Denver	5,997	0	56,238	711,637	981,671	1,755,543
	Vail Health Hospital		West	0	630,590	157,647	3,152,948	0	3,941,185
	Valley View Hospital		West	427,182	1,181,318	889,434	0	7,213,422	9,711,356
	Yampa Valley Medical Center	UCHealth	West	19,500	-3,251	425,524	1,665,745	882,084	2,989,603
	Total			1,468,310	2,798,236	8,152,540	24,875,349	23,827,663	61,122,097
Small	Animas Surgical Hospital		West	3,962	152	52,802	210,546	0	267,462
	Arkansas Valley Regional Medical Center		East	0	0	0	312,831	210,465	523,296
	Aspen Valley Hospital		West	44,352	49,264	247,165	344,369	849,811	1,534,961
	Banner Fort Collins Medical Center	Banner Health	Ft. Collins	2,072	-3,047	151,710	2,033,997	-3,301	2,181,431
	Colorado Canyons Hospital and Medical Ce..		Grand Junction	33,280	0	42,380	158,805	0	234,465
	East Morgan County Hospital	Banner Health	East	28,020	27,800	122,812	1,392,475	2,902	1,574,008
	Estes Park Health		Ft. Collins	0	0	0	376,831	0	376,831
	Grand River Hospital District		West	0	0	0	0	0	0
	Grandview Hospital	UCHealth	Colorado Springs	5,650	37,054	93,791	461,922	548,553	1,146,970
	Gunnison Valley Health		West	0	0	325,427	1,301,708	0	1,627,135
	Haxtun Hospital District		East	0	0	0	0	0	0
	Heart of the Rockies Regional Medical Cen..		East	171,238	29,893	149,420	398,099	4,870	753,520
	Keefe Memorial Health Service District		East	0	0	0	10,739	0	10,739
	Kit Carson County Health Service District		East	0	0	0	0	0	0
	Lincoln Community Hospital		East	0	0	0	0	13,947	13,947
	Melissa Memorial Hospital		East	0	0	0	0	184,629	184,629
	Memorial Regional Health		West	219,547	89,051	108,651	505	24,434	442,188
	Mt. San Rafael Hospital		East	350,786	247,440	343,806	44,692	139	986,863
	Pagosa Springs Medical Center		West	0	0	0	0	282,686	282,686
	Pikes Peak Regional Hospital	UCHealth	Colorado Springs	25,501	0	82,462	106,684	218,424	433,071
	Pioneers Medical Center		West	15,382	3,238	0	3,238	18,620	40,479
	Prowers Medical Center		East	0	0	0	0	449,580	449,580
	Rangely District Hospital		West	0	0	0	0	0	0
	Rio Grande Hospital		East	56,450	7,056	56,450	564,502	21,169	705,627
	San Luis Valley Health Conejos County Hos..	San Luis Valley	East	0	0	0	0	294,112	294,112
	Sedgwick County Health Center		East	11,659	0	36,644	109,932	8,328	166,564
	Southeast Colorado Hospital District		East	0	0	0	0	0	0
	Southwest Health System, Inc.		West	0	0	0	0	0	0
	Spanish Peaks Regional Health Center		East	125,089	1,882	57,475	0	215,386	399,832
	St. Thomas More Hospital	Centura Health CHI	East	372,685	-56,834	439,391	1,304,975	199,466	2,259,683
	St. Vincent General Hospital District		West	81,213	54,635	67,691	17,629	28,068	249,236
	Sterling Regional MedCenter	Banner Health	East	14,470	0	184,711	2,745,322	-11,851	2,932,652
	Weisbrod Memorial County Hospital		East	0	0	0	57,171	0	57,171
	Wray Community District Hospital		East	0	0	0	35,864	0	35,864
	Total			1,561,356	487,584	2,562,789	11,992,835	3,560,437	20,165,002
Grand Total				19,611,605	27,452,579	90,687,439	724,691,339	235,868,480	1,098,311,441

Total Gross Charges by Payer

Peer Group	Hospital Name	System	DOI Region	Medicare	Medicaid	Commercial	Self Pay	CICP/Other	Total
Large	Avista Adventist Hospital	Centura Health Adventist	Boulder	211,962,228	89,803,188	264,366,024	29,942,297	7,257,232	603,330,969
	Boulder Community Health		Boulder	746,843,328	168,503,668	643,336,999	19,000,525	84,348,257	1,662,032,777
	Children's Hospital Colorado	Childrens	Denver	8,787,561	1,132,986,286	1,424,010,944	21,888,757	327,670,077	2,915,343,625
	Children's Hospital Colorado Springs	Childrens	Colorado Springs	192,962	251,150,981	153,259,411	5,376,947	119,173,158	529,153,459
	Denver Health Medical Center		Denver	558,725,039	1,324,947,275	450,961,022	265,967,295	105,933,998	2,706,534,628
	Good Samaritan Medical Center	SCL Health	Boulder	715,549,811	142,943,739	538,591,489	18,251,964	42,263,433	1,457,600,436
	Littleton Adventist Hospital	Centura Health Adventist	Denver	699,374,479	150,986,419	501,745,316	34,652,856	18,652,756	1,405,411,826
	Longmont United Hospital	Centura Health CHI	Boulder	271,354,386	124,038,044	165,474,596	24,684,544	14,497,436	600,049,006
	Lutheran Medical Center	SCL Health	Denver	868,449,944	350,547,751	468,088,664	49,979,179	40,602,205	1,777,667,743
	McKee Medical Center	Banner Health	Ft. Collins	187,360,598	62,331,498	107,007,137	7,578,463	13,150,027	377,427,723
	Medical Center of the Rockies	UCHealth	Ft. Collins	804,627,641	179,632,912	440,357,044	35,299,266	74,710,835	1,534,627,698
	Memorial Hospital Central	UCHealth	Colorado Springs	1,597,550,535	955,355,202	995,909,572	130,150,707	438,424,319	4,117,390,335
	North Colorado Medical Center	Banner Health	Greeley	420,242,641	255,144,735	245,488,629	43,601,796	43,076,759	1,007,554,559
	North Suburban Medical Center	HealthONE	Denver	617,339,000	712,449,000	369,495,000	137,547,000	87,657,000	1,924,487,000
	Parker Adventist Hospital	Centura Health Adventist	Denver	536,090,841	172,835,350	566,962,271	38,898,716	48,067,601	1,362,854,779
	Parkview Medical Center		Pueblo	1,241,521,508	602,583,089	469,629,168	43,243,675	41,063,452	2,398,040,893
	Penrose-St. Francis Health Services	Centura Health CHI	Colorado Springs	1,453,911,285	618,967,219	1,220,870,488	78,319,036	305,095,037	3,677,163,065
	Platte Valley Medical Center	SCL Health	Denver	128,458,954	98,326,140	125,630,987	20,227,332	21,873,578	394,516,991
	Porter Adventist Hospital	Centura Health Adventist	Denver	601,294,076	220,740,225	419,268,973	27,337,554	24,137,511	1,292,778,339
	Poudre Valley Hospital	UCHealth	Ft. Collins	872,378,353	294,202,317	545,669,882	39,461,834	70,439,226	1,822,151,612
	Presbyterian/St. Luke's Medical Center	HealthONE	Denver	855,588,000	996,687,000	1,422,725,000	161,635,000	153,380,000	3,590,015,000
	Rose Medical Center	HealthONE	Denver	871,953,000	390,626,000	846,076,000	132,204,000	111,818,000	2,352,677,000
	Sky Ridge Medical Center	HealthONE	Denver	1,670,207,000	342,683,000	1,602,735,000	105,832,000	221,470,000	3,942,927,000
	St. Anthony Hospital	Centura Health CHI	Denver	984,957,518	381,042,926	611,949,940	71,177,762	42,904,107	2,092,032,253
	St. Anthony North Health Campus	Centura Health CHI	Denver	415,066,854	239,919,072	301,785,356	55,173,541	16,074,975	1,028,019,798
	St. Joseph Hospital	SCL Health	Denver	1,059,901,343	436,643,760	952,606,610	106,245,195	24,027,631	2,579,424,539
	St. Mary-Corwin Medical Center	Centura Health CHI	Pueblo	300,611,729	166,187,342	110,377,717	10,588,570	24,164,730	611,930,088
	St. Mary's Hospital & Medical Center, Inc.	SCL Health	Grand Junction	602,222,876	272,838,501	268,108,649	35,182,406	136,292,797	1,314,645,229
	Swedish Medical Center	HealthONE	Denver	2,154,135,000	1,029,341,000	1,417,202,000	124,172,000	231,423,000	4,956,273,000
	The Medical Center of Aurora	HealthONE	Denver	1,361,671,000	858,659,000	731,885,000	149,415,000	138,658,000	3,240,288,000
	University of Colorado Hospital	UCHealth	Denver	3,349,030,540	1,911,943,470	3,132,919,601	242,781,582	546,188,262	9,182,863,455
	Total			26,167,360,030	14,935,046,109	21,514,494,489	2,265,816,798	3,574,495,398	68,457,212,823
Medium	Broomfield Hospital	UCHealth	Denver	38,144,661	28,002,460	58,812,673	4,948,933	6,922,953	136,831,680
	Castle Rock Adventist Hospital	Centura Health Adventist	Denver	173,256,426	70,029,830	216,251,904	22,629,091	22,607,139	504,774,390
	Colorado Plains Medical Center	LifePoint	East	39,928,346	27,015,684	25,907,745	3,227,016	12,558,681	108,637,472
	Community Hospital		Grand Junction	76,640,114	82,726,212	131,704,775	379,705,985	27,370,787	698,147,873
	Delta Health		West	107,164,441	35,638,178	48,165,257	5,064,292	2,503,539	198,535,707
	Longs Peak Hospital	UCHealth	Greeley	182,467,729	96,347,307	171,006,153	19,448,061	19,243,289	488,512,539
	Mercy Regional Medical Center	Centura Health CHI	West	337,361,753	138,681,789	214,956,829	17,357,708	32,636,091	740,994,170
	Montrose Memorial Hospital		West	175,066,689	61,345,360	69,626,504	7,227,511	26,826,438	340,092,502
	National Jewish Health		Denver	126,025,396	38,198,530	89,478,964	1,030,392	7,961,859	262,695,141
	OrthoColorado Hospital	Centura Health CHI	Denver	199,887,255	123,475	172,553,042	1,183,285	5,167,118	378,914,175
	San Luis Valley Health Regional Medical Ce..	San Luis Valley	East	82,622,769	59,626,776	42,532,411	6,512,140	12,210,261	203,504,357
	St. Anthony Summit Medical Center	Centura Health CHI	West	55,115,509	44,478,707	149,574,255	20,265,358	6,061,545	275,495,374
	UCHealth Greeley	UCHealth	Greeley	170,615,063	65,386,137	104,891,706	11,474,977	13,698,204	366,066,087
	UCHealth Highlands Ranch	UCHealth	Denver	157,862,889	42,891,282	211,194,496	6,119,081	17,682,311	435,750,059
	Vail Health Hospital		West	129,835,857	26,958,332	166,336,644	13,304,811	6,411,720	342,847,364
	Valley View Hospital		West	197,769,993	79,079,210	192,418,217	14,965,508	24,118,634	508,351,563
	Yampa Valley Medical Center	UCHealth	West	64,232,363	19,250,683	75,925,921	6,797,496	8,120,937	174,327,400
	Total			2,313,997,254	915,779,952	2,141,337,496	541,261,645	252,101,507	6,164,477,854
Small	Animas Surgical Hospital		West	54,195,154	13,073,855	40,461,624	6,084,398	9,374,603	123,189,634
	Arkansas Valley Regional Medical Center		East	29,136,869	22,981,306	18,281,743	2,717,558	6,298,161	79,415,637
	Aspen Valley Hospital		West	40,115,155	8,547,242	68,698,138	4,702,366	5,473,758	127,536,659
	Banner Fort Collins Medical Center	Banner Health	Ft. Collins	33,650,567	22,890,639	37,898,156	2,764,755	4,657,580	101,861,697
	Colorado Canyons Hospital and Medical Ce..		Grand Junction	46,798,002	6,487,444	37,632,851	2,762,709	19,786,499	113,467,505
	East Morgan County Hospital	Banner Health	East	24,828,019	11,476,955	14,563,298	2,001,249	2,511,658	55,381,179
	Estes Park Health		Ft. Collins	46,059,129	12,159,451	20,494,718	2,966,487	2,610,015	84,289,800
	Grand River Hospital District		West	40,161,518	22,196,018	38,879,435	7,428,405	627,229	109,292,605
	Grandview Hospital	UCHealth	Colorado Springs	58,052,573	39,997,071	52,904,185	6,279,761	19,079,211	176,312,801
	Gunnison Valley Health		West	31,722,169	12,729,141	46,413,718	4,869,654	0	95,734,682
	Haxtun Hospital District		East	5,398,100	2,154,653	3,476,902	672,503	0	11,702,158
	Heart of the Rockies Regional Medical Cen..		East	91,593,234	23,205,250	43,370,791	5,622,405	4,132,935	167,924,615
	Keefe Memorial Health Service District		East	2,831,049	731,886	4,584,570	17,767	372,893	8,538,165
	Kit Carson County Health Service District		East	13,991,669	4,978,711	8,352,690	1,929,550	0	29,252,620
	Lincoln Community Hospital		East	10,747,422	4,280,846	7,148,665	2,047,233	917,217	25,141,382
	Melissa Memorial Hospital		East	14,860,938	3,266,643	6,026,869	357,666	2,903,842	27,415,958
	Memorial Regional Health		West	37,504,554	23,215,368	2,385,886	5,417,516	37,642,443	106,165,767
	Mt. San Rafael Hospital		East	24,272,137	17,947,825	24,868,277	3,063,704	53,361	70,205,304
	Pagosa Springs Medical Center		West	23,865,556	11,665,256	15,465,735	2,408,322	8,430,732	61,835,601
	Pikes Peak Regional Hospital	UCHealth	Colorado Springs	25,209,468	11,511,979	14,444,685	2,151,111	4,924,050	58,241,293
	Pioneers Medical Center		West	16,476,758	4,949,730	0	573,689	22,671,132	44,671,309
	Prowers Medical Center		East	18,523,202	14,373,421	8,540,924	1,785,551	3,181,934	46,405,032
	Rangely District Hospital		West	3,077,091	2,023,267	2,284,827	459,106	470,419	8,314,710
	Rio Grande Hospital		East	17,628,342	7,127,933	11,838,624	1,877,165	1,298,173	39,770,237
	San Luis Valley Health Conejos County Hos..	San Luis Valley	East	9,251,385	5,265,319	2,243,322	926,993	852,834	18,539,853
	Sedgwick County Health Center		East	8,322,038	4,097,784	4,006,780	2,025,300	202,836	18,654,738
	Southeast Colorado Hospital District		East	11,731,063	7,047,185	2,394,369	1,673,765	1,101,977	23,948,359
	Southwest Health System, Inc.		West	52,949,452	34,346,088	21,959,255	3,217,243	8,657,997	121,130,035
	Spanish Peaks Regional Health Center		East	9,749,043	4,355,695	2,159,318	553,807	1,258,310	18,076,173
	St. Thomas More Hospital	Centura Health CHI	East	105,820,797	61,919,237	47,467,699	5,816,031	8,442,342	229,466,106
	St. Vincent General Hospital District		West	4,836,104	3,253,423	4,030,876	1,049,804	1,671,449	14,841,656
	Sterling Regional MedCenter	Banner Health	East	56,735,940	26,496,557	30,375,670	3,301,868	8,073,145	124,983,179
	Weisbrod Memorial County Hospital		East	2,860,272	1,826,928	1,783,630	599,567	96,462	7,166,859
	Wray Community District Hospital		East	13,282,643	4,711,603	9,523,080	1,181,181	5,708,746	34,407,253
	Total			986,237,411	457,291,709	654,961,309	91,306,190	193,483,942	2,383,280,561
Grand Total				29,467,594,695	16,308,117,770	24,310,793,294	2,898,384,632	4,020,080,847	77,004,971,238

Contractual Allowances by Payer

Peer Group	Hospital Name	System	DOI Region	Medicare	Medicaid	Commercial	Self Pay	CICP/Other	Total
Large	Avista Adventist Hospital	Centura Health Adventist	Boulder	179,666,534	79,729,152	163,017,955	16,519,335	6,415,753	445,348,729
	Boulder Community Health		Boulder	650,927,095	156,045,593	480,239,539	5,992,692	49,215,044	1,342,419,963
	Children's Hospital Colorado	Childrens	Denver	5,711,654	900,764,441	668,402,727	2,097,905	209,567,078	1,786,543,806
	Children's Hospital Colorado Springs	Childrens	Colorado Springs	181,223	200,367,257	66,087,342	3,588,503	80,177,344	350,401,669
	Denver Health Medical Center		Denver	423,138,442	952,818,168	201,440,760	51,991,362	22,303,960	1,651,692,692
	Good Samaritan Medical Center	SCL Health	Boulder	621,043,774	130,103,471	363,539,990	10,709,911	32,221,627	1,157,618,773
	Littleton Adventist Hospital	Centura Health Adventist	Denver	607,416,094	137,507,921	316,834,353	17,263,845	15,994,841	1,095,017,054
	Longmont United Hospital	Centura Health CHI	Boulder	232,275,105	111,988,880	90,386,882	6,353,858	10,253,736	451,258,461
	Lutheran Medical Center	SCL Health	Denver	752,385,669	315,207,547	302,003,554	23,054,433	31,493,252	1,424,144,455
	McKee Medical Center	Banner Health	Ft. Collins	147,356,156	41,007,954	38,917,796	-818,806	7,602,999	234,066,099
	Medical Center of the Rockies	UCHealth	Ft. Collins	675,146,596	155,731,942	129,639,160	4,858,956	49,554,458	1,014,931,112
	Memorial Hospital Central	UCHealth	Colorado Springs	1,365,876,056	850,065,122	561,087,249	59,454,809	338,112,946	3,174,596,182
	North Colorado Medical Center	Banner Health	Greeley	328,028,371	193,283,896	95,373,213	-2,530,635	24,763,999	638,918,845
	North Suburban Medical Center	HealthONE	Denver	571,716,000	654,315,537	268,312,000	3,228,463	78,481,000	1,576,053,000
	Parker Adventist Hospital	Centura Health Adventist	Denver	458,960,298	156,877,256	345,751,675	16,794,861	41,212,974	1,019,597,064
	Parkview Medical Center		Pueblo	1,069,681,691	551,824,243	301,159,734	25,235,818	27,957,252	1,975,858,737
	Penrose-St. Francis Health Services	Centura Health CHI	Colorado Springs	1,215,850,598	544,576,487	857,970,204	22,559,806	252,988,046	2,893,945,141
	Platte Valley Medical Center	SCL Health	Denver	102,189,688	84,236,186	53,285,265	9,194,178	13,780,049	262,685,366
	Porter Adventist Hospital	Centura Health Adventist	Denver	512,355,951	198,067,417	271,172,152	9,255,710	20,501,979	1,011,353,209
	Poudre Valley Hospital	UCHealth	Ft. Collins	700,487,749	246,134,136	182,813,938	7,705,698	40,437,150	1,177,578,671
	Presbyterian/St. Luke's Medical Center	HealthONE	Denver	773,342,000	892,003,000	992,489,000	120,971,000	121,712,000	2,900,517,000
	Rose Medical Center	HealthONE	Denver	791,840,000	354,181,000	624,489,000	94,696,000	96,891,000	1,962,097,000
	Sky Ridge Medical Center	HealthONE	Denver	1,538,544,000	310,573,000	1,253,423,000	61,532,000	188,767,000	3,352,839,000
	St. Anthony Hospital	Centura Health CHI	Denver	847,193,224	346,548,791	372,056,891	25,957,079	36,335,961	1,628,091,946
	St. Anthony North Health Campus	Centura Health CHI	Denver	350,099,385	216,727,203	183,061,294	15,819,763	14,050,206	779,757,851
	St. Joseph Hospital	SCL Health	Denver	883,109,081	387,924,473	651,888,388	29,735,061	18,724,799	1,971,381,802
	St. Mary-Corwin Medical Center	Centura Health CHI	Pueblo	256,237,013	148,793,240	65,131,849	1,752,130	21,260,958	493,175,190
	St. Mary's Hospital & Medical Center, Inc.	SCL Health	Grand Junction	469,666,638	231,201,653	77,239,484	10,952,989	95,154,076	884,214,840
	Swedish Medical Center	HealthONE	Denver	1,956,263,000	936,624,000	1,065,985,000	31,014,000	195,413,000	4,185,299,000
	The Medical Center of Aurora	HealthONE	Denver	1,215,541,000	770,220,000	551,934,000	17,904,000	122,244,000	2,677,843,000
	University of Colorado Hospital	UCHealth	Denver	2,823,889,710	1,654,334,607	1,998,536,928	134,005,215	398,133,939	7,008,900,399
	Total			22,526,119,795	12,909,783,574	13,593,670,321	836,849,938	2,661,722,427	52,528,146,057
Medium	Broomfield Hospital	UCHealth	Denver	29,116,125	24,031,397	35,597,184	2,743,180	5,143,412	96,631,299
	Castle Rock Adventist Hospital	Centura Health Adventist	Denver	147,420,081	61,608,486	133,410,379	12,839,070	19,079,714	374,357,730
	Colorado Plains Medical Center	LifePoint	East	31,331,969	17,714,780	5,696,088	1,669,455	9,657,713	66,070,005
	Community Hospital		Grand Junction	49,042,762	52,937,316	84,279,180	242,977,592	17,514,836	446,751,686
	Delta Health		West	49,318,786	15,977,794	32,884,312	0	17,608,721	115,789,613
	Longs Peak Hospital	UCHealth	Greeley	158,522,417	86,558,831	103,412,422	10,030,508	11,827,992	370,352,169
	Mercy Regional Medical Center	Centura Health CHI	West	269,871,338	117,785,897	78,187,092	6,530,795	25,805,320	498,180,442
	Montrose Memorial Hospital		West	131,171,938	45,603,993	18,619,450	1,407,198	17,112,397	213,914,975
	National Jewish Health		Denver	92,255,243	20,393,255	38,709,851	460,349	5,376,058	157,194,756
	OrthoColorado Hospital	Centura Health CHI	Denver	168,101,321	115,720	106,809,495	821,760	4,370,437	280,218,733
	San Luis Valley Health Regional Medical Ce..	San Luis Valley	East	45,461,930	32,808,732	23,402,816	3,583,207	6,718,512	111,975,197
	St. Anthony Summit Medical Center	Centura Health CHI	West	47,776,677	38,646,405	49,347,304	8,657,167	5,425,102	149,852,655
	UCHealth Greeley	UCHealth	Greeley	150,094,309	57,985,655	45,156,238	2,755,114	7,282,996	263,274,312
	UCHealth Highlands Ranch	UCHealth	Denver	139,019,456	34,955,402	140,437,761	4,430,940	12,343,233	331,186,792
	Vail Health Hospital		West	86,709,219	21,081,537	32,876,297	3,581,703	3,639,966	147,888,722
	Valley View Hospital		West	140,876,358	66,961,655	26,414,519	6,534,984	6,025,693	246,813,209
	Yampa Valley Medical Center	UCHealth	West	42,852,112	14,770,710	7,586,011	1,057,749	3,968,737	70,235,319
	Total			1,778,942,041	709,937,564	962,826,398	310,080,771	178,900,840	3,940,687,615
Small	Animas Surgical Hospital		West	40,621,962	12,237,656	19,447,224	4,292,367	7,478,244	84,077,452
	Arkansas Valley Regional Medical Center		East	20,592,755	18,066,093	5,484,523	2,174,046	3,164,974	49,482,391
	Aspen Valley Hospital		West	13,920,153	4,139,577	12,257,895	49,120	1,336,503	31,703,248
	Banner Fort Collins Medical Center	Banner Health	Ft. Collins	25,176,282	15,739,679	15,012,673	103,011	2,083,131	58,114,777
	Colorado Canyons Hospital and Medical Ce..		Grand Junction	25,075,360	2,465,495	20,846,851	1,530,261	11,165,266	61,083,233
	East Morgan County Hospital	Banner Health	East	9,810,673	2,954,525	3,645,476	149,268	1,283,392	17,843,335
	Estes Park Health		Ft. Collins	19,979,603	8,018,677	4,582,185	602,571	2,337,518	35,520,554
	Grand River Hospital District		West	21,340,346	14,471,397	12,751,923	1,674,614	2,505,659	52,743,939
	Grandview Hospital	UCHealth	Colorado Springs	49,797,917	37,208,497	31,731,171	3,423,014	14,887,373	137,047,972
	Gunnison Valley Health		West	17,013,908	8,345,515	11,641,755	856,704	0	37,857,882
	Haxtun Hospital District		East	788,842	935,777	678,980	-81,630	0	2,321,969
	Heart of the Rockies Regional Medical Cen..		East	54,899,980	12,886,988	9,935,811	1,406,162	1,486,019	80,614,960
	Keefe Memorial Health Service District		East	1,004,943	183,102	891,357	0	127,622	2,207,024
	Kit Carson County Health Service District		East	6,360,057	2,899,654	2,477,294	15,219	0	11,752,223
	Lincoln Community Hospital		East	3,762,886	521,299	3,146,072	0	144,222	7,574,479
	Melissa Memorial Hospital		East	6,344,585	2,149,423	1,556,666	84,267	493,670	10,628,613
	Memorial Regional Health		West	23,074,247	14,752,388	0	0	3,463,469	41,290,104
	Mt. San Rafael Hospital		East	13,981,658	13,400,111	8,853,447	0	0	36,235,216
	Pagosa Springs Medical Center		West	0	0	0	0	30,307,926	30,307,926
	Pikes Peak Regional Hospital	UCHealth	Colorado Springs	17,784,004	10,196,653	5,874,252	412,175	3,080,545	37,347,629
	Pioneers Medical Center		West	0	0	0	0	0	11,581,732
	Prowers Medical Center		East	6,477,623	1,489,870	1,542,791	47,542	1,719,750	11,277,576
	Rangely District Hospital		West	3,940,634	-782,270	-448,190	-530,442	-33,033	2,146,699
	Rio Grande Hospital		East	9,442,592	1,783,811	4,494,378	245,477	290,601	16,256,859
	San Luis Valley Health Conejos County Hos..	San Luis Valley	East	3,146,792	1,791,041	763,085	315,325	290,099	6,306,342
	Sedgwick County Health Center		East	3,906,871	-480,371	1,544,789	86,800	124,462	5,182,551
	Southeast Colorado Hospital District		East	4,135,461	590,723	415,057	241,364	616,790	5,999,395
	Southwest Health System, Inc.		West	28,352,149	25,839,182	10,833,919	1,325,759	4,046,129	70,397,138
	Spanish Peaks Regional Health Center		East	4,358,685	2,966,813	509,844	85,364	705,652	8,626,358
	St. Thomas More Hospital	Centura Health CHI	East	80,229,205	48,912,850	15,967,937	1,983,277	6,193,836	153,287,105
	St. Vincent General Hospital District		West	20,782	2,304,318	1,137,770	0	435,460	3,898,330
	Sterling Regional MedCenter	Banner Health	East	37,604,141	11,704,368	7,017,266	-76,486	5,054,071	61,303,360
	Weisbrod Memorial County Hospital		East	-1,153,748	437,425	548,235	8,182	23,870	-136,036
	Wray Community District Hospital		East	5,787,856	1,658,248	3,223,848	2,867	394,395	11,067,214
	Total			557,579,205	279,788,514	218,366,285	20,426,199	105,207,615	1,192,949,549
Grand Total				24,862,641,041	13,899,509,652	14,774,863,005	1,167,356,908	2,945,830,881	57,661,783,220

Net Patient Revenue by Payer

Peer Group	Hospital Name	System	DOI Region	Medicare	Medicaid	Commercial	Self Pay	CICP/Other	Total
Large	Avista Adventist Hospital	Centura Health Adventist	Boulder	32,548,661	22,180,487	99,912,713	1,605,053	1,107,404	157,354,318
	Boulder Community Health		Boulder	87,293,387	34,853,590	151,529,231	8,215,606	37,726,590	319,618,404
	Children's Hospital Colorado	Childrens	Denver	876,979	220,646,822	743,674,335	14,691,432	87,866,957	1,067,756,525
	Children's Hospital Colorado Springs	Childrens	Colorado Springs	11,739	49,396,809	84,951,806	1,788,444	35,683,712	171,832,509
	Denver Health Medical Center		Denver	132,811,497	387,701,790	233,888,176	91,744,349	42,173,763	888,319,576
	Good Samaritan Medical Center	SCL Health	Boulder	93,622,408	34,736,883	168,732,552	1,639,639	9,390,400	308,121,882
	Littleton Adventist Hospital	Centura Health Adventist	Denver	92,300,117	32,011,123	177,479,505	-1,595,194	2,771,462	302,967,013
	Longmont United Hospital	Centura Health CHI	Boulder	38,854,636	23,903,918	70,606,274	249,328	8,118,499	141,732,655
	Lutheran Medical Center	SCL Health	Denver	112,893,471	73,129,372	159,243,931	2,521,553	8,156,781	355,945,107
	McKee Medical Center	Banner Health	Ft. Collins	39,360,423	21,056,983	65,482,126	1,304,906	5,376,871	132,581,309
	Medical Center of the Rockies	UCHealth	Ft. Collins	128,979,189	40,476,411	300,103,663	8,850,078	20,683,750	499,093,092
	Memorial Hospital Central	UCHealth	Colorado Springs	231,043,415	176,384,645	412,051,282	2,341,105	73,426,222	895,246,669
	North Colorado Medical Center	Banner Health	Greeley	90,013,894	60,895,860	145,696,077	6,493,833	17,727,577	320,827,241
	North Suburban Medical Center	HealthONE	Denver	45,126,000	56,184,463	96,533,000	1,683,537	9,049,000	208,576,000
	Parker Adventist Hospital	Centura Health Adventist	Denver	75,929,673	35,627,729	212,437,152	2,074,282	6,614,170	332,683,006
	Parkview Medical Center		Pueblo	171,839,817	112,676,098	168,469,434	18,007,858	-16,621,666	454,371,541
	Penrose-St. Francis Health Services	Centura Health CHI	Colorado Springs	236,086,887	149,118,804	347,675,531	1,518,184	48,812,111	783,211,517
	Platte Valley Medical Center	SCL Health	Denver	25,386,431	23,837,675	67,270,579	1,231,806	9,806,703	127,533,194
	Porter Adventist Hospital	Centura Health Adventist	Denver	94,297,455	34,181,030	142,337,816	-4,676,492	5,047,740	271,187,549
	Poudre Valley Hospital	UCHealth	Ft. Collins	170,478,191	79,235,154	352,223,015	4,458,556	26,549,982	632,944,898
	Presbyterian/St. Luke's Medical Center	HealthONE	Denver	81,760,000	101,503,000	424,906,000	-2,275,000	31,441,000	637,335,000
	Rose Medical Center	HealthONE	Denver	79,783,000	35,357,000	217,722,000	-5,562,000	14,830,000	342,130,000
	Sky Ridge Medical Center	HealthONE	Denver	130,892,000	30,179,000	339,774,000	-6,235,000	32,010,000	526,620,000
	St. Anthony Hospital	Centura Health CHI	Denver	136,999,291	51,126,453	227,212,748	2,975,268	6,277,223	424,590,983
	St. Anthony North Health Campus	Centura Health CHI	Denver	63,474,052	37,469,425	110,044,832	2,533,199	2,287,606	215,809,114
	St. Joseph Hospital	SCL Health	Denver	173,871,898	86,000,513	291,503,744	2,882,817	4,891,422	559,150,397
	St. Mary-Corwin Medical Center	Centura Health CHI	Pueblo	44,386,798	32,553,371	44,137,475	1,385,433	3,225,485	125,688,562
	St. Mary's Hospital & Medical Center, Inc.	SCL Health	Grand Junction	130,055,427	73,076,546	185,063,951	2,676,286	36,335,135	427,207,345
	Swedish Medical Center	HealthONE	Denver	198,335,000	87,454,000	347,857,000	-20,215,000	36,010,000	649,441,000
	The Medical Center of Aurora	HealthONE	Denver	145,772,000	84,612,000	176,583,000	-20,235,000	16,381,000	403,113,000
	University of Colorado Hospital	UCHealth	Denver	521,154,006	326,130,067	1,103,637,105	9,433,316	115,427,463	2,075,781,958
	Total			3,606,237,743	2,613,697,022	7,668,740,053	131,512,183	738,584,363	14,758,771,365
Medium	Broomfield Hospital	UCHealth	Denver	9,016,652	6,473,809	21,316,716	-512,561	1,619,983	37,914,600
	Castle Rock Adventist Hospital	Centura Health Adventist	Denver	25,744,825	11,447,275	79,138,994	1,882,264	3,270,349	121,483,707
	Colorado Plains Medical Center	LifePoint	East	7,349,019	8,456,936	19,402,301	1,456,749	2,508,636	39,173,641
	Community Hospital		Grand Junction	26,735,594	29,048,673	38,234,203	101,316,673	9,425,788	204,760,930
	Delta Health		West	56,460,775	19,198,757	14,665,443	4,987,354	-15,130,828	80,181,502
	Longs Peak Hospital	UCHealth	Greeley	23,734,565	16,869,976	63,590,604	1,442,651	11,145,386	116,783,181
	Mercy Regional Medical Center	Centura Health CHI	West	66,688,294	38,711,799	131,765,494	1,643,900	6,549,447	245,358,934
	Montrose Memorial Hospital		West	43,894,752	15,741,367	51,007,054	1,849,771	3,861,462	116,354,406
	National Jewish Health		Denver	33,050,053	17,787,986	49,242,332	221,035	2,539,337	102,840,743
	OrthoColorado Hospital	Centura Health CHI	Denver	31,333,285	7,773	65,476,985	283,248	798,977	97,900,268
	San Luis Valley Health Regional Medical Ce..	San Luis Valley	East	36,448,469	26,699,316	18,803,092	1,444,829	1,107,722	84,503,428
	St. Anthony Summit Medical Center	Centura Health CHI	West	7,412,217	10,816,037	95,133,648	1,074,457	782,338	115,218,697
	UCHealth Greeley	UCHealth	Greeley	20,357,703	9,772,539	57,142,337	1,891,659	5,565,366	94,729,604
	UCHealth Highlands Ranch	UCHealth	Denver	18,793,449	9,545,388	70,434,704	-1,420,611	5,294,202	102,647,132
	Vail Health Hospital		West	43,164,493	11,811,305	133,255,734	-1,317,251	2,783,099	189,697,380
	Valley View Hospital		West	56,361,944	10,903,503	165,114,264	3,420,856	10,864,042	246,664,608
	Yampa Valley Medical Center	UCHealth	West	21,252,063	10,834,507	66,003,642	1,989,872	3,664,635	103,744,719
	Total			527,798,152	254,126,946	1,139,727,547	121,654,895	56,649,939	2,099,957,480
Small	Animas Surgical Hospital		West	13,516,598	667,863	20,492,685	1,153,777	1,879,214	37,710,137
	Arkansas Valley Regional Medical Center		East	8,544,114	12,139,920	12,797,220	-3,594,220	2,922,722	32,809,756
	Aspen Valley Hospital		West	25,989,804	4,364,584	53,985,121	1,715,264	2,975,729	89,030,502
	Banner Fort Collins Medical Center	Banner Health	Ft. Collins	8,535,647	6,989,150	21,549,702	220,355	2,488,703	39,783,557
	Colorado Canyons Hospital and Medical Ce..		Grand Junction	20,807,641	3,997,276	16,164,292	429,994	8,619,069	50,018,272
	East Morgan County Hospital	Banner Health	East	14,790,106	8,354,160	10,580,409	318,881	1,158,870	35,202,426
	Estes Park Health		Ft. Collins	26,079,526	7,594,494	15,912,533	1,336,919	272,497	51,195,969
	Grand River Hospital District		West	16,636,787	6,726,045	24,567,238	4,255,927	-1,878,430	50,307,567
	Grandview Hospital	UCHealth	Colorado Springs	10,122,059	5,664,355	17,927,093	-1,014,521	4,009,658	36,708,644
	Gunnison Valley Health		West	14,682,117	4,370,554	33,897,514	1,992,285	0	54,942,471
	Haxtun Hospital District		East	4,609,258	2,230,546	2,793,632	583,929	0	10,217,365
	Heart of the Rockies Regional Medical Cen..		East	36,373,389	10,259,838	32,597,848	2,295,235	2,621,167	84,147,477
	Keefe Memorial Health Service District		East	1,826,106	548,784	3,693,213	-273,972	245,271	6,039,402
	Kit Carson County Health Service District		East	7,631,612	2,079,057	5,875,396	1,914,331	0	17,500,396
	Lincoln Community Hospital		East	6,984,535	3,759,547	4,002,593	-262,086	735,108	15,219,698
	Melissa Memorial Hospital		East	8,516,353	2,353,580	4,470,202	273,399	1,717,942	17,331,476
	Memorial Regional Health		West	11,255,008	7,175,038	814,466	5,410,218	33,825,586	58,480,316
	Mt. San Rafael Hospital		East	7,703,947	8,956,802	13,479,766	2,734,168	52,337	32,927,020
	Pagosa Springs Medical Center		West	23,865,556	11,665,256	15,465,735	2,408,322	-21,369,827	32,035,042
	Pikes Peak Regional Hospital	UCHealth	Colorado Springs	7,176,315	4,012,921	7,887,185	360,621	1,966,776	21,403,818
	Pioneers Medical Center		West	0	0	0	0	0	31,391,725
	Prowers Medical Center		East	11,788,585	12,823,271	6,652,668	754,486	861,085	32,880,095
	Rangely District Hospital		West	7,017,725	1,240,997	1,388,220	-71,336	437,386	10,012,992
	Rio Grande Hospital		East	8,118,626	5,337,066	7,277,122	-216,386	986,403	21,502,830
	San Luis Valley Health Conejos County Hos..	San Luis Valley	East	6,009,346	3,457,713	1,438,825	400,469	218,929	11,525,282
	Sedgwick County Health Center		East	4,296,674	4,578,155	2,184,971	1,521,420	56,692	12,637,911
	Southeast Colorado Hospital District		East	7,567,719	6,456,462	1,979,311	1,058,838	-16,766	17,045,564
	Southwest Health System, Inc.		West	24,503,381	16,250,107	10,647,485	252,951	3,632,109	55,286,034
	Spanish Peaks Regional Health Center		East	5,259,264	1,387,000	1,585,397	433,446	336,115	9,001,222
	St. Thomas More Hospital	Centura Health CHI	East	25,084,204	22,916,218	30,887,040	356,730	2,306,223	81,550,415
	St. Vincent General Hospital District		West	4,414,945	2,514,399	2,559,393	962,892	1,097,612	11,549,241
	Sterling Regional MedCenter	Banner Health	East	18,908,895	14,653,843	22,703,799	145,039	2,970,052	59,381,627
	Weisbrod Memorial County Hospital		East	4,014,020	1,389,503	1,235,395	462,162	72,592	7,173,672
	Wray Community District Hospital		East	7,425,577	3,052,153	6,278,047	376,010	5,314,351	22,446,138
	Total			410,055,439	209,966,657	415,771,515	28,695,547	60,515,176	1,156,396,059
Grand Total				4,544,091,334	3,077,790,625	9,224,239,115	281,862,625	855,749,478	18,015,124,904

Total Operating Expense by Expense Allocation

Peer Group	Hospital Name	System	DOI Region	Direct Patient	Other Patient	General	Other	Expenses Total
Large	Avista Adventist Hospital	Centura Health Adventist	Boulder	119,420,864	0	23,665,697	0	143,086,562
	Boulder Community Health		Boulder	221,883,825	62,264,884	77,575,423	0	361,724,132
	Children's Hospital Colorado	Childrens	Denver	969,251,647	0	180,383,737	57,223,970	1,206,859,354
	Children's Hospital Colorado Springs	Childrens	Colorado Springs	141,448,228	0	36,973,574	0	178,421,803
	Denver Health Medical Center		Denver	647,572,591	17,182,848	309,563,041	129,189,800	1,103,508,280
	Good Samaritan Medical Center	SCL Health	Boulder	210,323,641	35,796,612	35,464,551	0	281,584,804
	Littleton Adventist Hospital	Centura Health Adventist	Denver	248,220,730	0	48,394,453	0	296,615,183
	Longmont United Hospital	Centura Health CHI	Boulder	117,728,471	0	31,061,218	0	148,789,690
	Lutheran Medical Center	SCL Health	Denver	267,021,761	58,908,114	56,315,598	0	382,245,473
	McKee Medical Center	Banner Health	Ft. Collins	43,244,407	23,380,203	33,438,625	24,798,098	124,861,333
	Medical Center of the Rockies	UCHealth	Ft. Collins	333,171,610	51,108,504	58,507,679	0	442,787,792
	Memorial Hospital Central	UCHealth	Colorado Springs	673,524,307	105,711,703	97,385,251	0	876,621,262
	North Colorado Medical Center	Banner Health	Greeley	132,689,415	38,268,436	75,812,235	85,231,574	332,001,660
	North Suburban Medical Center	HealthONE	Denver	109,907,000	15,724,000	24,878,000	27,882,000	178,391,000
	Parker Adventist Hospital	Centura Health Adventist	Denver	235,701,223	0	53,007,876	0	288,709,099
	Parkview Medical Center		Pueblo	214,671,553	103,684,776	102,238,585	40,925,514	461,520,428
	Penrose-St. Francis Health Services	Centura Health CHI	Colorado Springs	569,199,224	0	152,400,639	0	721,599,864
	Platte Valley Medical Center	SCL Health	Denver	112,342,646	14,754,439	19,646,693	0	146,743,778
	Porter Adventist Hospital	Centura Health Adventist	Denver	262,491,294	0	60,900,198	0	323,391,491
	Poudre Valley Hospital	UCHealth	Ft. Collins	428,922,724	69,693,700	59,357,636	0	557,974,059
	Presbyterian/St. Luke's Medical Center	HealthONE	Denver	305,657,000	60,238,000	68,383,000	46,313,000	480,591,000
	Rose Medical Center	HealthONE	Denver	165,544,000	35,792,000	44,043,000	37,637,000	283,016,000
	Sky Ridge Medical Center	HealthONE	Denver	223,331,000	53,637,000	54,607,000	46,273,000	377,848,000
	St. Anthony Hospital	Centura Health CHI	Denver	340,550,236	0	72,708,054	0	413,258,290
	St. Anthony North Health Campus	Centura Health CHI	Denver	157,981,464	0	40,843,144	0	198,824,608
	St. Joseph Hospital	SCL Health	Denver	410,469,914	82,344,683	73,920,939	0	566,735,536
	St. Mary-Corwin Medical Center	Centura Health CHI	Pueblo	118,630,250	0	23,787,583	0	142,417,833
	St. Mary's Hospital & Medical Center, Inc.	SCL Health	Grand Junction	291,297,359	85,435,535	52,142,868	0	428,875,762
	Swedish Medical Center	HealthONE	Denver	317,542,000	57,965,000	65,023,000	63,746,000	504,276,000
	The Medical Center of Aurora	HealthONE	Denver	228,620,000	45,321,000	51,114,000	52,235,000	377,290,000
	University of Colorado Hospital	UCHealth	Denver	1,505,811,474	194,629,642	206,000,139	1,801,352	1,908,242,607
	Total			10,124,171,860	1,211,841,079	2,289,543,436	613,256,308	14,238,812,682
Medium	Broomfield Hospital	UCHealth	Denver	35,317,787	3,221,679	9,791,217	0	48,330,683
	Castle Rock Adventist Hospital	Centura Health Adventist	Denver	100,630,544	0	21,579,986	0	122,210,530
	Colorado Plains Medical Center	LifePoint	East	18,703,296	814,760	3,442,631	5,708,494	28,669,181
	Community Hospital		Grand Junction	98,570,209	7,582,324	26,538,133	45,493,942	178,184,608
	Delta Health		West	92,465,208	0	0	0	92,465,208
	Longs Peak Hospital	UCHealth	Greeley	110,427,049	12,417,046	17,418,826	0	140,262,921
	Mercy Regional Medical Center	Centura Health CHI	West	182,067,475	0	37,520,067	0	219,587,541
	Montrose Memorial Hospital		West	80,993,583	0	43,675,378	0	124,668,961
	OrthoColorado Hospital	Centura Health CHI	Denver	52,002,594	0	11,288,975	0	63,291,569
	San Luis Valley Health Regional Medical Ce..	San Luis Valley	East	66,495,980	0	25,752,973	401,577	92,650,530
	St. Anthony Summit Medical Center	Centura Health CHI	West	67,860,607	0	16,197,986	0	84,058,593
	UCHealth Greeley	UCHealth	Greeley	118,947,352	8,793,854	20,227,518	0	147,968,725
	UCHealth Highlands Ranch	UCHealth	Denver	156,363,457	11,283,773	21,622,890	0	189,270,121
	Vail Health Hospital		West	104,553,614	27,633,749	89,478,972	4,961,204	226,627,538
	Valley View Hospital		West	198,669,679	375,045	52,590,277	0	251,635,001
	Yampa Valley Medical Center	UCHealth	West	77,590,617	10,030,639	14,880,495	0	102,501,752
	Total			1,561,659,050	82,152,870	412,006,325	56,565,217	2,112,383,462
Small	Animas Surgical Hospital		West	19,804,528	1,787,491	11,299,110	32,000	32,923,129
	Arkansas Valley Regional Medical Center		East	25,441,627	1,268,728	3,312,676	2,908,446	32,931,478
	Aspen Valley Hospital		West	50,530,817	5,345,674	40,757,910	2,931,358	99,565,759
	Banner Fort Collins Medical Center	Banner Health	Ft. Collins	15,247,764	5,166,370	12,495,330	13,321,641	46,231,105
	Colorado Canyons Hospital and Medical Ce..		Grand Junction	37,907,406	4,448,587	6,553,288	0	48,909,281
	East Morgan County Hospital	Banner Health	East	15,878,341	3,071,163	9,626,219	5,555,023	34,130,746
	Estes Park Health		Ft. Collins	39,938,711	0	8,455,820	7,317,782	55,712,313
	Grand River Hospital District		West	60,473,455	0	0	0	60,473,455
	Grandview Hospital	UCHealth	Colorado Springs	33,719,373	4,279,836	6,674,722	0	44,673,931
	Gunnison Valley Health		West	29,490,598	8,436,203	13,393,271	0	51,320,072
	Haxtun Hospital District		East	7,392,235	897,991	2,385,755	0	10,675,981
	Heart of the Rockies Regional Medical Cen..		East	49,007,718	808,843	34,709,753	1,554,399	86,080,713
	Keefe Memorial Health Service District		East	3,663,790	1,120,488	2,081,184	0	6,865,462
	Kit Carson County Health Service District		East	11,695,146	369,458	2,855,365	3,652,873	18,572,842
	Lincoln Community Hospital		East	10,637,632	2,345,127	6,396,576	297,384	19,676,719
	Melissa Memorial Hospital		East	0	0	0	19,301,494	19,301,494
	Memorial Regional Health		West	28,317,780	5,749,060	12,710,394	16,489,353	63,266,587
	Mt. San Rafael Hospital		East	33,270,611	0	2,733,066	0	36,003,677
	Pagosa Springs Medical Center		West	26,472,109	0	8,004,237	2,023,735	36,500,081
	Pikes Peak Regional Hospital	UCHealth	Colorado Springs	16,726,180	2,501,162	3,140,719	0	22,368,061
	Pioneers Medical Center		West	1,757,680	0	1,212,665	32,810,616	35,780,961
	Prowers Medical Center		East	22,576,582	0	7,882,031	2,540,952	32,999,565
	Rangely District Hospital		West	13,486,406	0	3,858,292	0	17,344,698
	Rio Grande Hospital		East	21,124,348	0	1,561,277	0	22,685,625
	San Luis Valley Health Conejos County Hos..	San Luis Valley	East	6,855,951	0	4,050,471	20,510	10,926,932
	Sedgwick County Health Center		East	8,245,704	1,597,529	2,273,685	581,974	12,698,892
	Southeast Colorado Hospital District		East	0	0	0	19,261,771	19,261,771
	Southwest Health System, Inc.		West	27,439,852	9,138,976	9,737,547	21,403,238	67,719,612
	Spanish Peaks Regional Health Center		East	10,744,260	1,430,421	4,559,616	0	16,734,297
	St. Thomas More Hospital	Centura Health CHI	East	52,246,489	0	17,481,335	0	69,727,824
	St. Vincent General Hospital District		West	7,327,321	1,188,572	4,204,272	352,613	13,072,778
	Sterling Regional MedCenter	Banner Health	East	23,272,712	6,529,025	14,982,195	8,639,872	53,423,804
	Weisbrod Memorial County Hospital		East	8,934,935	0	0	0	8,934,935
	Wray Community District Hospital		East	0	0	0	24,365,571	24,365,571
	Total			719,628,062	67,480,703	259,388,782	185,362,605	1,231,860,152
Grand Total				12,405,458,972	1,361,474,651	2,960,938,543	855,184,130	17,583,056,296

*National Jewish Health is excluded from this table due to limitations in breaking out payroll expeneses. Its total operating expenses were $305,290,000 in 2020.

Bad Debt Costs by Payer

DOI Region	Hospital Name	System	Peer Group	Medicare	Medicaid	Commercial	Self Pay	CICP/Other	Total
Boulder	Avista Adventist Hospital	Centura Health Adventist	Large	-74,673	-116,393	214,256	759,747	-76,565	706,372
	Boulder Community Health		Large	1,062,779	65,917	1,871,554	375,411	7,067	3,382,727
	Good Samaritan Medical Center	SCL Health	Large	96,588	-62	912,263	249,569	73,570	1,331,926
	Longmont United Hospital	Centura Health CHI	Large	-26,679	-33,790	559,589	1,358,276	-32,584	1,824,814
	Total			1,058,014	-84,328	3,557,662	2,743,003	-28,513	7,245,839
Colorado Springs	Children's Hospital Colorado Springs	Childrens	Large	0	464,608	494,833	0	550,707	1,510,149
	Grandview Hospital	UCHealth	Small	-474,111	-4,193	797,874	862,981	-52,923	1,129,628
	Memorial Hospital Central	UCHealth	Large	37,351	395,042	4,392,554	10,497,758	702,624	16,025,329
	Penrose-St. Francis Health Services	Centura Health CHI	Large	99,100	4,499	1,505,854	4,206,998	-623,570	5,192,882
	Pikes Peak Regional Hospital	UCHealth	Small	85,528	14,159	229,755	486,302	13,622	829,366
	Total			-252,132	874,116	7,420,870	16,054,039	590,461	24,687,353
Denver	Broomfield Hospital	UCHealth	Medium	3,188	-781	624,890	798,029	8,946	1,434,271
	Castle Rock Adventist Hospital	Centura Health Adventist	Medium	10,468	8,237	798,640	1,108,661	59,973	1,985,979
	Children's Hospital Colorado	Childrens	Large	856,969	4,511,033	4,650,888	1,987,352	2,915,711	14,921,953
	Denver Health Medical Center		Large	1,053,969	385,529	5,936,991	23,512,508	2,354,265	33,243,262
	Littleton Adventist Hospital	Centura Health Adventist	Large	-145,279	-73,408	1,067,424	2,451,817	-16,819	3,283,735
	Lutheran Medical Center	SCL Health	Large	401,744	34,305	793,110	1,409,308	175,483	2,813,949
	National Jewish Health		Medium	479,995	11,524	976,687	144,054	30,971	1,643,232
	North Suburban Medical Center	HealthONE	Large	35,959	649	188,413	289,987	7,322	522,329
	OrthoColorado Hospital	Centura Health CHI	Medium	73,763	-3	15,417	6,599	-495	95,281
	Parker Adventist Hospital	Centura Health Adventist	Large	56,889	-134,761	1,112,983	2,022,592	35,401	3,093,104
	Platte Valley Medical Center	SCL Health	Large	265,052	10,029	1,293,002	1,134,061	484,734	3,186,878
	Porter Adventist Hospital	Centura Health Adventist	Large	-1,514,556	-321,831	840,637	2,794,802	-401,115	1,397,938
	Presbyterian/St. Luke's Medical Center	HealthONE	Large	59,548	1,071	274,722	287,702	21,009	644,052
	Rose Medical Center	HealthONE	Large	22,822	480	126,360	88,524	7,327	245,513
	Sky Ridge Medical Center	HealthONE	Large	42,921	383	327,371	139,016	20,982	530,673
	St. Anthony Hospital	Centura Health CHI	Large	5,333	-63,896	1,170,058	3,289,631	32,116	4,433,242
	St. Anthony North Health Campus	Centura Health CHI	Large	153,200	-42,107	1,071,915	2,063,948	-54,330	3,192,627
	St. Joseph Hospital	SCL Health	Large	393,910	239,309	1,184,671	877,870	55,438	2,751,197
	Swedish Medical Center	HealthONE	Large	-123,283	-1,933	-427,422	-490,589	-16,580	-1,059,807
	The Medical Center of Aurora	HealthONE	Large	-39,769	-581	-150,007	-198,497	-4,768	-393,622
	UCHealth Highlands Ranch	UCHealth	Medium	18,914	16,802	114,288	1,030,732	3,596	1,184,331
	University of Colorado Hospital	UCHealth	Large	634,110	389,001	5,332,273	12,754,137	207,254	19,316,774
	Total			2,745,866	4,969,050	27,323,310	57,502,245	5,926,420	98,466,891
East	Arkansas Valley Regional Medical Center		Small	0	0	0	1,580,494	0	1,580,494
	Colorado Plains Medical Center	LifePoint	Medium	260,188	176,044	168,825	21,028	81,837	707,923
	East Morgan County Hospital	Banner Health	Small	119,519	84,273	128,747	84,366	39,892	456,797
	Haxtun Hospital District		Small	0	0	3,220	127,760	0	130,981
	Heart of the Rockies Regional Medical Cen..		Small	74,735	14,346	345,808	765,776	10,499	1,211,164
	Keefe Memorial Health Service District		Small	0	0	0	224,877	0	224,877
	Kit Carson County Health Service District		Small	0	0	0	0	0	0
	Lincoln Community Hospital		Small	0	0	0	1,738,102	0	1,738,102
	Melissa Memorial Hospital		Small	0	0	0	0	269,889	269,889
	Mt. San Rafael Hospital		Small	355,645	250,868	348,568	45,311	141	1,000,533
	Prowers Medical Center		Small	182,192	42,735	244,912	697,253	107,417	1,274,508
	Rio Grande Hospital		Small	5,789	0	5,789	277,893	0	289,472
	San Luis Valley Health Conejos County Hos..	San Luis Valley	Small	55,839	9,711	24,278	123,816	29,133	242,778
	San Luis Valley Health Regional Medical Ce..	San Luis Valley	Medium	313,433	52,239	143,657	652,986	143,656	1,305,971
	Sedgwick County Health Center		Small	65,032	0	146,323	186,968	8,129	406,452
	Southeast Colorado Hospital District		Small	20,229	0	0	0	273,722	293,951
	Spanish Peaks Regional Health Center		Small	4,277	0	4,702	24,926	824	34,729
	St. Thomas More Hospital	Centura Health CHI	Small	40,292	-31,738	51,847	649,402	-76,928	632,875
	Sterling Regional MedCenter	Banner Health	Small	85,875	56,999	193,598	201,055	25,080	562,606
	Weisbrod Memorial County Hospital		Small	0	0	0	2,308	0	2,308
	Wray Community District Hospital		Small	46,594	809	14,262	515,991	0	577,657
	Total			1,629,641	656,286	1,824,536	7,920,312	913,291	12,944,066
Ft. Collins	Banner Fort Collins Medical Center	Banner Health	Small	-26,229	68,166	489,593	168,450	36,819	736,799
	Estes Park Health		Small	0	0	0	427,370	0	427,370
	McKee Medical Center	Banner Health	Large	168,561	99,318	591,147	409,519	38,954	1,307,499
	Medical Center of the Rockies	UCHealth	Large	105,717	110,926	2,613,327	3,517,821	-28,680	6,319,111
	Poudre Valley Hospital	UCHealth	Large	336,958	190,285	2,709,484	4,988,076	73,891	8,298,694
	Total			585,007	468,694	6,403,551	9,511,236	120,985	17,089,473
Grand Junction	Colorado Canyons Hospital and Medical Ce..		Small	364,124	10,189	239,245	265,807	894	880,258
	Community Hospital		Medium	205,326	118,686	1,887,099	8,950,962	109,424	11,271,496
	St. Mary's Hospital & Medical Center, Inc.	SCL Health	Large	438,712	-38,837	599,659	1,516,756	519,307	3,035,597
	Total			1,008,161	90,038	2,726,003	10,733,525	629,625	15,187,351
Greeley	Longs Peak Hospital	UCHealth	Medium	54,283	61,102	951,670	1,636,921	14,862	2,718,839
	North Colorado Medical Center	Banner Health	Large	599,362	519,851	1,086,862	695,861	187,767	3,089,702
	UCHealth Greeley	UCHealth	Medium	41,272	57,124	983,323	1,637,939	24,774	2,744,432
	Total			694,917	638,076	3,021,855	3,970,722	227,403	8,552,973
Pueblo	Parkview Medical Center		Large	0	0	0	0	2,184,169	2,184,169
	St. Mary-Corwin Medical Center	Centura Health CHI	Large	-68,717	-117,590	-131,530	207,398	-81,554	-191,993
	Total			-68,717	-117,590	-131,530	207,398	2,102,615	1,992,177
West	Animas Surgical Hospital		Small	13,099	44,791	116,020	110,820	4,587	289,317
	Aspen Valley Hospital		Small	96,670	-7,460	722,743	1,252,827	151,618	2,216,397
	Delta Health		Medium	497,016	165,672	220,896	27,612	9,204	920,400
	Grand River Hospital District		Small	1,187,586	542,897	848,276	814,345	0	3,393,103
	Gunnison Valley Health		Small	13,634	6,817	286,305	374,924	0	681,679
	Memorial Regional Health		Small	1,088,279	441,420	538,578	2,501	121,117	2,191,896
	Mercy Regional Medical Center	Centura Health CHI	Medium	167,111	-144,424	929,654	1,137,575	-1,102	2,088,815
	Montrose Memorial Hospital		Medium	0	0	0	1,374,883	0	1,374,883
	Pagosa Springs Medical Center		Small	0	0	0	0	986,347	986,347
	Pioneers Medical Center		Small	435,023	91,584	0	91,584	526,607	1,144,797
	Rangely District Hospital		Small	0	0	935,409	0	0	935,409
	Southwest Health System, Inc.		Small	48,349	54,287	245,987	843,482	504,359	1,696,465
	St. Anthony Summit Medical Center	Centura Health CHI	Medium	-29,020	-47,732	1,125,625	1,618,203	-39,880	2,627,196
	St. Vincent General Hospital District		Small	266,628	179,370	222,233	57,879	92,151	818,261
	Vail Health Hospital		Medium	-23,656	432	29,350	4,929,005	-7,090	4,928,042
	Valley View Hospital		Medium	50,343	15,768	0	2,413,161	7,455	2,486,728
	Yampa Valley Medical Center	UCHealth	Medium	63,129	27,991	1,109,812	1,210,519	12,303	2,423,753
	Total			3,874,190	1,371,412	7,330,889	16,259,320	2,367,678	31,203,489
Grand Total				11,274,948	8,865,756	59,477,144	124,901,800	12,849,964	217,369,612

Bad Debt Charges by Payer

DOI Region	Hospital Name	System	Peer Group	Medicare	Medicaid	Commercial	Self Pay	CICP/Other	Total
Boulder	Avista Adventist Hospital	Centura Health Adventist	Large	-317,835	-495,405	911,945	3,233,734	-325,887	3,006,552
	Boulder Community Health		Large	4,986,651	309,288	8,781,496	1,761,463	33,157	15,872,055
	Good Samaritan Medical Center	SCL Health	Large	501,696	-323	4,738,486	1,296,312	382,136	6,918,307
	Longmont United Hospital	Centura Health CHI	Large	-110,222	-139,600	2,311,904	5,611,622	-134,617	7,539,087
	Total			5,060,290	-326,040	16,743,831	11,903,131	-45,211	33,336,001
Colorado Springs	Children's Hospital Colorado Springs	Childrens	Large	0	1,386,915	1,477,139	0	1,643,932	4,507,986
	Grandview Hospital	UCHealth	Small	-1,873,053	-16,564	3,152,130	3,409,346	-209,082	4,462,777
	Memorial Hospital Central	UCHealth	Large	175,989	1,861,353	20,696,772	49,463,183	3,310,615	75,507,912
	Penrose-St. Francis Health Services	Centura Health CHI	Large	511,964	23,245	7,779,459	21,733,955	-3,221,451	26,827,172
	Pikes Peak Regional Hospital	UCHealth	Small	223,648	37,025	600,785	1,271,631	35,621	2,168,710
	Total			-961,452	3,291,974	33,706,286	75,878,115	1,559,634	113,474,557
Denver	Broomfield Hospital	UCHealth	Medium	9,028	-2,213	1,769,719	2,260,059	25,335	4,061,928
	Castle Rock Adventist Hospital	Centura Health Adventist	Medium	43,991	34,617	3,356,280	4,659,140	252,037	8,346,065
	Children's Hospital Colorado	Childrens	Large	2,198,928	11,575,024	11,933,882	5,099,419	7,481,530	38,288,783
	Denver Health Medical Center		Large	2,775,099	1,015,096	15,632,086	61,908,393	6,198,775	87,529,450
	Littleton Adventist Hospital	Centura Health Adventist	Large	-693,126	-350,232	5,092,696	11,697,653	-80,246	15,666,745
	Lutheran Medical Center	SCL Health	Large	1,887,652	161,185	3,726,543	6,621,845	824,533	13,221,758
	National Jewish Health		Medium	720,100	17,289	1,465,248	216,113	46,464	2,465,214
	North Suburban Medical Center	HealthONE	Large	388,000	7,000	2,033,000	3,129,000	79,000	5,636,000
	OrthoColorado Hospital	Centura Health CHI	Medium	444,339	-18	92,868	39,753	-2,979	573,963
	Parker Adventist Hospital	Centura Health Adventist	Large	270,053	-639,712	5,283,331	9,601,241	168,050	14,682,963
	Platte Valley Medical Center	SCL Health	Large	741,486	28,055	3,617,186	3,172,549	1,356,049	8,915,325
	Porter Adventist Hospital	Centura Health Adventist	Large	-6,156,690	-1,308,245	3,417,200	11,360,904	-1,630,536	5,682,633
	Presbyterian/St. Luke's Medical Center	HealthONE	Large	445,000	8,000	2,053,000	2,150,000	157,000	4,813,000
	Rose Medical Center	HealthONE	Large	190,000	4,000	1,052,000	737,000	61,000	2,044,000
	Sky Ridge Medical Center	HealthONE	Large	448,000	4,000	3,417,000	1,451,000	219,000	5,539,000
	St. Anthony Hospital	Centura Health CHI	Large	27,197	-325,874	5,967,381	16,777,359	163,794	22,609,857
	St. Anthony North Health Campus	Centura Health CHI	Large	801,349	-220,248	5,606,897	10,795,951	-284,187	16,699,762
	St. Joseph Hospital	SCL Health	Large	1,820,202	1,105,812	5,474,194	4,056,511	256,171	12,712,890
	Swedish Medical Center	HealthONE	Large	-1,212,000	-19,000	-4,202,000	-4,823,000	-163,000	-10,419,000
	The Medical Center of Aurora	HealthONE	Large	-342,000	-5,000	-1,290,000	-1,707,000	-41,000	-3,385,000
	UCHealth Highlands Ranch	UCHealth	Medium	43,987	39,076	265,792	2,397,114	8,362	2,754,332
	University of Colorado Hospital	UCHealth	Large	3,060,018	1,877,199	25,731,908	61,547,541	1,000,143	93,216,808
	Total			7,910,613	13,005,811	101,496,211	213,148,546	16,095,294	351,656,475
East	Arkansas Valley Regional Medical Center		Small	0	0	0	3,824,901	0	3,824,901
	Colorado Plains Medical Center	LifePoint	Medium	989,199	669,296	641,848	79,947	311,133	2,691,423
	East Morgan County Hospital	Banner Health	Small	199,220	140,470	214,601	140,625	66,494	761,410
	Haxtun Hospital District		Small	0	0	4,290	170,204	0	174,494
	Heart of the Rockies Regional Medical Cen..		Small	148,627	28,531	687,712	1,522,909	20,879	2,408,658
	Keefe Memorial Health Service District		Small	0	0	0	281,000	0	281,000
	Kit Carson County Health Service District		Small	0	0	0	0	0	0
	Lincoln Community Hospital		Small	0	0	0	2,309,318	0	2,309,318
	Melissa Memorial Hospital		Small	0	0	0	0	391,052	391,052
	Mt. San Rafael Hospital		Small	837,186	590,541	820,528	106,662	332	2,355,248
	Prowers Medical Center		Small	256,994	60,280	345,465	983,523	151,519	1,797,781
	Rio Grande Hospital		Small	10,674	0	10,674	512,355	0	533,703
	San Luis Valley Health Conejos County Hos..	San Luis Valley	Small	95,247	16,565	41,412	211,199	49,694	414,117
	San Luis Valley Health Regional Medical Ce..	San Luis Valley	Medium	712,370	118,728	326,503	1,484,104	326,502	2,968,207
	Sedgwick County Health Center		Small	106,834	0	240,376	307,148	13,354	667,712
	Southeast Colorado Hospital District		Small	27,883	0	0	0	377,293	405,176
	Spanish Peaks Regional Health Center		Small	6,005	0	6,602	34,997	1,157	48,761
	St. Thomas More Hospital	Centura Health CHI	Small	134,703	-106,105	173,331	2,171,049	-257,183	2,115,795
	Sterling Regional MedCenter	Banner Health	Small	208,434	138,346	469,895	487,993	60,872	1,365,540
	Weisbrod Memorial County Hospital		Small	0	0	0	2,269	0	2,269
	Wray Community District Hospital		Small	69,210	1,202	21,185	766,440	0	858,037
	Total			3,802,587	1,657,853	4,004,421	15,396,643	1,513,098	26,374,602
Ft. Collins	Banner Fort Collins Medical Center	Banner Health	Small	-63,435	164,857	1,184,071	407,392	89,046	1,781,932
	Estes Park Health		Small	0	0	0	650,166	0	650,166
	McKee Medical Center	Banner Health	Large	521,441	307,238	1,828,705	1,266,843	120,505	4,044,732
	Medical Center of the Rockies	UCHealth	Large	367,837	385,960	9,092,896	12,240,023	-99,790	21,986,926
	Poudre Valley Hospital	UCHealth	Large	1,106,149	624,657	8,894,548	16,374,588	242,566	27,242,507
	Total			1,931,991	1,482,712	21,000,220	30,939,012	352,327	55,706,263
Grand Junction	Colorado Canyons Hospital and Medical Ce..		Small	881,721	24,673	579,328	643,649	2,164	2,131,535
	Community Hospital		Medium	807,681	466,869	7,423,203	35,210,017	430,436	44,338,206
	St. Mary's Hospital & Medical Center, Inc.	SCL Health	Large	1,370,056	-121,285	1,872,677	4,736,684	1,621,746	9,479,878
	Total			3,059,458	370,257	9,875,208	40,590,350	2,054,346	55,949,619
Greeley	Longs Peak Hospital	UCHealth	Medium	189,593	213,408	3,323,858	5,717,204	51,907	9,495,969
	North Colorado Medical Center	Banner Health	Large	1,856,555	1,610,265	3,366,613	2,155,467	581,618	9,570,518
	UCHealth Greeley	UCHealth	Medium	103,314	142,993	2,461,472	4,100,122	62,015	6,869,916
	Total			2,149,462	1,966,666	9,151,943	11,972,792	695,541	25,936,404
Pueblo	Parkview Medical Center		Large	0	0	0	0	11,358,303	11,358,303
	St. Mary-Corwin Medical Center	Centura Health CHI	Large	-300,896	-514,900	-575,941	908,151	-357,107	-840,693
	Total			-300,896	-514,900	-575,941	908,151	11,001,196	10,517,610
West	Animas Surgical Hospital		Small	49,012	167,595	434,116	414,661	17,165	1,082,548
	Aspen Valley Hospital		Small	127,133	-9,811	950,500	1,647,629	199,397	2,914,848
	Delta Health		Medium	1,069,644	356,548	475,398	59,425	19,808	1,980,823
	Grand River Hospital District		Small	2,184,385	998,576	1,560,275	1,497,864	0	6,241,099
	Gunnison Valley Health		Small	26,144	13,072	549,021	718,957	0	1,307,194
	Memorial Regional Health		Small	1,844,736	748,249	912,940	4,240	205,305	3,715,470
	Mercy Regional Medical Center	Centura Health CHI	Medium	579,369	-500,713	3,223,075	3,943,928	-3,820	7,241,839
	Montrose Memorial Hospital		Medium	0	0	0	3,970,542	0	3,970,542
	Pagosa Springs Medical Center		Small	0	0	0	0	1,730,052	1,730,052
	Pioneers Medical Center		Small	546,581	115,070	0	115,070	661,651	1,438,372
	Rangely District Hospital		Small	0	0	448,417	0	0	448,417
	Southwest Health System, Inc.		Small	93,922	105,457	477,851	1,638,534	979,759	3,295,522
	St. Anthony Summit Medical Center	Centura Health CHI	Medium	-99,207	-163,177	3,848,037	5,531,952	-136,332	8,981,273
	St. Vincent General Hospital District		Small	319,164	214,713	266,022	69,283	110,309	979,491
	Vail Health Hospital		Medium	-37,855	692	46,966	7,887,411	-11,345	7,885,869
	Valley View Hospital		Medium	104,510	32,735	0	5,009,668	15,477	5,162,390
	Yampa Valley Medical Center	UCHealth	Medium	108,688	48,192	1,910,744	2,084,129	21,181	4,172,935
	Total			6,916,227	2,127,197	15,103,361	34,593,292	3,808,607	62,548,684
Grand Total				29,568,279	23,061,532	210,505,540	435,330,033	37,034,832	735,500,216

Charity Care Costs by Payer

DOI Region	Hospital Name	System	Peer Group	Medicare	Medicaid	Commercial	Self Pay	CICP/Other	Total
Boulder	Avista Adventist Hospital	Centura Health Adventist	Large	15,240	38,337	122,972	2,016,802	14,088	2,207,439
	Boulder Community Health		Large	774,963	183,007	593,922	645,931	14,013	2,211,836
	Good Samaritan Medical Center	SCL Health	Large	73,531	51,197	304,274	886,776	51,840	1,367,618
	Longmont United Hospital	Centura Health CHI	Large	81,054	72,282	525,130	3,018,263	570,201	4,266,929
	Total			944,788	344,823	1,546,297	6,567,772	650,142	10,053,822
Colorado Springs	Children's Hospital Colorado Springs	Childrens	Large	0	0	248,942	0	558,827	807,770
	Grandview Hospital	UCHealth	Small	1,430	9,379	23,741	116,923	138,851	290,324
	Memorial Hospital Central	UCHealth	Large	96,582	111,952	440,230	4,009,438	5,252,917	9,911,119
	Penrose-St. Francis Health Services	Centura Health CHI	Large	282,965	78,616	1,441,171	6,292,333	1,261,353	9,356,437
	Pikes Peak Regional Hospital	UCHealth	Small	9,752	0	31,535	40,799	83,530	165,617
	Total			390,729	199,947	2,185,619	10,459,492	7,295,479	20,531,266
Denver	Broomfield Hospital	UCHealth	Medium	1,008	25,859	45,569	161,810	92,121	326,367
	Castle Rock Adventist Hospital	Centura Health Adventist	Medium	11,310	20,663	82,392	773,021	1,199	888,585
	Children's Hospital Colorado	Childrens	Large	0	0	0	0	8,867,917	8,867,917
	Denver Health Medical Center		Large	0	0	0	55,154,636	19,907,546	75,062,181
	Littleton Adventist Hospital	Centura Health Adventist	Large	73,652	43,354	490,202	1,527,254	-6,980	2,127,482
	Lutheran Medical Center	SCL Health	Large	273,090	26,121	662,879	3,784,354	27,165	4,773,608
	National Jewish Health		Medium	0	0	41,016	88,584	0	129,599
	North Suburban Medical Center	HealthONE	Large	6,117	177,570	201,851	3,195,048	2,502	3,583,088
	OrthoColorado Hospital	Centura Health CHI	Medium	1,380	0	28,834	6,395	113	36,722
	Parker Adventist Hospital	Centura Health Adventist	Large	196,085	29,797	735,225	2,196,826	15,253	3,173,187
	Platte Valley Medical Center	SCL Health	Large	50,526	26,007	521,162	2,369,535	383,005	3,350,235
	Porter Adventist Hospital	Centura Health Adventist	Large	196,152	102,468	576,088	2,803,788	53,709	3,732,205
	Presbyterian/St. Luke's Medical Center	HealthONE	Large	13,248	417,369	246,354	1,647,264	8,832	2,333,066
	Rose Medical Center	HealthONE	Large	11,411	124,438	247,675	1,080,183	2,883	1,466,590
	Sky Ridge Medical Center	HealthONE	Large	6,515	183,757	427,106	1,870,051	15,233	2,502,662
	St. Anthony Hospital	Centura Health CHI	Large	144,666	-19,604	1,316,240	4,993,665	24,927	6,459,894
	St. Anthony North Health Campus	Centura Health CHI	Large	132,308	57,084	587,363	4,975,337	4,082	5,756,174
	St. Joseph Hospital	SCL Health	Large	238,086	528,341	809,435	15,055,822	33,595	16,665,279
	Swedish Medical Center	HealthONE	Large	43,942	532,497	643,371	4,396,688	7,222	5,623,720
	The Medical Center of Aurora	HealthONE	Large	23,257	432,229	441,299	5,194,186	4,884	6,095,854
	UCHealth Highlands Ranch	UCHealth	Medium	2,578	0	24,182	305,996	422,107	754,863
	University of Colorado Hospital	UCHealth	Large	192,057	144,500	1,038,952	7,832,142	11,564,794	20,772,445
	Total			1,617,387	2,852,449	9,167,193	119,412,584	41,432,110	174,481,723
East	Arkansas Valley Regional Medical Center		Small	0	0	0	129,265	86,967	216,232
	Colorado Plains Medical Center	LifePoint	Medium	67,904	45,944	44,060	5,488	21,358	184,753
	East Morgan County Hospital	Banner Health	Small	16,810	16,678	73,679	835,395	1,741	944,303
	Haxtun Hospital District		Small	0	0	0	0	0	0
	Heart of the Rockies Regional Medical Cen..		Small	86,105	15,031	75,134	200,179	2,449	378,898
	Keefe Memorial Health Service District		Small	0	0	0	8,594	0	8,594
	Kit Carson County Health Service District		Small	0	0	0	0	0	0
	Lincoln Community Hospital		Small	0	0	0	0	10,497	10,497
	Melissa Memorial Hospital		Small	0	0	0	0	127,424	127,424
	Mt. San Rafael Hospital		Small	149,018	105,115	146,052	18,986	59	419,230
	Prowers Medical Center		Small	0	0	0	0	318,723	318,723
	Rio Grande Hospital		Small	30,618	3,827	30,618	306,177	11,482	382,721
	San Luis Valley Health Conejos County Hos..	San Luis Valley	Small	0	0	0	0	172,424	172,424
	San Luis Valley Health Regional Medical Ce..	San Luis Valley	Medium	0	0	0	0	1,785,256	1,785,256
	Sedgwick County Health Center		Small	7,097	0	22,306	66,918	5,070	101,391
	Southeast Colorado Hospital District		Small	0	0	0	0	0	0
	Spanish Peaks Regional Health Center		Small	89,092	1,340	40,935	0	153,404	284,771
	St. Thomas More Hospital	Centura Health CHI	Small	111,477	-17,000	131,430	390,343	59,664	675,914
	Sterling Regional MedCenter	Banner Health	Small	5,962	0	76,101	1,131,081	-4,882	1,208,261
	Weisbrod Memorial County Hospital		Small	0	0	0	58,141	0	58,141
	Wray Community District Hospital		Small	0	0	0	24,145	0	24,145
	Total			564,082	170,936	640,316	3,174,712	2,751,633	7,301,679
Ft. Collins	Banner Fort Collins Medical Center	Banner Health	Small	857	-1,260	62,730	841,023	-1,365	901,985
	Estes Park Health		Small	0	0	0	247,700	0	247,700
	McKee Medical Center	Banner Health	Large	39,625	-13,149	251,661	1,883,155	16,051	2,177,342
	Medical Center of the Rockies	UCHealth	Large	38,518	-8,021	437,233	2,687,279	2,337,818	5,492,827
	Poudre Valley Hospital	UCHealth	Large	93,295	-632	529,551	3,327,395	2,355,570	6,305,179
	Total			172,294	-23,063	1,281,175	8,986,553	4,708,074	15,125,033
Grand Junction	Colorado Canyons Hospital and Medical Ce..		Small	13,744	0	17,502	65,582	0	96,827
	Community Hospital		Medium	13,747	69,491	449,503	51,276	-69	583,948
	St. Mary's Hospital & Medical Center, Inc.	SCL Health	Large	362,084	264,465	1,259,256	5,384,874	1,710,236	8,980,916
	Total			389,575	333,956	1,726,260	5,501,732	1,710,167	9,661,691
Greeley	Longs Peak Hospital	UCHealth	Medium	6,057	-9,928	194,485	646,413	700,795	1,537,822
	North Colorado Medical Center	Banner Health	Large	110,997	-208,321	339,857	12,100,883	1,150	12,344,566
	UCHealth Greeley	UCHealth	Medium	23,864	9,352	52,596	1,089,829	704,607	1,880,248
	Total			140,918	-208,897	586,938	13,837,125	1,406,553	15,762,637
Pueblo	Parkview Medical Center		Large	0	0	0	0	3,532,415	3,532,415
	St. Mary-Corwin Medical Center	Centura Health CHI	Large	65,958	68,087	384,659	1,494,220	8,083	2,021,007
	Total			65,958	68,087	384,659	1,494,220	3,540,498	5,553,422
West	Animas Surgical Hospital		Small	1,059	41	14,112	56,269	0	71,481
	Aspen Valley Hospital		Small	33,724	37,459	187,940	261,852	646,181	1,167,156
	Delta Health		Medium	146,476	48,825	65,100	8,138	2,713	271,251
	Grand River Hospital District		Small	0	0	0	0	0	0
	Gunnison Valley Health		Small	0	0	169,705	678,819	0	848,523
	Memorial Regional Health		Small	129,519	52,535	64,098	298	14,415	260,863
	Mercy Regional Medical Center	Centura Health CHI	Medium	64,250	56,128	513,755	1,511,146	82,246	2,227,526
	Montrose Memorial Hospital		Medium	0	0	0	0	2,026,578	2,026,578
	Pagosa Springs Medical Center		Small	0	0	0	0	161,167	161,167
	Pioneers Medical Center		Small	12,243	2,577	0	2,577	14,820	32,217
	Rangely District Hospital		Small	0	0	0	0	0	0
	Southwest Health System, Inc.		Small	0	0	0	0	0	0
	St. Anthony Summit Medical Center	Centura Health CHI	Medium	7,553	27,227	364,264	1,463,118	-2,797	1,859,365
	St. Vincent General Hospital District		Small	67,845	45,642	56,549	14,727	23,448	208,210
	Vail Health Hospital		Medium	0	394,068	98,517	1,970,342	0	2,462,928
	Valley View Hospital		Medium	205,774	569,042	428,441	0	3,474,712	4,677,968
	Yampa Valley Medical Center	UCHealth	Medium	11,326	-1,888	247,156	967,510	512,338	1,736,442
	Total			679,769	1,231,656	2,209,636	6,934,796	6,955,818	18,011,675
Grand Total				4,965,500	4,969,894	19,728,094	176,368,985	70,450,474	276,482,946

Charity Care Charges by Payer

DOI Region	Hospital Name	System	Peer Group	Medicare	Medicaid	Commercial	Self Pay	CICP/Other	Total
Boulder	Avista Adventist Hospital	Centura Health Adventist	Large	64,868	163,173	523,411	8,584,175	59,962	9,395,588
	Boulder Community Health		Large	3,636,195	858,687	2,786,733	3,030,764	65,749	10,378,128
	Good Samaritan Medical Center	SCL Health	Large	381,934	265,930	1,580,461	4,606,103	269,270	7,103,698
	Longmont United Hospital	Centura Health CHI	Large	334,867	298,626	2,169,536	12,469,736	2,355,746	17,628,511
	Total			4,417,864	1,586,416	7,060,141	28,690,778	2,750,727	44,505,925
Colorado Springs	Children's Hospital Colorado Springs	Childrens	Large	0	0	743,124	0	1,668,171	2,411,295
	Grandview Hospital	UCHealth	Small	5,650	37,054	93,791	461,922	548,553	1,146,970
	Memorial Hospital Central	UCHealth	Large	455,075	527,492	2,074,269	18,891,610	24,750,619	46,699,065
	Penrose-St. Francis Health Services	Centura Health CHI	Large	1,461,836	406,141	7,445,294	32,507,091	6,516,331	48,336,693
	Pikes Peak Regional Hospital	UCHealth	Small	25,501	0	82,462	106,684	218,424	433,071
	Total			1,948,062	970,687	10,438,940	51,967,308	33,702,097	99,027,094
Denver	Broomfield Hospital	UCHealth	Medium	2,855	73,233	129,053	458,254	260,892	924,288
	Castle Rock Adventist Hospital	Centura Health Adventist	Medium	47,529	86,835	346,251	3,248,617	5,039	3,734,271
	Children's Hospital Colorado	Childrens	Large	0	0	0	0	22,754,511	22,754,511
	Denver Health Medical Center		Large	0	0	0	145,222,060	52,416,533	197,638,593
	Littleton Adventist Hospital	Centura Health Adventist	Large	351,394	206,841	2,338,762	7,286,552	-33,301	10,150,248
	Lutheran Medical Center	SCL Health	Large	1,283,152	122,734	3,114,635	17,781,348	127,639	22,429,508
	National Jewish Health		Medium	0	0	61,533	132,895	0	194,428
	North Suburban Medical Center	HealthONE	Large	66,000	1,916,000	2,178,000	34,475,000	27,000	38,662,000
	OrthoColorado Hospital	Centura Health CHI	Medium	8,310	0	173,694	38,524	683	221,211
	Parker Adventist Hospital	Centura Health Adventist	Large	930,817	141,447	3,490,113	10,428,332	72,407	15,063,116
	Platte Valley Medical Center	SCL Health	Large	141,348	72,755	1,457,957	6,628,799	1,071,460	9,372,319
	Porter Adventist Hospital	Centura Health Adventist	Large	797,360	416,534	2,341,805	11,397,432	218,328	15,171,459
	Presbyterian/St. Luke's Medical Center	HealthONE	Large	99,000	3,119,000	1,841,000	12,310,000	66,000	17,435,000
	Rose Medical Center	HealthONE	Large	95,000	1,036,000	2,062,000	8,993,000	24,000	12,210,000
	Sky Ridge Medical Center	HealthONE	Large	68,000	1,918,000	4,458,000	19,519,000	159,000	26,122,000
	St. Anthony Hospital	Centura Health CHI	Large	737,806	-99,983	6,712,920	25,468,056	127,129	32,945,928
	St. Anthony North Health Campus	Centura Health CHI	Large	692,068	298,593	3,072,333	26,024,628	21,350	30,108,972
	St. Joseph Hospital	SCL Health	Large	1,100,162	2,441,387	3,740,283	69,570,805	155,239	77,007,876
	Swedish Medical Center	HealthONE	Large	432,000	5,235,000	6,325,000	43,224,000	71,000	55,287,000
	The Medical Center of Aurora	HealthONE	Large	200,000	3,717,000	3,795,000	44,668,000	42,000	52,422,000
	UCHealth Highlands Ranch	UCHealth	Medium	5,997	0	56,238	711,637	981,671	1,755,543
	University of Colorado Hospital	UCHealth	Large	926,806	697,313	5,013,661	37,795,509	55,808,138	100,241,428
	Total			7,985,604	21,398,689	52,708,238	525,382,449	134,376,719	741,851,698
East	Arkansas Valley Regional Medical Center		Small	0	0	0	312,831	210,465	523,296
	Colorado Plains Medical Center	LifePoint	Medium	258,159	174,672	167,508	20,864	81,199	702,403
	East Morgan County Hospital	Banner Health	Small	28,020	27,800	122,812	1,392,475	2,902	1,574,008
	Haxtun Hospital District		Small	0	0	0	0	0	0
	Heart of the Rockies Regional Medical Cen..		Small	171,238	29,893	149,420	398,099	4,870	753,520
	Keefe Memorial Health Service District		Small	0	0	0	10,739	0	10,739
	Kit Carson County Health Service District		Small	0	0	0	0	0	0
	Lincoln Community Hospital		Small	0	0	0	0	13,947	13,947
	Melissa Memorial Hospital		Small	0	0	0	0	184,629	184,629
	Mt. San Rafael Hospital		Small	350,786	247,440	343,806	44,692	139	986,863
	Prowers Medical Center		Small	0	0	0	0	449,580	449,580
	Rio Grande Hospital		Small	56,450	7,056	56,450	564,502	21,169	705,627
	San Luis Valley Health Conejos County Hos..	San Luis Valley	Small	0	0	0	0	294,112	294,112
	San Luis Valley Health Regional Medical Ce..	San Luis Valley	Medium	0	0	0	0	4,057,525	4,057,525
	Sedgwick County Health Center		Small	11,659	0	36,644	109,932	8,328	166,564
	Southeast Colorado Hospital District		Small	0	0	0	0	0	0
	Spanish Peaks Regional Health Center		Small	125,089	1,882	57,475	0	215,386	399,832
	St. Thomas More Hospital	Centura Health CHI	Small	372,685	-56,834	439,391	1,304,975	199,466	2,259,683
	Sterling Regional MedCenter	Banner Health	Small	14,470	0	184,711	2,745,322	-11,851	2,932,652
	Weisbrod Memorial County Hospital		Small	0	0	0	57,171	0	57,171
	Wray Community District Hospital		Small	0	0	0	35,864	0	35,864
	Total			1,388,557	431,909	1,558,218	6,997,466	5,731,866	16,108,016
Ft. Collins	Banner Fort Collins Medical Center	Banner Health	Small	2,072	-3,047	151,710	2,033,997	-3,301	2,181,431
	Estes Park Health		Small	0	0	0	376,831	0	376,831
	McKee Medical Center	Banner Health	Large	122,578	-40,677	778,510	5,825,519	49,652	6,735,583
	Medical Center of the Rockies	UCHealth	Large	134,019	-27,908	1,521,324	9,350,208	8,134,281	19,111,925
	Poudre Valley Hospital	UCHealth	Large	306,265	-2,076	1,738,382	10,922,992	7,732,739	20,698,301
	Total			564,934	-73,709	4,189,926	28,509,547	15,913,372	49,104,071
Grand Junction	Colorado Canyons Hospital and Medical Ce..		Small	33,280	0	42,380	158,805	0	234,465
	Community Hospital		Medium	54,077	273,354	1,768,189	201,703	-273	2,297,051
	St. Mary's Hospital & Medical Center, Inc.	SCL Health	Large	1,130,755	825,899	3,932,537	16,816,447	5,340,905	28,046,543
	Total			1,218,112	1,099,253	5,743,106	17,176,955	5,340,633	30,578,059
Greeley	Longs Peak Hospital	UCHealth	Medium	21,154	-34,675	679,269	2,257,699	2,447,637	5,371,084
	North Colorado Medical Center	Banner Health	Large	343,820	-645,287	1,052,726	37,483,131	3,564	38,237,954
	UCHealth Greeley	UCHealth	Medium	59,737	23,410	131,659	2,728,082	1,763,786	4,706,675
	Total			424,711	-656,552	1,863,654	42,468,912	4,214,986	48,315,712
Pueblo	Parkview Medical Center		Large	0	0	0	0	18,369,563	18,369,563
	St. Mary-Corwin Medical Center	Centura Health CHI	Large	288,814	298,139	1,684,334	6,542,856	35,394	8,849,537
	Total			288,814	298,139	1,684,334	6,542,856	18,404,957	27,219,100
West	Animas Surgical Hospital		Small	3,962	152	52,802	210,546	0	267,462
	Aspen Valley Hospital		Small	44,352	49,264	247,165	344,369	849,811	1,534,961
	Delta Health		Medium	315,235	105,078	140,105	17,513	5,838	583,769
	Grand River Hospital District		Small	0	0	0	0	0	0
	Gunnison Valley Health		Small	0	0	325,427	1,301,708	0	1,627,135
	Memorial Regional Health		Small	219,547	89,051	108,651	505	24,434	442,188
	Mercy Regional Medical Center	Centura Health CHI	Medium	222,752	194,595	1,781,168	5,239,085	285,144	7,722,744
	Montrose Memorial Hospital		Medium	0	0	0	0	5,852,579	5,852,579
	Pagosa Springs Medical Center		Small	0	0	0	0	282,686	282,686
	Pioneers Medical Center		Small	15,382	3,238	0	3,238	18,620	40,479
	Rangely District Hospital		Small	0	0	0	0	0	0
	Southwest Health System, Inc.		Small	0	0	0	0	0	0
	St. Anthony Summit Medical Center	Centura Health CHI	Medium	25,822	93,077	1,245,266	5,001,782	-9,563	6,356,384
	St. Vincent General Hospital District		Small	81,213	54,635	67,691	17,629	28,068	249,236
	Vail Health Hospital		Medium	0	630,590	157,647	3,152,948	0	3,941,185
	Valley View Hospital		Medium	427,182	1,181,318	889,434	0	7,213,422	9,711,356
	Yampa Valley Medical Center	UCHealth	Medium	19,500	-3,251	425,524	1,665,745	882,084	2,989,603
	Total			1,374,947	2,397,748	5,440,881	16,955,068	15,433,123	41,601,767
Grand Total				19,611,605	27,452,579	90,687,439	724,691,339	235,868,480	1,098,311,441

Total Gross Charges by Payer

DOI Region	Hospital Name	System	Peer Group	Medicare	Medicaid	Commercial	Self Pay	CICP/Other	Total
Boulder	Avista Adventist Hospital	Centura Health Adventist	Large	211,962,228	89,803,188	264,366,024	29,942,297	7,257,232	603,330,969
	Boulder Community Health		Large	746,843,328	168,503,668	643,336,999	19,000,525	84,348,257	1,662,032,777
	Good Samaritan Medical Center	SCL Health	Large	715,549,811	142,943,739	538,591,489	18,251,964	42,263,433	1,457,600,436
	Longmont United Hospital	Centura Health CHI	Large	271,354,386	124,038,044	165,474,596	24,684,544	14,497,436	600,049,006
	Total			1,945,709,753	525,288,639	1,611,769,108	91,879,330	148,366,358	4,323,013,188
Colorado Springs	Children's Hospital Colorado Springs	Childrens	Large	192,962	251,150,981	153,259,411	5,376,947	119,173,158	529,153,459
	Grandview Hospital	UCHealth	Small	58,052,573	39,997,071	52,904,185	6,279,761	19,079,211	176,312,801
	Memorial Hospital Central	UCHealth	Large	1,597,550,535	955,355,202	995,909,572	130,150,707	438,424,319	4,117,390,335
	Penrose-St. Francis Health Services	Centura Health CHI	Large	1,453,911,285	618,967,219	1,220,870,488	78,319,036	305,095,037	3,677,163,065
	Pikes Peak Regional Hospital	UCHealth	Small	25,209,468	11,511,979	14,444,685	2,151,111	4,924,050	58,241,293
	Total			3,134,916,823	1,876,982,452	2,437,388,341	222,277,562	886,695,775	8,558,260,953
Denver	Broomfield Hospital	UCHealth	Medium	38,144,661	28,002,460	58,812,673	4,948,933	6,922,953	136,831,680
	Castle Rock Adventist Hospital	Centura Health Adventist	Medium	173,256,426	70,029,830	216,251,904	22,629,091	22,607,139	504,774,390
	Children's Hospital Colorado	Childrens	Large	8,787,561	1,132,986,286	1,424,010,944	21,888,757	327,670,077	2,915,343,625
	Denver Health Medical Center		Large	558,725,039	1,324,947,275	450,961,022	265,967,295	105,933,998	2,706,534,628
	Littleton Adventist Hospital	Centura Health Adventist	Large	699,374,479	150,986,419	501,745,316	34,652,856	18,652,756	1,405,411,826
	Lutheran Medical Center	SCL Health	Large	868,449,944	350,547,751	468,088,664	49,979,179	40,602,205	1,777,667,743
	National Jewish Health		Medium	126,025,396	38,198,530	89,478,964	1,030,392	7,961,859	262,695,141
	North Suburban Medical Center	HealthONE	Large	617,339,000	712,449,000	369,495,000	137,547,000	87,657,000	1,924,487,000
	OrthoColorado Hospital	Centura Health CHI	Medium	199,887,255	123,475	172,553,042	1,183,285	5,167,118	378,914,175
	Parker Adventist Hospital	Centura Health Adventist	Large	536,090,841	172,835,350	566,962,271	38,898,716	48,067,601	1,362,854,779
	Platte Valley Medical Center	SCL Health	Large	128,458,954	98,326,140	125,630,987	20,227,332	21,873,578	394,516,991
	Porter Adventist Hospital	Centura Health Adventist	Large	601,294,076	220,740,225	419,268,973	27,337,554	24,137,511	1,292,778,339
	Presbyterian/St. Luke's Medical Center	HealthONE	Large	855,588,000	996,687,000	1,422,725,000	161,635,000	153,380,000	3,590,015,000
	Rose Medical Center	HealthONE	Large	871,953,000	390,626,000	846,076,000	132,204,000	111,818,000	2,352,677,000
	Sky Ridge Medical Center	HealthONE	Large	1,670,207,000	342,683,000	1,602,735,000	105,832,000	221,470,000	3,942,927,000
	St. Anthony Hospital	Centura Health CHI	Large	984,957,518	381,042,926	611,949,940	71,177,762	42,904,107	2,092,032,253
	St. Anthony North Health Campus	Centura Health CHI	Large	415,066,854	239,919,072	301,785,356	55,173,541	16,074,975	1,028,019,798
	St. Joseph Hospital	SCL Health	Large	1,059,901,343	436,643,760	952,606,610	106,245,195	24,027,631	2,579,424,539
	Swedish Medical Center	HealthONE	Large	2,154,135,000	1,029,341,000	1,417,202,000	124,172,000	231,423,000	4,956,273,000
	The Medical Center of Aurora	HealthONE	Large	1,361,671,000	858,659,000	731,885,000	149,415,000	138,658,000	3,240,288,000
	UCHealth Highlands Ranch	UCHealth	Medium	157,862,889	42,891,282	211,194,496	6,119,081	17,682,311	435,750,059
	University of Colorado Hospital	UCHealth	Large	3,349,030,540	1,911,943,470	3,132,919,601	242,781,582	546,188,262	9,182,863,455
	Total			17,436,206,776	10,930,609,251	16,094,338,763	1,781,045,550	2,220,880,080	48,463,080,421
East	Arkansas Valley Regional Medical Center		Small	29,136,869	22,981,306	18,281,743	2,717,558	6,298,161	79,415,637
	Colorado Plains Medical Center	LifePoint	Medium	39,928,346	27,015,684	25,907,745	3,227,016	12,558,681	108,637,472
	East Morgan County Hospital	Banner Health	Small	24,828,019	11,476,955	14,563,298	2,001,249	2,511,658	55,381,179
	Haxtun Hospital District		Small	5,398,100	2,154,653	3,476,902	672,503	0	11,702,158
	Heart of the Rockies Regional Medical Cen..		Small	91,593,234	23,205,250	43,370,791	5,622,405	4,132,935	167,924,615
	Keefe Memorial Health Service District		Small	2,831,049	731,886	4,584,570	17,767	372,893	8,538,165
	Kit Carson County Health Service District		Small	13,991,669	4,978,711	8,352,690	1,929,550	0	29,252,620
	Lincoln Community Hospital		Small	10,747,422	4,280,846	7,148,665	2,047,233	917,217	25,141,382
	Melissa Memorial Hospital		Small	14,860,938	3,266,643	6,026,869	357,666	2,903,842	27,415,958
	Mt. San Rafael Hospital		Small	24,272,137	17,947,825	24,868,277	3,063,704	53,361	70,205,304
	Prowers Medical Center		Small	18,523,202	14,373,421	8,540,924	1,785,551	3,181,934	46,405,032
	Rio Grande Hospital		Small	17,628,342	7,127,933	11,838,624	1,877,165	1,298,173	39,770,237
	San Luis Valley Health Conejos County Hos..	San Luis Valley	Small	9,251,385	5,265,319	2,243,322	926,993	852,834	18,539,853
	San Luis Valley Health Regional Medical Ce..	San Luis Valley	Medium	82,622,769	59,626,776	42,532,411	6,512,140	12,210,261	203,504,357
	Sedgwick County Health Center		Small	8,322,038	4,097,784	4,006,780	2,025,300	202,836	18,654,738
	Southeast Colorado Hospital District		Small	11,731,063	7,047,185	2,394,369	1,673,765	1,101,977	23,948,359
	Spanish Peaks Regional Health Center		Small	9,749,043	4,355,695	2,159,318	553,807	1,258,310	18,076,173
	St. Thomas More Hospital	Centura Health CHI	Small	105,820,797	61,919,237	47,467,699	5,816,031	8,442,342	229,466,106
	Sterling Regional MedCenter	Banner Health	Small	56,735,940	26,496,557	30,375,670	3,301,868	8,073,145	124,983,179
	Weisbrod Memorial County Hospital		Small	2,860,272	1,826,928	1,783,630	599,567	96,462	7,166,859
	Wray Community District Hospital		Small	13,282,643	4,711,603	9,523,080	1,181,181	5,708,746	34,407,253
	Total			594,115,276	314,888,197	319,447,376	47,910,020	72,175,768	1,348,536,637
Ft. Collins	Banner Fort Collins Medical Center	Banner Health	Small	33,650,567	22,890,639	37,898,156	2,764,755	4,657,580	101,861,697
	Estes Park Health		Small	46,059,129	12,159,451	20,494,718	2,966,487	2,610,015	84,289,800
	McKee Medical Center	Banner Health	Large	187,360,598	62,331,498	107,007,137	7,578,463	13,150,027	377,427,723
	Medical Center of the Rockies	UCHealth	Large	804,627,641	179,632,912	440,357,044	35,299,266	74,710,835	1,534,627,698
	Poudre Valley Hospital	UCHealth	Large	872,378,353	294,202,317	545,669,882	39,461,834	70,439,226	1,822,151,612
	Total			1,944,076,288	571,216,817	1,151,426,937	88,070,804	165,567,683	3,920,358,529
Grand Junction	Colorado Canyons Hospital and Medical Ce..		Small	46,798,002	6,487,444	37,632,851	2,762,709	19,786,499	113,467,505
	Community Hospital		Medium	76,640,114	82,726,212	131,704,775	379,705,985	27,370,787	698,147,873
	St. Mary's Hospital & Medical Center, Inc.	SCL Health	Large	602,222,876	272,838,501	268,108,649	35,182,406	136,292,797	1,314,645,229
	Total			725,660,992	362,052,157	437,446,275	417,651,100	183,450,083	2,126,260,607
Greeley	Longs Peak Hospital	UCHealth	Medium	182,467,729	96,347,307	171,006,153	19,448,061	19,243,289	488,512,539
	North Colorado Medical Center	Banner Health	Large	420,242,641	255,144,735	245,488,629	43,601,796	43,076,759	1,007,554,559
	UCHealth Greeley	UCHealth	Medium	170,615,063	65,386,137	104,891,706	11,474,977	13,698,204	366,066,087
	Total			773,325,433	416,878,179	521,386,488	74,524,834	76,018,252	1,862,133,185
Pueblo	Parkview Medical Center		Large	1,241,521,508	602,583,089	469,629,168	43,243,675	41,063,452	2,398,040,893
	St. Mary-Corwin Medical Center	Centura Health CHI	Large	300,611,729	166,187,342	110,377,717	10,588,570	24,164,730	611,930,088
	Total			1,542,133,237	768,770,431	580,006,885	53,832,245	65,228,182	3,009,970,981
West	Animas Surgical Hospital		Small	54,195,154	13,073,855	40,461,624	6,084,398	9,374,603	123,189,634
	Aspen Valley Hospital		Small	40,115,155	8,547,242	68,698,138	4,702,366	5,473,758	127,536,659
	Delta Health		Medium	107,164,441	35,638,178	48,165,257	5,064,292	2,503,539	198,535,707
	Grand River Hospital District		Small	40,161,518	22,196,018	38,879,435	7,428,405	627,229	109,292,605
	Gunnison Valley Health		Small	31,722,169	12,729,141	46,413,718	4,869,654	0	95,734,682
	Memorial Regional Health		Small	37,504,554	23,215,368	2,385,886	5,417,516	37,642,443	106,165,767
	Mercy Regional Medical Center	Centura Health CHI	Medium	337,361,753	138,681,789	214,956,829	17,357,708	32,636,091	740,994,170
	Montrose Memorial Hospital		Medium	175,066,689	61,345,360	69,626,504	7,227,511	26,826,438	340,092,502
	Pagosa Springs Medical Center		Small	23,865,556	11,665,256	15,465,735	2,408,322	8,430,732	61,835,601
	Pioneers Medical Center		Small	16,476,758	4,949,730	0	573,689	22,671,132	44,671,309
	Rangely District Hospital		Small	3,077,091	2,023,267	2,284,827	459,106	470,419	8,314,710
	Southwest Health System, Inc.		Small	52,949,452	34,346,088	21,959,255	3,217,243	8,657,997	121,130,035
	St. Anthony Summit Medical Center	Centura Health CHI	Medium	55,115,509	44,478,707	149,574,255	20,265,358	6,061,545	275,495,374
	St. Vincent General Hospital District		Small	4,836,104	3,253,423	4,030,876	1,049,804	1,671,449	14,841,656
	Vail Health Hospital		Medium	129,835,857	26,958,332	166,336,644	13,304,811	6,411,720	342,847,364
	Valley View Hospital		Medium	197,769,993	79,079,210	192,418,217	14,965,508	24,118,634	508,351,563
	Yampa Valley Medical Center	UCHealth	Medium	64,232,363	19,250,683	75,925,921	6,797,496	8,120,937	174,327,400
	Total			1,371,450,117	541,431,647	1,157,583,121	121,193,188	201,698,666	3,393,356,738
Grand Total				29,467,594,695	16,308,117,770	24,310,793,294	2,898,384,632	4,020,080,847	77,004,971,238

Contractual Allowances by Payer

DOI Region	Hospital Name	System	Peer Group	Medicare	Medicaid	Commercial	Self Pay	CICP/Other	Total
Boulder	Avista Adventist Hospital	Centura Health Adventist	Large	179,666,534	79,729,152	163,017,955	16,519,335	6,415,753	445,348,729
	Boulder Community Health		Large	650,927,095	156,045,593	480,239,539	5,992,692	49,215,044	1,342,419,963
	Good Samaritan Medical Center	SCL Health	Large	621,043,774	130,103,471	363,539,990	10,709,911	32,221,627	1,157,618,773
	Longmont United Hospital	Centura Health CHI	Large	232,275,105	111,988,880	90,386,882	6,353,858	10,253,736	451,258,461
	Total			1,683,912,508	477,867,096	1,097,184,366	39,575,796	98,106,160	3,396,645,926
Colorado Springs	Children's Hospital Colorado Springs	Childrens	Large	181,223	200,367,257	66,087,342	3,588,503	80,177,344	350,401,669
	Grandview Hospital	UCHealth	Small	49,797,917	37,208,497	31,731,171	3,423,014	14,887,373	137,047,972
	Memorial Hospital Central	UCHealth	Large	1,365,876,056	850,065,122	561,087,249	59,454,809	338,112,946	3,174,596,182
	Penrose-St. Francis Health Services	Centura Health CHI	Large	1,215,850,598	544,576,487	857,970,204	22,559,806	252,988,046	2,893,945,141
	Pikes Peak Regional Hospital	UCHealth	Small	17,784,004	10,196,653	5,874,252	412,175	3,080,545	37,347,629
	Total			2,649,489,798	1,642,414,016	1,522,750,219	89,438,307	689,246,254	6,593,338,593
Denver	Broomfield Hospital	UCHealth	Medium	29,116,125	24,031,397	35,597,184	2,743,180	5,143,412	96,631,299
	Castle Rock Adventist Hospital	Centura Health Adventist	Medium	147,420,081	61,608,486	133,410,379	12,839,070	19,079,714	374,357,730
	Children's Hospital Colorado	Childrens	Large	5,711,654	900,764,441	668,402,727	2,097,905	209,567,078	1,786,543,806
	Denver Health Medical Center		Large	423,138,442	952,818,168	201,440,760	51,991,362	22,303,960	1,651,692,692
	Littleton Adventist Hospital	Centura Health Adventist	Large	607,416,094	137,507,921	316,834,353	17,263,845	15,994,841	1,095,017,054
	Lutheran Medical Center	SCL Health	Large	752,385,669	315,207,547	302,003,554	23,054,433	31,493,252	1,424,144,455
	National Jewish Health		Medium	92,255,243	20,393,255	38,709,851	460,349	5,376,058	157,194,756
	North Suburban Medical Center	HealthONE	Large	571,716,000	654,315,537	268,312,000	3,228,463	78,481,000	1,576,053,000
	OrthoColorado Hospital	Centura Health CHI	Medium	168,101,321	115,720	106,809,495	821,760	4,370,437	280,218,733
	Parker Adventist Hospital	Centura Health Adventist	Large	458,960,298	156,877,256	345,751,675	16,794,861	41,212,974	1,019,597,064
	Platte Valley Medical Center	SCL Health	Large	102,189,688	84,236,186	53,285,265	9,194,178	13,780,049	262,685,366
	Porter Adventist Hospital	Centura Health Adventist	Large	512,355,951	198,067,417	271,172,152	9,255,710	20,501,979	1,011,353,209
	Presbyterian/St. Luke's Medical Center	HealthONE	Large	773,342,000	892,003,000	992,489,000	120,971,000	121,712,000	2,900,517,000
	Rose Medical Center	HealthONE	Large	791,840,000	354,181,000	624,489,000	94,696,000	96,891,000	1,962,097,000
	Sky Ridge Medical Center	HealthONE	Large	1,538,544,000	310,573,000	1,253,423,000	61,532,000	188,767,000	3,352,839,000
	St. Anthony Hospital	Centura Health CHI	Large	847,193,224	346,548,791	372,056,891	25,957,079	36,335,961	1,628,091,946
	St. Anthony North Health Campus	Centura Health CHI	Large	350,099,385	216,727,203	183,061,294	15,819,763	14,050,206	779,757,851
	St. Joseph Hospital	SCL Health	Large	883,109,081	387,924,473	651,888,388	29,735,061	18,724,799	1,971,381,802
	Swedish Medical Center	HealthONE	Large	1,956,263,000	936,624,000	1,065,985,000	31,014,000	195,413,000	4,185,299,000
	The Medical Center of Aurora	HealthONE	Large	1,215,541,000	770,220,000	551,934,000	17,904,000	122,244,000	2,677,843,000
	UCHealth Highlands Ranch	UCHealth	Medium	139,019,456	34,955,402	140,437,761	4,430,940	12,343,233	331,186,792
	University of Colorado Hospital	UCHealth	Large	2,823,889,710	1,654,334,607	1,998,536,928	134,005,215	398,133,939	7,008,900,399
	Total			15,189,607,422	9,410,034,806	10,576,030,657	685,810,175	1,671,919,892	37,533,402,954
East	Arkansas Valley Regional Medical Center		Small	20,592,755	18,066,093	5,484,523	2,174,046	3,164,974	49,482,391
	Colorado Plains Medical Center	LifePoint	Medium	31,331,969	17,714,780	5,696,088	1,669,455	9,657,713	66,070,005
	East Morgan County Hospital	Banner Health	Small	9,810,673	2,954,525	3,645,476	149,268	1,283,392	17,843,335
	Haxtun Hospital District		Small	788,842	935,777	678,980	-81,630	0	2,321,969
	Heart of the Rockies Regional Medical Cen..		Small	54,899,980	12,886,988	9,935,811	1,406,162	1,486,019	80,614,960
	Keefe Memorial Health Service District		Small	1,004,943	183,102	891,357	0	127,622	2,207,024
	Kit Carson County Health Service District		Small	6,360,057	2,899,654	2,477,294	15,219	0	11,752,223
	Lincoln Community Hospital		Small	3,762,886	521,299	3,146,072	0	144,222	7,574,479
	Melissa Memorial Hospital		Small	6,344,585	2,149,423	1,556,666	84,267	493,670	10,628,613
	Mt. San Rafael Hospital		Small	13,981,658	13,400,111	8,853,447	0	0	36,235,216
	Prowers Medical Center		Small	6,477,623	1,489,870	1,542,791	47,542	1,719,750	11,277,576
	Rio Grande Hospital		Small	9,442,592	1,783,811	4,494,378	245,477	290,601	16,256,859
	San Luis Valley Health Conejos County Hos..	San Luis Valley	Small	3,146,792	1,791,041	763,085	315,325	290,099	6,306,342
	San Luis Valley Health Regional Medical Ce..	San Luis Valley	Medium	45,461,930	32,808,732	23,402,816	3,583,207	6,718,512	111,975,197
	Sedgwick County Health Center		Small	3,906,871	-480,371	1,544,789	86,800	124,462	5,182,551
	Southeast Colorado Hospital District		Small	4,135,461	590,723	415,057	241,364	616,790	5,999,395
	Spanish Peaks Regional Health Center		Small	4,358,685	2,966,813	509,844	85,364	705,652	8,626,358
	St. Thomas More Hospital	Centura Health CHI	Small	80,229,205	48,912,850	15,967,937	1,983,277	6,193,836	153,287,105
	Sterling Regional MedCenter	Banner Health	Small	37,604,141	11,704,368	7,017,266	-76,486	5,054,071	61,303,360
	Weisbrod Memorial County Hospital		Small	-1,153,748	437,425	548,235	8,182	23,870	-136,036
	Wray Community District Hospital		Small	5,787,856	1,658,248	3,223,848	2,867	394,395	11,067,214
	Total			348,275,756	175,375,263	101,795,761	11,939,706	38,489,650	675,876,136
Ft. Collins	Banner Fort Collins Medical Center	Banner Health	Small	25,176,282	15,739,679	15,012,673	103,011	2,083,131	58,114,777
	Estes Park Health		Small	19,979,603	8,018,677	4,582,185	602,571	2,337,518	35,520,554
	McKee Medical Center	Banner Health	Large	147,356,156	41,007,954	38,917,796	-818,806	7,602,999	234,066,099
	Medical Center of the Rockies	UCHealth	Large	675,146,596	155,731,942	129,639,160	4,858,956	49,554,458	1,014,931,112
	Poudre Valley Hospital	UCHealth	Large	700,487,749	246,134,136	182,813,938	7,705,698	40,437,150	1,177,578,671
	Total			1,568,146,387	466,632,388	370,965,751	12,451,430	102,015,257	2,520,211,213
Grand Junction	Colorado Canyons Hospital and Medical Ce..		Small	25,075,360	2,465,495	20,846,851	1,530,261	11,165,266	61,083,233
	Community Hospital		Medium	49,042,762	52,937,316	84,279,180	242,977,592	17,514,836	446,751,686
	St. Mary's Hospital & Medical Center, Inc.	SCL Health	Large	469,666,638	231,201,653	77,239,484	10,952,989	95,154,076	884,214,840
	Total			543,784,760	286,604,464	182,365,515	255,460,842	123,834,178	1,392,049,759
Greeley	Longs Peak Hospital	UCHealth	Medium	158,522,417	86,558,831	103,412,422	10,030,508	11,827,992	370,352,169
	North Colorado Medical Center	Banner Health	Large	328,028,371	193,283,896	95,373,213	-2,530,635	24,763,999	638,918,845
	UCHealth Greeley	UCHealth	Medium	150,094,309	57,985,655	45,156,238	2,755,114	7,282,996	263,274,312
	Total			636,645,097	337,828,382	243,941,873	10,254,987	43,874,987	1,272,545,327
Pueblo	Parkview Medical Center		Large	1,069,681,691	551,824,243	301,159,734	25,235,818	27,957,252	1,975,858,737
	St. Mary-Corwin Medical Center	Centura Health CHI	Large	256,237,013	148,793,240	65,131,849	1,752,130	21,260,958	493,175,190
	Total			1,325,918,704	700,617,483	366,291,583	26,987,948	49,218,210	2,469,033,927
West	Animas Surgical Hospital		Small	40,621,962	12,237,656	19,447,224	4,292,367	7,478,244	84,077,452
	Aspen Valley Hospital		Small	13,920,153	4,139,577	12,257,895	49,120	1,336,503	31,703,248
	Delta Health		Medium	49,318,786	15,977,794	32,884,312	0	17,608,721	115,789,613
	Grand River Hospital District		Small	21,340,346	14,471,397	12,751,923	1,674,614	2,505,659	52,743,939
	Gunnison Valley Health		Small	17,013,908	8,345,515	11,641,755	856,704	0	37,857,882
	Memorial Regional Health		Small	23,074,247	14,752,388	0	0	3,463,469	41,290,104
	Mercy Regional Medical Center	Centura Health CHI	Medium	269,871,338	117,785,897	78,187,092	6,530,795	25,805,320	498,180,442
	Montrose Memorial Hospital		Medium	131,171,938	45,603,993	18,619,450	1,407,198	17,112,397	213,914,975
	Pagosa Springs Medical Center		Small	0	0	0	0	30,307,926	30,307,926
	Pioneers Medical Center		Small	0	0	0	0	0	11,581,732
	Rangely District Hospital		Small	3,940,634	-782,270	-448,190	-530,442	-33,033	2,146,699
	Southwest Health System, Inc.		Small	28,352,149	25,839,182	10,833,919	1,325,759	4,046,129	70,397,138
	St. Anthony Summit Medical Center	Centura Health CHI	Medium	47,776,677	38,646,405	49,347,304	8,657,167	5,425,102	149,852,655
	St. Vincent General Hospital District		Small	20,782	2,304,318	1,137,770	0	435,460	3,898,330
	Vail Health Hospital		Medium	86,709,219	21,081,537	32,876,297	3,581,703	3,639,966	147,888,722
	Valley View Hospital		Medium	140,876,358	66,961,655	26,414,519	6,534,984	6,025,693	246,813,209
	Yampa Valley Medical Center	UCHealth	Medium	42,852,112	14,770,710	7,586,011	1,057,749	3,968,737	70,235,319
	Total			916,860,609	402,135,753	313,537,280	35,437,718	129,126,293	1,808,679,385
Grand Total				24,862,641,041	13,899,509,652	14,774,863,005	1,167,356,908	2,945,830,881	57,661,783,220

Net Patient Revenue by Payer

DOI Region	Hospital Name	System	Peer Group	Medicare	Medicaid	Commercial	Self Pay	CICP/Other	Total
Boulder	Avista Adventist Hospital	Centura Health Adventist	Large	32,548,661	22,180,487	99,912,713	1,605,053	1,107,404	157,354,318
	Boulder Community Health		Large	87,293,387	34,853,590	151,529,231	8,215,606	37,726,590	319,618,404
	Good Samaritan Medical Center	SCL Health	Large	93,622,408	34,736,883	168,732,552	1,639,639	9,390,400	308,121,882
	Longmont United Hospital	Centura Health CHI	Large	38,854,636	23,903,918	70,606,274	249,328	8,118,499	141,732,655
	Total			252,319,092	115,674,878	490,780,770	11,709,626	56,342,893	926,827,259
Colorado Springs	Children's Hospital Colorado Springs	Childrens	Large	11,739	49,396,809	84,951,806	1,788,444	35,683,712	171,832,509
	Grandview Hospital	UCHealth	Small	10,122,059	5,664,355	17,927,093	-1,014,521	4,009,658	36,708,644
	Memorial Hospital Central	UCHealth	Large	231,043,415	176,384,645	412,051,282	2,341,105	73,426,222	895,246,669
	Penrose-St. Francis Health Services	Centura Health CHI	Large	236,086,887	149,118,804	347,675,531	1,518,184	48,812,111	783,211,517
	Pikes Peak Regional Hospital	UCHealth	Small	7,176,315	4,012,921	7,887,185	360,621	1,966,776	21,403,818
	Total			484,440,415	384,577,534	870,492,897	4,993,832	163,898,479	1,908,403,157
Denver	Broomfield Hospital	UCHealth	Medium	9,016,652	6,473,809	21,316,716	-512,561	1,619,983	37,914,600
	Castle Rock Adventist Hospital	Centura Health Adventist	Medium	25,744,825	11,447,275	79,138,994	1,882,264	3,270,349	121,483,707
	Children's Hospital Colorado	Childrens	Large	876,979	220,646,822	743,674,335	14,691,432	87,866,957	1,067,756,525
	Denver Health Medical Center		Large	132,811,497	387,701,790	233,888,176	91,744,349	42,173,763	888,319,576
	Littleton Adventist Hospital	Centura Health Adventist	Large	92,300,117	32,011,123	177,479,505	-1,595,194	2,771,462	302,967,013
	Lutheran Medical Center	SCL Health	Large	112,893,471	73,129,372	159,243,931	2,521,553	8,156,781	355,945,107
	National Jewish Health		Medium	33,050,053	17,787,986	49,242,332	221,035	2,539,337	102,840,743
	North Suburban Medical Center	HealthONE	Large	45,126,000	56,184,463	96,533,000	1,683,537	9,049,000	208,576,000
	OrthoColorado Hospital	Centura Health CHI	Medium	31,333,285	7,773	65,476,985	283,248	798,977	97,900,268
	Parker Adventist Hospital	Centura Health Adventist	Large	75,929,673	35,627,729	212,437,152	2,074,282	6,614,170	332,683,006
	Platte Valley Medical Center	SCL Health	Large	25,386,431	23,837,675	67,270,579	1,231,806	9,806,703	127,533,194
	Porter Adventist Hospital	Centura Health Adventist	Large	94,297,455	34,181,030	142,337,816	-4,676,492	5,047,740	271,187,549
	Presbyterian/St. Luke's Medical Center	HealthONE	Large	81,760,000	101,503,000	424,906,000	-2,275,000	31,441,000	637,335,000
	Rose Medical Center	HealthONE	Large	79,783,000	35,357,000	217,722,000	-5,562,000	14,830,000	342,130,000
	Sky Ridge Medical Center	HealthONE	Large	130,892,000	30,179,000	339,774,000	-6,235,000	32,010,000	526,620,000
	St. Anthony Hospital	Centura Health CHI	Large	136,999,291	51,126,453	227,212,748	2,975,268	6,277,223	424,590,983
	St. Anthony North Health Campus	Centura Health CHI	Large	63,474,052	37,469,425	110,044,832	2,533,199	2,287,606	215,809,114
	St. Joseph Hospital	SCL Health	Large	173,871,898	86,000,513	291,503,744	2,882,817	4,891,422	559,150,397
	Swedish Medical Center	HealthONE	Large	198,335,000	87,454,000	347,857,000	-20,215,000	36,010,000	649,441,000
	The Medical Center of Aurora	HealthONE	Large	145,772,000	84,612,000	176,583,000	-20,235,000	16,381,000	403,113,000
	UCHealth Highlands Ranch	UCHealth	Medium	18,793,449	9,545,388	70,434,704	-1,420,611	5,294,202	102,647,132
	University of Colorado Hospital	UCHealth	Large	521,154,006	326,130,067	1,103,637,105	9,433,316	115,427,463	2,075,781,958
	Total			2,229,601,136	1,748,413,693	5,357,714,655	71,431,248	444,565,138	9,851,725,872
East	Arkansas Valley Regional Medical Center		Small	8,544,114	12,139,920	12,797,220	-3,594,220	2,922,722	32,809,756
	Colorado Plains Medical Center	LifePoint	Medium	7,349,019	8,456,936	19,402,301	1,456,749	2,508,636	39,173,641
	East Morgan County Hospital	Banner Health	Small	14,790,106	8,354,160	10,580,409	318,881	1,158,870	35,202,426
	Haxtun Hospital District		Small	4,609,258	2,230,546	2,793,632	583,929	0	10,217,365
	Heart of the Rockies Regional Medical Cen..		Small	36,373,389	10,259,838	32,597,848	2,295,235	2,621,167	84,147,477
	Keefe Memorial Health Service District		Small	1,826,106	548,784	3,693,213	-273,972	245,271	6,039,402
	Kit Carson County Health Service District		Small	7,631,612	2,079,057	5,875,396	1,914,331	0	17,500,396
	Lincoln Community Hospital		Small	6,984,535	3,759,547	4,002,593	-262,086	735,108	15,219,698
	Melissa Memorial Hospital		Small	8,516,353	2,353,580	4,470,202	273,399	1,717,942	17,331,476
	Mt. San Rafael Hospital		Small	7,703,947	8,956,802	13,479,766	2,734,168	52,337	32,927,020
	Prowers Medical Center		Small	11,788,585	12,823,271	6,652,668	754,486	861,085	32,880,095
	Rio Grande Hospital		Small	8,118,626	5,337,066	7,277,122	-216,386	986,403	21,502,830
	San Luis Valley Health Conejos County Hos..	San Luis Valley	Small	6,009,346	3,457,713	1,438,825	400,469	218,929	11,525,282
	San Luis Valley Health Regional Medical Ce..	San Luis Valley	Medium	36,448,469	26,699,316	18,803,092	1,444,829	1,107,722	84,503,428
	Sedgwick County Health Center		Small	4,296,674	4,578,155	2,184,971	1,521,420	56,692	12,637,911
	Southeast Colorado Hospital District		Small	7,567,719	6,456,462	1,979,311	1,058,838	-16,766	17,045,564
	Spanish Peaks Regional Health Center		Small	5,259,264	1,387,000	1,585,397	433,446	336,115	9,001,222
	St. Thomas More Hospital	Centura Health CHI	Small	25,084,204	22,916,218	30,887,040	356,730	2,306,223	81,550,415
	Sterling Regional MedCenter	Banner Health	Small	18,908,895	14,653,843	22,703,799	145,039	2,970,052	59,381,627
	Weisbrod Memorial County Hospital		Small	4,014,020	1,389,503	1,235,395	462,162	72,592	7,173,672
	Wray Community District Hospital		Small	7,425,577	3,052,153	6,278,047	376,010	5,314,351	22,446,138
	Total			239,249,817	161,889,869	210,718,246	12,183,457	26,175,451	650,216,841
Ft. Collins	Banner Fort Collins Medical Center	Banner Health	Small	8,535,647	6,989,150	21,549,702	220,355	2,488,703	39,783,557
	Estes Park Health		Small	26,079,526	7,594,494	15,912,533	1,336,919	272,497	51,195,969
	McKee Medical Center	Banner Health	Large	39,360,423	21,056,983	65,482,126	1,304,906	5,376,871	132,581,309
	Medical Center of the Rockies	UCHealth	Large	128,979,189	40,476,411	300,103,663	8,850,078	20,683,750	499,093,092
	Poudre Valley Hospital	UCHealth	Large	170,478,191	79,235,154	352,223,015	4,458,556	26,549,982	632,944,898
	Total			373,432,977	155,352,192	755,271,039	16,170,815	55,371,803	1,355,598,826
Grand Junction	Colorado Canyons Hospital and Medical Ce..		Small	20,807,641	3,997,276	16,164,292	429,994	8,619,069	50,018,272
	Community Hospital		Medium	26,735,594	29,048,673	38,234,203	101,316,673	9,425,788	204,760,930
	St. Mary's Hospital & Medical Center, Inc.	SCL Health	Large	130,055,427	73,076,546	185,063,951	2,676,286	36,335,135	427,207,345
	Total			177,598,662	106,122,495	239,462,446	104,422,953	54,379,991	681,986,547
Greeley	Longs Peak Hospital	UCHealth	Medium	23,734,565	16,869,976	63,590,604	1,442,651	11,145,386	116,783,181
	North Colorado Medical Center	Banner Health	Large	90,013,894	60,895,860	145,696,077	6,493,833	17,727,577	320,827,241
	UCHealth Greeley	UCHealth	Medium	20,357,703	9,772,539	57,142,337	1,891,659	5,565,366	94,729,604
	Total			134,106,162	87,538,375	266,429,018	9,828,142	34,438,329	532,340,027
Pueblo	Parkview Medical Center		Large	171,839,817	112,676,098	168,469,434	18,007,858	-16,621,666	454,371,541
	St. Mary-Corwin Medical Center	Centura Health CHI	Large	44,386,798	32,553,371	44,137,475	1,385,433	3,225,485	125,688,562
	Total			216,226,615	145,229,469	212,606,909	19,393,291	-13,396,181	580,060,103
West	Animas Surgical Hospital		Small	13,516,598	667,863	20,492,685	1,153,777	1,879,214	37,710,137
	Aspen Valley Hospital		Small	25,989,804	4,364,584	53,985,121	1,715,264	2,975,729	89,030,502
	Delta Health		Medium	56,460,775	19,198,757	14,665,443	4,987,354	-15,130,828	80,181,502
	Grand River Hospital District		Small	16,636,787	6,726,045	24,567,238	4,255,927	-1,878,430	50,307,567
	Gunnison Valley Health		Small	14,682,117	4,370,554	33,897,514	1,992,285	0	54,942,471
	Memorial Regional Health		Small	11,255,008	7,175,038	814,466	5,410,218	33,825,586	58,480,316
	Mercy Regional Medical Center	Centura Health CHI	Medium	66,688,294	38,711,799	131,765,494	1,643,900	6,549,447	245,358,934
	Montrose Memorial Hospital		Medium	43,894,752	15,741,367	51,007,054	1,849,771	3,861,462	116,354,406
	Pagosa Springs Medical Center		Small	23,865,556	11,665,256	15,465,735	2,408,322	-21,369,827	32,035,042
	Pioneers Medical Center		Small	0	0	0	0	0	31,391,725
	Rangely District Hospital		Small	7,017,725	1,240,997	1,388,220	-71,336	437,386	10,012,992
	Southwest Health System, Inc.		Small	24,503,381	16,250,107	10,647,485	252,951	3,632,109	55,286,034
	St. Anthony Summit Medical Center	Centura Health CHI	Medium	7,412,217	10,816,037	95,133,648	1,074,457	782,338	115,218,697
	St. Vincent General Hospital District		Small	4,414,945	2,514,399	2,559,393	962,892	1,097,612	11,549,241
	Vail Health Hospital		Medium	43,164,493	11,811,305	133,255,734	-1,317,251	2,783,099	189,697,380
	Valley View Hospital		Medium	56,361,944	10,903,503	165,114,264	3,420,856	10,864,042	246,664,608
	Yampa Valley Medical Center	UCHealth	Medium	21,252,063	10,834,507	66,003,642	1,989,872	3,664,635	103,744,719
	Total			437,116,459	172,992,119	820,763,135	31,729,260	33,973,575	1,527,966,273
Grand Total				4,544,091,334	3,077,790,625	9,224,239,115	281,862,625	855,749,478	18,015,124,904

Total Operating Expense by Expense Allocation

DOI Region	Hospital Name	System	Peer Group	Direct Patient	Other Patient	General	Other	Expenses Total
Boulder	Avista Adventist Hospital	Centura Health Adventist	Large	119,420,864	0	23,665,697	0	143,086,562
	Boulder Community Health		Large	221,883,825	62,264,884	77,575,423	0	361,724,132
	Good Samaritan Medical Center	SCL Health	Large	210,323,641	35,796,612	35,464,551	0	281,584,804
	Longmont United Hospital	Centura Health CHI	Large	117,728,471	0	31,061,218	0	148,789,690
	Total			669,356,802	98,061,496	167,766,890	0	935,185,187
Colorado Springs	Children's Hospital Colorado Springs	Childrens	Large	141,448,228	0	36,973,574	0	178,421,803
	Grandview Hospital	UCHealth	Small	33,719,373	4,279,836	6,674,722	0	44,673,931
	Memorial Hospital Central	UCHealth	Large	673,524,307	105,711,703	97,385,251	0	876,621,262
	Penrose-St. Francis Health Services	Centura Health CHI	Large	569,199,224	0	152,400,639	0	721,599,864
	Pikes Peak Regional Hospital	UCHealth	Small	16,726,180	2,501,162	3,140,719	0	22,368,061
	Total			1,434,617,313	112,492,702	296,574,907	0	1,843,684,921
Denver	Broomfield Hospital	UCHealth	Medium	35,317,787	3,221,679	9,791,217	0	48,330,683
	Castle Rock Adventist Hospital	Centura Health Adventist	Medium	100,630,544	0	21,579,986	0	122,210,530
	Children's Hospital Colorado	Childrens	Large	969,251,647	0	180,383,737	57,223,970	1,206,859,354
	Denver Health Medical Center		Large	647,572,591	17,182,848	309,563,041	129,189,800	1,103,508,280
	Littleton Adventist Hospital	Centura Health Adventist	Large	248,220,730	0	48,394,453	0	296,615,183
	Lutheran Medical Center	SCL Health	Large	267,021,761	58,908,114	56,315,598	0	382,245,473
	North Suburban Medical Center	HealthONE	Large	109,907,000	15,724,000	24,878,000	27,882,000	178,391,000
	OrthoColorado Hospital	Centura Health CHI	Medium	52,002,594	0	11,288,975	0	63,291,569
	Parker Adventist Hospital	Centura Health Adventist	Large	235,701,223	0	53,007,876	0	288,709,099
	Platte Valley Medical Center	SCL Health	Large	112,342,646	14,754,439	19,646,693	0	146,743,778
	Porter Adventist Hospital	Centura Health Adventist	Large	262,491,294	0	60,900,198	0	323,391,491
	Presbyterian/St. Luke's Medical Center	HealthONE	Large	305,657,000	60,238,000	68,383,000	46,313,000	480,591,000
	Rose Medical Center	HealthONE	Large	165,544,000	35,792,000	44,043,000	37,637,000	283,016,000
	Sky Ridge Medical Center	HealthONE	Large	223,331,000	53,637,000	54,607,000	46,273,000	377,848,000
	St. Anthony Hospital	Centura Health CHI	Large	340,550,236	0	72,708,054	0	413,258,290
	St. Anthony North Health Campus	Centura Health CHI	Large	157,981,464	0	40,843,144	0	198,824,608
	St. Joseph Hospital	SCL Health	Large	410,469,914	82,344,683	73,920,939	0	566,735,536
	Swedish Medical Center	HealthONE	Large	317,542,000	57,965,000	65,023,000	63,746,000	504,276,000
	The Medical Center of Aurora	HealthONE	Large	228,620,000	45,321,000	51,114,000	52,235,000	377,290,000
	UCHealth Highlands Ranch	UCHealth	Medium	156,363,457	11,283,773	21,622,890	0	189,270,121
	University of Colorado Hospital	UCHealth	Large	1,505,811,474	194,629,642	206,000,139	1,801,352	1,908,242,607
	Total			6,852,330,362	651,002,179	1,494,014,939	462,301,122	9,459,648,602
East	Arkansas Valley Regional Medical Center		Small	25,441,627	1,268,728	3,312,676	2,908,446	32,931,478
	Colorado Plains Medical Center	LifePoint	Medium	18,703,296	814,760	3,442,631	5,708,494	28,669,181
	East Morgan County Hospital	Banner Health	Small	15,878,341	3,071,163	9,626,219	5,555,023	34,130,746
	Haxtun Hospital District		Small	7,392,235	897,991	2,385,755	0	10,675,981
	Heart of the Rockies Regional Medical Cen..		Small	49,007,718	808,843	34,709,753	1,554,399	86,080,713
	Keefe Memorial Health Service District		Small	3,663,790	1,120,488	2,081,184	0	6,865,462
	Kit Carson County Health Service District		Small	11,695,146	369,458	2,855,365	3,652,873	18,572,842
	Lincoln Community Hospital		Small	10,637,632	2,345,127	6,396,576	297,384	19,676,719
	Melissa Memorial Hospital		Small	0	0	0	19,301,494	19,301,494
	Mt. San Rafael Hospital		Small	33,270,611	0	2,733,066	0	36,003,677
	Prowers Medical Center		Small	22,576,582	0	7,882,031	2,540,952	32,999,565
	Rio Grande Hospital		Small	21,124,348	0	1,561,277	0	22,685,625
	San Luis Valley Health Conejos County Hos..	San Luis Valley	Small	6,855,951	0	4,050,471	20,510	10,926,932
	San Luis Valley Health Regional Medical Ce..	San Luis Valley	Medium	66,495,980	0	25,752,973	401,577	92,650,530
	Sedgwick County Health Center		Small	8,245,704	1,597,529	2,273,685	581,974	12,698,892
	Southeast Colorado Hospital District		Small	0	0	0	19,261,771	19,261,771
	Spanish Peaks Regional Health Center		Small	10,744,260	1,430,421	4,559,616	0	16,734,297
	St. Thomas More Hospital	Centura Health CHI	Small	52,246,489	0	17,481,335	0	69,727,824
	Sterling Regional MedCenter	Banner Health	Small	23,272,712	6,529,025	14,982,195	8,639,872	53,423,804
	Weisbrod Memorial County Hospital		Small	8,934,935	0	0	0	8,934,935
	Wray Community District Hospital		Small	0	0	0	24,365,571	24,365,571
	Total			396,187,358	20,253,532	146,086,808	94,790,340	657,318,039
Ft. Collins	Banner Fort Collins Medical Center	Banner Health	Small	15,247,764	5,166,370	12,495,330	13,321,641	46,231,105
	Estes Park Health		Small	39,938,711	0	8,455,820	7,317,782	55,712,313
	McKee Medical Center	Banner Health	Large	43,244,407	23,380,203	33,438,625	24,798,098	124,861,333
	Medical Center of the Rockies	UCHealth	Large	333,171,610	51,108,504	58,507,679	0	442,787,792
	Poudre Valley Hospital	UCHealth	Large	428,922,724	69,693,700	59,357,636	0	557,974,059
	Total			860,525,216	149,348,776	172,255,090	45,437,521	1,227,566,603
Grand Junction	Colorado Canyons Hospital and Medical Ce..		Small	37,907,406	4,448,587	6,553,288	0	48,909,281
	Community Hospital		Medium	98,570,209	7,582,324	26,538,133	45,493,942	178,184,608
	St. Mary's Hospital & Medical Center, Inc.	SCL Health	Large	291,297,359	85,435,535	52,142,868	0	428,875,762
	Total			427,774,974	97,466,446	85,234,289	45,493,942	655,969,651
Greeley	Longs Peak Hospital	UCHealth	Medium	110,427,049	12,417,046	17,418,826	0	140,262,921
	North Colorado Medical Center	Banner Health	Large	132,689,415	38,268,436	75,812,235	85,231,574	332,001,660
	UCHealth Greeley	UCHealth	Medium	118,947,352	8,793,854	20,227,518	0	147,968,725
	Total			362,063,816	59,479,336	113,458,579	85,231,574	620,233,306
Pueblo	Parkview Medical Center		Large	214,671,553	103,684,776	102,238,585	40,925,514	461,520,428
	St. Mary-Corwin Medical Center	Centura Health CHI	Large	118,630,250	0	23,787,583	0	142,417,833
	Total			333,301,803	103,684,776	126,026,168	40,925,514	603,938,261
West	Animas Surgical Hospital		Small	19,804,528	1,787,491	11,299,110	32,000	32,923,129
	Aspen Valley Hospital		Small	50,530,817	5,345,674	40,757,910	2,931,358	99,565,759
	Delta Health		Medium	92,465,208	0	0	0	92,465,208
	Grand River Hospital District		Small	60,473,455	0	0	0	60,473,455
	Gunnison Valley Health		Small	29,490,598	8,436,203	13,393,271	0	51,320,072
	Memorial Regional Health		Small	28,317,780	5,749,060	12,710,394	16,489,353	63,266,587
	Mercy Regional Medical Center	Centura Health CHI	Medium	182,067,475	0	37,520,067	0	219,587,541
	Montrose Memorial Hospital		Medium	80,993,583	0	43,675,378	0	124,668,961
	Pagosa Springs Medical Center		Small	26,472,109	0	8,004,237	2,023,735	36,500,081
	Pioneers Medical Center		Small	1,757,680	0	1,212,665	32,810,616	35,780,961
	Rangely District Hospital		Small	13,486,406	0	3,858,292	0	17,344,698
	Southwest Health System, Inc.		Small	27,439,852	9,138,976	9,737,547	21,403,238	67,719,612
	St. Anthony Summit Medical Center	Centura Health CHI	Medium	67,860,607	0	16,197,986	0	84,058,593
	St. Vincent General Hospital District		Small	7,327,321	1,188,572	4,204,272	352,613	13,072,778
	Vail Health Hospital		Medium	104,553,614	27,633,749	89,478,972	4,961,204	226,627,538
	Valley View Hospital		Medium	198,669,679	375,045	52,590,277	0	251,635,001
	Yampa Valley Medical Center	UCHealth	Medium	77,590,617	10,030,639	14,880,495	0	102,501,752
	Total			1,069,301,328	69,685,409	359,520,873	81,004,116	1,579,511,726
Grand Total				12,405,458,972	1,361,474,651	2,960,938,543	855,184,130	17,583,056,296

*National Jewish Health is excluded from this table due to limitations in breaking out payroll expeneses. Its total operating expenses were $305,290,000 in 2020.

Bad Debt Charges Total

Peer Group	Hospital Name	System	DOI Region	2014	2015	2016	2017	2018	2019	2020
Large	Avista Adventist Hospital	Centura Health Adventist	Boulder	3,819,562	1,805,943	2,860,840	5,831,713	4,545,846	6,481,796	3,006,552
	Boulder Community Health		Boulder	15,288,320	17,202,933	13,048,545	16,062,569	21,162,349	12,464,478	15,872,055
	Children's Hospital Colorado	Childrens	Denver	15,470,538	10,327,681	8,312,410	10,218,281	4,254,897	17,654,929	38,288,783
	Children's Hospital Colorado Springs	Childrens	Colorado Springs						4,672,918	4,507,986
	Denver Health Medical Center		Denver	113,991,625	100,473,430	97,030,645	79,285,674	81,351,597	98,795,282	87,529,450
	Good Samaritan Medical Center	SCL Health	Boulder	7,997,884	9,185,006	8,373,573	9,087,660	6,312,819	5,049,859	6,918,307
	Littleton Adventist Hospital	Centura Health Adventist	Denver	14,131,307	9,897,821	7,745,796	17,648,996	10,979,605	17,366,850	15,666,745
	Longmont United Hospital	Centura Health CHI	Boulder			15,055,775	6,958,656	8,987,993	9,819,729	7,539,087
	Lutheran Medical Center	SCL Health	Denver	14,379,624	15,201,223	12,540,297	10,370,497	16,746,115	9,954,838	13,221,758
	McKee Medical Center	Banner Health	Ft. Collins	5,049,953	4,478,719	3,156,747	3,782,970	4,413,291	5,194,055	4,044,732
	Medical Center of the Rockies	UCHealth	Ft. Collins	21,805,047	17,701,455	15,811,702	16,856,683	21,239,003	18,459,621	21,986,926
	Memorial Hospital Central	UCHealth	Colorado Springs	60,856,899	29,213,600	34,839,565	40,424,635	52,170,863	43,359,864	75,507,912
	North Colorado Medical Center	Banner Health	Greeley	21,511,824	14,053,331	11,857,058	12,964,749	15,459,923	19,189,689	9,570,518
	North Suburban Medical Center	HealthONE	Denver						22,740,000	5,636,000
	Parker Adventist Hospital	Centura Health Adventist	Denver	13,728,933	9,443,230	9,555,792	18,649,678	11,852,932	16,976,129	14,682,963
	Parkview Medical Center		Pueblo	42,302,051	18,979,801	21,761,800	23,747,913	30,904,800	18,320,225	11,358,303
	Penrose-St. Francis Health Services	Centura Health CHI	Colorado Springs	18,441,306	11,235,880	9,038,936	41,246,679	16,520,321	40,334,346	26,827,172
	Platte Valley Medical Center	SCL Health	Denver	5,043,416	4,559,778	5,914,501	4,038,409	9,514,809	10,538,110	8,915,325
	Porter Adventist Hospital	Centura Health Adventist	Denver	11,353,236	5,006,913	4,665,056	17,518,930	7,500,153	10,724,626	5,682,633
	Poudre Valley Hospital	UCHealth	Ft. Collins	26,278,967	21,361,586	18,138,471	18,171,497	22,561,634	17,586,871	27,242,507
	Presbyterian/St. Luke's Medical Center	HealthONE	Denver						13,506,000	4,813,000
	Rose Medical Center	HealthONE	Denver						13,618,000	2,044,000
	Sky Ridge Medical Center	HealthONE	Denver						10,084,000	5,539,000
	St. Anthony Hospital	Centura Health CHI	Denver	24,979,302	18,381,002	17,521,361	30,361,347	25,796,021	23,428,037	22,609,857
	St. Anthony North Health Campus	Centura Health CHI	Denver	18,295,865	7,473,939	8,251,981	12,315,484	13,138,428	17,306,395	16,699,762
	St. Joseph Hospital	SCL Health	Denver	9,069,495	15,237,298	9,891,567	8,744,513	13,341,012	7,278,554	12,712,890
	St. Mary-Corwin Medical Center	Centura Health CHI	Pueblo	2,418,192	2,785,538	2,300,631	12,605,241	3,365,315	4,892,435	-840,693
	St. Mary's Hospital & Medical Center, Inc.	SCL Health	Grand Junction	15,294,528	13,255,428	8,604,696	6,017,433	8,130,860	15,028,477	9,479,878
	Swedish Medical Center	HealthONE	Denver						31,823,000	-10,419,000
	The Medical Center of Aurora	HealthONE	Denver						39,178,000	-3,385,000
	University of Colorado Hospital	UCHealth	Denver	69,503,953	59,432,284	55,594,478	68,710,367	85,585,128	78,304,150	93,216,808
	HealthONE (system level)	HealthONE	Denver	50,440,000	130,110,001	90,094,000	75,872,000	86,900,000		
	Total			601,451,826	546,803,820	491,966,224	567,492,576	582,735,713	660,131,262	556,476,216
Medium	Broomfield Hospital	UCHealth	Denver					8,392,365	692,024	4,061,928
	Castle Rock Adventist Hospital	Centura Health Adventist	Denver	5,999,346	5,238,100	3,102,843	8,392,740	4,937,808	7,352,288	8,346,065
	Colorado Plains Medical Center	LifePoint	East	5,440,522	3,372,687	3,825,000	3,989,000	3,909,000	3,869,882	2,691,423
	Community Hospital		Grand Junction						10,324,319	44,338,206
	Delta Health		West	1,978,653	1,282,629	1,290,220	1,759,929	2,123,520	2,222,061	1,980,823
	Longs Peak Hospital	UCHealth	Greeley					4,906,901	4,518,599	9,495,969
	Mercy Regional Medical Center	Centura Health CHI	West	6,113,294	4,048,482	4,148,146	13,054,557	5,327,530	6,920,122	7,241,839
	Montrose Memorial Hospital		West						4,486,745	3,970,542
	National Jewish Health		Denver	2,285,000	2,702,999	1,917,000	1,952,003	1,843,001	2,690,965	2,465,214
	OrthoColorado Hospital	Centura Health CHI	Denver	476,123	262,655	507,225	1,355,535	399,763	540,902	573,963
	San Luis Valley Health Regional Medical Ce..	San Luis Valley	East	4,330,879	2,744,031	4,493,650	2,467,841	6,443,269	0	2,968,207
	St. Anthony Summit Medical Center	Centura Health CHI	West	5,237,804	4,417,725	2,977,406	8,269,184	6,727,562	11,375,312	8,981,273
	UCHealth Greeley	UCHealth	Greeley							6,869,916
	UCHealth Highlands Ranch	UCHealth	Denver						0	2,754,332
	Vail Health Hospital		West	14,513,545	8,262,623	10,356,865	9,071,156	10,607,863	14,166,025	7,885,869
	Valley View Hospital		West	5,565,302	5,179,772	6,908,357	6,442,727	5,284,061	5,050,398	5,162,390
	Yampa Valley Medical Center	UCHealth	West					2,243,709	2,227,341	4,172,935
	Total			51,940,468	37,511,703	39,526,711	56,754,673	63,146,353	76,436,983	123,960,896
Small	Animas Surgical Hospital		West						1,098,016	1,082,548
	Arkansas Valley Regional Medical Center		East	3,673,955	1,406,446	1,811,389	2,113,072	5,000,431	3,880,946	3,824,901
	Aspen Valley Hospital		West						3,769,468	2,914,848
	Banner Fort Collins Medical Center	Banner Health	Ft. Collins			3,048,842	1,472,707	1,838,129	2,614,837	1,781,932
	Colorado Canyons Hospital and Medical Ce..		Grand Junction			1,366,187	1,241,459	1,362,304	1,630,756	2,131,535
	East Morgan County Hospital	Banner Health	East	1,289,995	944,649	586,558	959,651	1,009,200	1,095,325	761,410
	Estes Park Health		Ft. Collins	2,348,697	2,842,492	3,643,810	4,222,087	330,712	1,130,252	650,166
	Grand River Hospital District		West	5,890,625	5,847,318	7,856,539	5,241,351	7,772,273	5,110,873	6,241,099
	Grandview Hospital	UCHealth	Colorado Springs					4,410,275	551,440	4,462,777
	Gunnison Valley Health		West	1,451,353	1,176,909	1,926,600	2,325,772	3,648,063	2,031,683	1,307,194
	Haxtun Hospital District		East		200,509	317,628	208,450	188,672		174,494
	Heart of the Rockies Regional Medical Cen..		East	3,352,073	3,790,225	4,174,079	2,910,055	2,715,687	2,264,549	2,408,658
	Keefe Memorial Health Service District		East						414,928	281,000
	Kit Carson County Health Service District		East	0	0	0	0	0		0
	Lincoln Community Hospital		East						2,203,394	2,309,318
	Melissa Memorial Hospital		East	-236,868	102,000	440,850		639,277	957,240	391,052
	Memorial Regional Health		West							3,715,470
	Mt. San Rafael Hospital		East	3,709,955	2,719,370	2,874,342	2,865,918	3,639,798	3,059,260	2,355,248
	Pagosa Springs Medical Center		West						0	1,730,052
	Pikes Peak Regional Hospital	UCHealth	Colorado Springs					270,959	371,051	2,168,710
	Pioneers Medical Center		West	469,688	602,321	601,902	857,642	1,131,745	882,299	1,438,372
	Prowers Medical Center		East						783,432	1,797,781
	Rangely District Hospital		West	986,020	355,375	504,186	713,694	293,197		448,417
	Rio Grande Hospital		East	1,763,056	785,185	1,501,411	1,333,329	1,288,267	1,502,708	533,703
	San Luis Valley Health Conejos County Hos..	San Luis Valley	East	776,882	1,208,031	794,338	331,400	678,575	0	414,117
	Sedgwick County Health Center		East	751,492	661,257	589,606	637,287	710,295	861,367	667,712
	Southeast Colorado Hospital District		East	653,432	396,564	836,407	-55,384	-127,012	176,728	405,176
	Southwest Health System, Inc.		West							3,295,522
	Spanish Peaks Regional Health Center		East				0	204,988	219,332	48,761
	St. Thomas More Hospital	Centura Health CHI	East	1,047,533	1,205,848	1,011,012	6,830,533	1,866,636	3,390,987	2,115,795
	St. Vincent General Hospital District		West	1,538,882	717,021	822,242	877,810	1,023,710	1,550,174	979,491
	Sterling Regional MedCenter	Banner Health	East	1,669,709	1,161,015	1,248,860	1,097,042	1,339,343	2,072,259	1,365,540
	Weisbrod Memorial County Hospital		East	156,289	328,293	217,944	334,365	242,882	26,912	2,269
	Wray Community District Hospital		East	713,682	850,348	796,544	1,178,410	1,202,458	1,402,243	858,037
	Total			32,006,450	27,301,176	36,971,276	37,696,651	42,680,865	45,052,459	55,063,105
Grand Total				685,398,744	611,616,698	568,464,211	661,943,900	688,562,930	781,620,703	735,500,216

Charity Care Charges Total

Peer Group	Hospital Name	System	DOI Region	2014	2015	2016	2017	2018	2019	2020
Large	Avista Adventist Hospital	Centura Health Adventist	Boulder	6,515,836	5,525,590	6,925,496	9,034,290	7,366,115	7,018,149	9,395,588
	Boulder Community Health		Boulder	11,439,445	11,025,227	12,370,173	14,273,358	14,044,844	13,723,834	10,378,128
	Children's Hospital Colorado	Childrens	Denver	12,134,354	8,225,189	19,260,351	17,583,767	17,116,772	29,399,250	22,754,511
	Children's Hospital Colorado Springs	Childrens	Colorado Springs						1,343,375	2,411,295
	Denver Health Medical Center		Denver	132,410,925	134,144,031	148,318,654	165,431,461	164,701,868	193,201,632	197,638,593
	Good Samaritan Medical Center	SCL Health	Boulder	3,999,126	3,966,589	5,477,178	6,828,987	8,492,271	6,295,723	7,103,698
	Littleton Adventist Hospital	Centura Health Adventist	Denver	19,487,548	12,006,839	10,498,602	13,918,294	6,670,798	5,805,354	10,150,248
	Longmont United Hospital	Centura Health CHI	Boulder			4,421,261	5,761,739	12,639,297	10,054,576	17,628,511
	Lutheran Medical Center	SCL Health	Denver	22,872,408	8,575,093	12,985,156	15,749,095	15,905,111	18,901,057	22,429,508
	McKee Medical Center	Banner Health	Ft. Collins	3,807,305	1,041,564	3,777,782	5,729,449	6,181,322	7,157,894	6,735,583
	Medical Center of the Rockies	UCHealth	Ft. Collins	40,827,640	16,568,132	17,452,911	13,779,699	17,868,753	25,535,373	19,111,925
	Memorial Hospital Central	UCHealth	Colorado Springs	70,704,129	19,770,907	24,003,151	24,746,161	32,891,874	58,262,835	46,699,065
	North Colorado Medical Center	Banner Health	Greeley	29,161,254	17,616,258	23,814,046	26,586,467	34,290,776	27,245,389	38,237,954
	North Suburban Medical Center	HealthONE	Denver						36,045,000	38,662,000
	Parker Adventist Hospital	Centura Health Adventist	Denver	13,178,954	8,922,313	8,042,744	12,729,828	4,341,338	5,047,522	15,063,116
	Parkview Medical Center		Pueblo	25,466,231	15,370,099	14,689,283	-4,388,840	-149,934	8,895,528	18,369,563
	Penrose-St. Francis Health Services	Centura Health CHI	Colorado Springs	77,324,890	35,888,779	30,780,412	47,702,651	25,469,266	29,195,033	48,336,693
	Platte Valley Medical Center	SCL Health	Denver	8,518,411	4,173,419	8,274,759	11,473,546	7,011,567	7,965,503	9,372,319
	Porter Adventist Hospital	Centura Health Adventist	Denver	24,268,474	13,780,289	9,944,901	15,764,283	6,929,597	8,200,573	15,171,459
	Poudre Valley Hospital	UCHealth	Ft. Collins	43,924,876	15,123,689	14,276,310	14,739,520	14,310,480	21,725,782	20,698,301
	Presbyterian/St. Luke's Medical Center	HealthONE	Denver						20,322,000	17,435,000
	Rose Medical Center	HealthONE	Denver						12,515,000	12,210,000
	Sky Ridge Medical Center	HealthONE	Denver						17,375,000	26,122,000
	St. Anthony Hospital	Centura Health CHI	Denver	54,355,811	34,072,524	28,893,310	42,305,838	15,408,904	19,156,716	32,945,928
	St. Anthony North Health Campus	Centura Health CHI	Denver	33,653,062	23,393,018	15,426,676	22,192,938	7,107,695	9,622,699	30,108,972
	St. Joseph Hospital	SCL Health	Denver	64,473,573	71,495,333	63,585,248	60,630,560	60,150,439	76,516,023	77,007,876
	St. Mary-Corwin Medical Center	Centura Health CHI	Pueblo	35,953,100	9,973,352	13,176,919	16,725,198	6,797,069	6,431,635	8,849,537
	St. Mary's Hospital & Medical Center, Inc.	SCL Health	Grand Junction	17,701,181	20,075,729	18,709,143	18,696,598	21,232,023	25,518,149	28,046,543
	Swedish Medical Center	HealthONE	Denver						51,571,000	55,287,000
	The Medical Center of Aurora	HealthONE	Denver						47,979,000	52,422,000
	University of Colorado Hospital	UCHealth	Denver	174,200,426	51,408,723	50,555,385	62,396,705	61,287,297	86,275,834	100,241,428
	HealthONE (system level)	HealthONE	Denver	54,291,000	31,089,000	54,644,000	78,137,000	147,923,000		
	Total			980,669,958	573,231,686	620,303,850	718,528,593	715,988,542	894,302,439	1,017,024,341
Medium	Broomfield Hospital	UCHealth	Denver					402,444	9,268,383	924,288
	Castle Rock Adventist Hospital	Centura Health Adventist	Denver	3,708,231	3,163,663	2,630,918	4,673,901	2,432,457	2,169,540	3,734,271
	Colorado Plains Medical Center	LifePoint	East	375,021	677,536	1,074,000	1,295,000	1,662,000	1,324,099	702,403
	Community Hospital		Grand Junction						3,255,009	2,297,051
	Delta Health		West	421,556	72,807	242,208	325,948	-191,681	581,163	583,769
	Longs Peak Hospital	UCHealth	Greeley					1,444,571	7,137,249	5,371,084
	Mercy Regional Medical Center	Centura Health CHI	West	10,097,764	5,505,621	5,281,105	8,004,174	3,308,680	3,849,930	7,722,744
	Montrose Memorial Hospital		West						5,709,649	5,852,579
	National Jewish Health		Denver	274,155	91,818	165,207	79,322	71,949	31,377	194,428
	OrthoColorado Hospital	Centura Health CHI	Denver	2,499	881	100,663	45,699	52,370	57,657	221,211
	San Luis Valley Health Regional Medical Ce..	San Luis Valley	East	1,830,651	-116,912	458,812	376,121	300,196	0	4,057,525
	St. Anthony Summit Medical Center	Centura Health CHI	West	4,509,766	3,285,277	3,471,180	5,739,940	2,788,468	5,527,260	6,356,384
	UCHealth Greeley	UCHealth	Greeley							4,706,675
	UCHealth Highlands Ranch	UCHealth	Denver						223,957	1,755,543
	Vail Health Hospital		West	1,716,175	521,381	1,574,998	2,246,794	972,377	2,992,613	3,941,185
	Valley View Hospital		West	9,759,011	10,979,783	9,827,947	10,251,692	12,348,104	12,772,121	9,711,356
	Yampa Valley Medical Center	UCHealth	West					1,146,445	3,760,409	2,989,603
	Total			32,694,829	24,181,855	24,827,039	33,038,590	26,738,380	58,660,417	61,122,097
Small	Animas Surgical Hospital		West						108,412	267,462
	Arkansas Valley Regional Medical Center		East	2,497,170	575,999	579,386	362,706	494,437	523,295	523,296
	Aspen Valley Hospital		West						2,033,691	1,534,961
	Banner Fort Collins Medical Center	Banner Health	Ft. Collins			1,303,000	1,473,989	1,913,773	1,686,317	2,181,431
	Colorado Canyons Hospital and Medical Ce..		Grand Junction			130,670	108,192	179,914	341,705	234,465
	East Morgan County Hospital	Banner Health	East	719,066	504,105	901,310	1,074,977	1,219,673	1,030,601	1,574,008
	Estes Park Health		Ft. Collins	942,680	386,610	-1,423,054	210,849	1,292,179	1,023,943	376,831
	Grand River Hospital District		West	2,191,500	1,878,534	1,264,130	1,245,403	1,360,885	2,256,960	0
	Grandview Hospital	UCHealth	Colorado Springs					333,745	6,811,458	1,146,970
	Gunnison Valley Health		West	1,200,635	534,531	926,623	753,447	767,471	974,934	1,627,135
	Haxtun Hospital District		East		0	0	0	0		0
	Heart of the Rockies Regional Medical Cen..		East	130,199	-605,362	62,944	214,070	480,755	568,241	753,520
	Keefe Memorial Health Service District		East						35,191	10,739
	Kit Carson County Health Service District		East	0	0	0	0	0		0
	Lincoln Community Hospital		East						28,172	13,947
	Melissa Memorial Hospital		East	-222,708	-78,852	65,007		70,368	76,695	184,629
	Memorial Regional Health		West							442,188
	Mt. San Rafael Hospital		East	-218,468	2,329,629	499,738	654,279	843,404	894,971	986,863
	Pagosa Springs Medical Center		West						0	282,686
	Pikes Peak Regional Hospital	UCHealth	Colorado Springs					36,429	1,698,907	433,071
	Pioneers Medical Center		West	28,887	131,261	95,836	79,558	89,956	80,601	40,479
	Prowers Medical Center		East						244,642	449,580
	Rangely District Hospital		West	916	3,198	116	286	115		0
	Rio Grande Hospital		East	499,964	613,103	416,854	347,638	364,447	1,193,308	705,627
	San Luis Valley Health Conejos County Hos..	San Luis Valley	East	520,165	82,521	-556,163	-623,011	-276,043	0	294,112
	Sedgwick County Health Center		East	111,670	53,608	35,929	42,183	127,142	163,458	166,564
	Southeast Colorado Hospital District		East	-183,113	65,640	177,911	73,560	71,350	18,503	0
	Southwest Health System, Inc.		West							0
	Spanish Peaks Regional Health Center		East				154,330,109	479,049	693,818	399,832
	St. Thomas More Hospital	Centura Health CHI	East	6,539,433	2,044,428	2,001,132	4,348,895	1,158,565	1,566,836	2,259,683
	St. Vincent General Hospital District		West	51,919	0	0	8,899	121,383	176,445	249,236
	Sterling Regional MedCenter	Banner Health	East	938,454	1,319,560	1,983,095	2,223,515	2,349,481	1,655,760	2,932,652
	Weisbrod Memorial County Hospital		East	0	0	9,820	10,365	100,288	43,882	57,171
	Wray Community District Hospital		East	0	0	0	0	43,201	26,079	35,864
	Total			15,748,369	9,838,512	8,474,283	166,939,909	13,621,966	25,956,825	20,165,002
Grand Total				1,029,113,156	607,252,053	653,605,173	918,507,092	756,348,889	978,919,681	1,098,311,441

Contractual Allowances Total

Peer Group	Hospital Name	System	DOI Region	2014	2015	2016	2017	2018	2019	2020
Large	Avista Adventist Hospital	Centura Health Adventist	Boulder	220,679,605	239,392,560	268,315,454	283,880,412	351,016,075	452,591,063	445,348,729
	Boulder Community Health		Boulder	831,275,106	934,932,666	1,065,141,381	1,187,024,658	1,237,455,478	1,315,225,518	1,342,419,963
	Children's Hospital Colorado	Childrens	Denver	1,285,569,771	1,300,462,321	1,349,859,497	1,517,938,892	1,702,784,573	1,828,329,974	1,786,543,806
	Children's Hospital Colorado Springs	Childrens	Colorado Springs						192,448,703	350,401,669
	Denver Health Medical Center		Denver	1,035,264,777	1,148,303,671	1,161,983,251	1,274,766,243	1,396,091,995	1,587,365,786	1,651,692,692
	Good Samaritan Medical Center	SCL Health	Boulder	909,443,370	957,996,456	1,026,040,442	1,123,331,133	1,152,869,572	1,175,368,841	1,157,618,773
	Littleton Adventist Hospital	Centura Health Adventist	Denver	796,932,698	869,263,996	929,187,685	975,104,870	1,072,415,603	1,159,408,721	1,095,017,054
	Longmont United Hospital	Centura Health CHI	Boulder			387,381,798	448,832,089	468,452,892	476,764,715	451,258,461
	Lutheran Medical Center	SCL Health	Denver	961,176,374	1,008,488,837	1,175,952,568	1,316,699,663	1,360,016,548	1,439,208,603	1,424,144,455
	McKee Medical Center	Banner Health	Ft. Collins	199,344,575	219,456,845	213,925,099	227,759,503	234,777,637	250,840,854	234,066,099
	Medical Center of the Rockies	UCHealth	Ft. Collins	464,105,086	559,514,110	636,110,240	749,723,906	863,810,704	1,021,359,806	1,014,931,112
	Memorial Hospital Central	UCHealth	Colorado Springs	1,365,608,946	1,526,786,498	1,854,514,630	2,205,375,543	2,680,103,168	3,059,607,443	3,174,596,182
	North Colorado Medical Center	Banner Health	Greeley	562,295,973	634,516,208	663,944,966	706,020,267	701,938,477	742,137,052	638,918,845
	North Suburban Medical Center	HealthONE	Denver						1,583,805,000	1,576,053,000
	Parker Adventist Hospital	Centura Health Adventist	Denver	565,092,433	683,943,403	787,229,192	824,886,629	921,146,381	964,892,688	1,019,597,064
	Parkview Medical Center		Pueblo	1,027,112,174	1,139,493,350	1,326,681,512	1,505,105,760	1,672,958,465	1,908,389,026	1,975,858,737
	Penrose-St. Francis Health Services	Centura Health CHI	Colorado Springs	1,458,559,546	1,714,576,581	1,875,371,066	2,048,168,798	2,388,485,278	2,677,937,348	2,893,945,141
	Platte Valley Medical Center	SCL Health	Denver	151,549,178	141,905,366	176,335,940	200,909,604	210,212,918	221,458,235	262,685,366
	Porter Adventist Hospital	Centura Health Adventist	Denver	849,612,196	1,007,160,264	1,036,291,643	1,057,494,443	1,091,998,049	1,086,513,479	1,011,353,209
	Poudre Valley Hospital	UCHealth	Ft. Collins	542,114,522	657,011,800	748,659,439	951,149,520	1,037,311,074	1,117,403,284	1,177,578,671
	Presbyterian/St. Luke's Medical Center	HealthONE	Denver						2,937,100,000	2,900,517,000
	Rose Medical Center	HealthONE	Denver						2,048,219,000	1,962,097,000
	Sky Ridge Medical Center	HealthONE	Denver						3,211,149,000	3,352,839,000
	St. Anthony Hospital	Centura Health CHI	Denver	1,133,808,414	1,299,655,696	1,379,372,656	1,397,385,573	1,427,540,359	1,531,132,728	1,628,091,946
	St. Anthony North Health Campus	Centura Health CHI	Denver	430,808,371	445,681,324	475,389,488	486,402,217	588,308,693	717,675,314	779,757,851
	St. Joseph Hospital	SCL Health	Denver	1,363,020,090	1,490,567,342	1,628,624,709	1,838,896,354	1,870,428,726	2,071,483,348	1,971,381,802
	St. Mary-Corwin Medical Center	Centura Health CHI	Pueblo	507,684,568	575,608,364	635,004,576	670,967,252	682,507,079	543,338,458	493,175,190
	St. Mary's Hospital & Medical Center, Inc.	SCL Health	Grand Junction	595,425,054	614,942,058	668,821,714	752,499,129	809,793,302	874,300,749	884,214,840
	Swedish Medical Center	HealthONE	Denver						4,077,613,000	4,185,299,000
	The Medical Center of Aurora	HealthONE	Denver						2,771,492,000	2,677,843,000
	University of Colorado Hospital	UCHealth	Denver	3,115,780,884	3,695,467,761	4,247,971,180	4,855,849,174	5,813,819,459	6,661,764,152	7,008,900,399
	HealthONE (system level)	HealthONE	Denver	9,709,183,000	10,992,287,999	12,733,440,000	14,509,083,000	16,444,803,000		
	Total			30,081,446,712	33,857,415,476	38,451,550,125	43,115,254,631	48,181,045,504	51,706,323,888	52,528,146,057
Medium	Broomfield Hospital	UCHealth	Denver					107,155,765	55,308,323	96,631,299
	Castle Rock Adventist Hospital	Centura Health Adventist	Denver	140,183,347	192,778,278	214,772,854	273,420,626	335,834,688	370,201,909	374,357,730
	Colorado Plains Medical Center	LifePoint	East	69,974,749	73,252,293	81,663,000	89,123,000	87,221,000	85,042,105	66,070,005
	Community Hospital		Grand Junction						342,044,596	446,751,686
	Delta Health		West	71,220,155	80,891,260	90,163,617	100,114,075	108,625,128	119,885,288	115,789,613
	Longs Peak Hospital	UCHealth	Greeley					151,047,318	282,166,840	370,352,169
	Mercy Regional Medical Center	Centura Health CHI	West	199,388,223	256,626,859	289,736,571	352,412,063	437,194,771	481,362,260	498,180,442
	Montrose Memorial Hospital		West						199,192,595	213,914,975
	National Jewish Health		Denver	75,295,926	85,669,655	118,714,526	131,215,859	138,137,515	149,337,130	157,194,756
	OrthoColorado Hospital	Centura Health CHI	Denver	152,836,008	175,199,094	232,870,540	237,952,938	265,501,636	277,935,891	280,218,733
	San Luis Valley Health Regional Medical Ce..	San Luis Valley	East	68,090,581	87,526,137	88,550,876	101,012,426	103,527,438	109,727,125	111,975,197
	St. Anthony Summit Medical Center	Centura Health CHI	West	59,976,905	71,394,297	85,978,730	99,269,619	142,265,465	155,105,405	149,852,655
	UCHealth Greeley	UCHealth	Greeley							263,274,312
	UCHealth Highlands Ranch	UCHealth	Denver						4,045,593	331,186,792
	Vail Health Hospital		West	79,511,757	87,358,065	84,572,063	85,592,396	95,531,320	123,828,922	147,888,722
	Valley View Hospital		West	121,898,662	156,265,833	207,773,684	212,759,412	211,220,992	247,328,253	246,813,209
	Yampa Valley Medical Center	UCHealth	West					37,756,029	55,244,704	70,235,319
	Total			1,038,376,313	1,266,961,771	1,494,796,461	1,682,872,414	2,221,019,064	3,057,756,940	3,940,687,615
Small	Animas Surgical Hospital		West						84,346,377	84,077,452
	Arkansas Valley Regional Medical Center		East	40,525,616	47,743,768	55,228,011	56,693,613	55,861,314	43,530,131	49,482,391
	Aspen Valley Hospital		West						41,938,444	31,703,248
	Banner Fort Collins Medical Center	Banner Health	Ft. Collins			34,381,131	46,732,422	51,704,940	57,513,774	58,114,777
	Colorado Canyons Hospital and Medical Ce..		Grand Junction		29,891,646	31,880,252	35,702,969	40,717,430	47,189,610	61,083,233
	East Morgan County Hospital	Banner Health	East	16,942,571	16,765,326	18,211,908	22,812,573	22,873,084	21,561,187	17,843,335
	Estes Park Health		Ft. Collins	21,232,628	24,456,154	29,548,173	32,477,604	39,928,983	40,704,272	35,520,554
	Grand River Hospital District		West	28,580,545	30,007,038	36,571,902	49,926,952	47,027,922	53,941,678	52,743,939
	Grandview Hospital	UCHealth	Colorado Springs					103,239,184	107,829,233	137,047,972
	Gunnison Valley Health		West	15,915,225	19,716,334	24,169,799	28,915,658	33,721,453	40,837,106	37,857,882
	Haxtun Hospital District		East		-188,204	-859,577	669,020	2,187,337		2,321,969
	Heart of the Rockies Regional Medical Cen..		East	36,317,436	42,629,861	47,912,220	63,127,981	71,398,701	78,741,303	80,614,960
	Keefe Memorial Health Service District		East						0	2,207,024
	Kit Carson County Health Service District		East	7,671,047	7,810,452	6,451,509	7,028,908	8,239,361		11,752,223
	Lincoln Community Hospital		East						9,906,933	7,574,479
	Melissa Memorial Hospital		East	1,695,380	2,832,756	3,970,049		9,617,214	8,093,624	10,628,613
	Memorial Regional Health		West							41,290,104
	Mt. San Rafael Hospital		East	34,924,993	31,203,074	35,141,321	42,011,202	42,868,987	44,950,520	36,235,216
	Pagosa Springs Medical Center		West						28,167,669	30,307,926
	Pikes Peak Regional Hospital	UCHealth	Colorado Springs					6,376,071	28,348,349	37,347,629
	Pioneers Medical Center		West	3,378,762	3,565,699	5,471,515	4,061,055	2,013,947	10,185,794	11,581,732
	Prowers Medical Center		East						15,793,481	11,277,576
	Rangely District Hospital		West	1,456,300	1,422,647	2,016,252	1,882,952	1,311,489		2,146,699
	Rio Grande Hospital		East	8,479,498	10,070,722	11,739,720	12,414,689	14,818,672	15,675,213	16,256,859
	San Luis Valley Health Conejos County Hos..	San Luis Valley	East	2,263,005	3,493,655	4,198,054	4,899,997	4,022,308	6,164,367	6,306,342
	Sedgwick County Health Center		East	4,270,532	3,818,272	5,011,213	5,707,265	5,204,415	4,793,270	5,182,551
	Southeast Colorado Hospital District		East	6,607,211	6,387,841	6,290,942	6,702,270	6,433,862	6,738,348	5,999,395
	Southwest Health System, Inc.		West							70,397,138
	Spanish Peaks Regional Health Center		East				9,558,179	9,859,732	10,973,982	8,626,358
	St. Thomas More Hospital	Centura Health CHI	East	80,819,218	109,654,684	121,237,780	130,141,922	145,513,039	157,094,475	153,287,105
	St. Vincent General Hospital District		West	4,347,983	3,247,935	3,564,380	4,919,843	4,710,714	4,586,512	3,898,330
	Sterling Regional MedCenter	Banner Health	East	40,488,986	42,457,213	48,294,147	54,815,943	56,269,908	58,020,072	61,303,360
	Weisbrod Memorial County Hospital		East	682,550	313,971	853,779	416,931	601,285	505,137	-136,036
	Wray Community District Hospital		East	4,382,585	3,861,254	5,724,106	7,912,110	9,852,849	13,382,526	11,067,214
	Total			360,982,072	441,162,098	537,008,587	629,532,058	796,374,200	1,041,513,387	1,192,949,549
Grand Total				31,480,805,097	35,565,539,346	40,483,355,173	45,427,659,104	51,198,438,769	55,805,594,215	57,661,783,220

Net Patient Revenue Total

Peer Group	Hospital Name	System	DOI Region	2014	2015	2016	2017	2018	2019	2020
Large	Avista Adventist Hospital	Centura Health Adventist	Boulder	88,806,713	93,714,731	105,355,798	104,745,107	121,954,268	158,924,460	157,354,318
	Boulder Community Health		Boulder	270,423,778	290,821,878	312,181,859	309,853,009	310,983,770	346,545,593	319,618,404
	Children's Hospital Colorado	Childrens	Denver	864,770,382	908,163,373	911,886,368	960,772,037	1,102,847,373	1,128,945,144	1,067,756,525
	Children's Hospital Colorado Springs	Childrens	Colorado Springs						77,998,912	171,832,509
	Denver Health Medical Center		Denver	597,208,458	675,985,140	706,546,492	763,391,747	781,052,776	789,248,542	888,319,576
	Good Samaritan Medical Center	SCL Health	Boulder	262,973,196	281,238,597	297,456,827	315,998,933	324,021,421	288,155,059	308,121,882
	Littleton Adventist Hospital	Centura Health Adventist	Denver	257,686,366	266,620,007	271,505,551	285,674,670	294,539,816	310,195,302	302,967,013
	Longmont United Hospital	Centura Health CHI	Boulder						144,299,405	141,732,655
	Lutheran Medical Center	SCL Health	Denver	317,332,185	337,103,411	349,016,455	371,665,245	373,782,636	344,260,642	355,945,107
	McKee Medical Center	Banner Health	Ft. Collins	140,274,414	138,027,079	140,484,083	134,641,213	136,883,178	138,711,752	132,581,309
	Medical Center of the Rockies	UCHealth	Ft. Collins	342,816,689	403,497,822	423,942,697	460,443,738	521,708,123	567,602,232	499,093,092
	Memorial Hospital Central	UCHealth	Colorado Springs	550,297,659	612,083,933	693,797,296	781,425,389	893,217,865	918,404,620	895,246,669
	North Colorado Medical Center	Banner Health	Greeley	353,624,751	340,955,983	354,308,500	360,684,173	377,383,938	370,360,928	320,827,241
	North Suburban Medical Center	HealthONE	Denver						194,631,000	208,576,000
	Parker Adventist Hospital	Centura Health Adventist	Denver	197,201,161	231,729,832	261,245,804	279,039,461	301,268,087	312,227,787	332,683,006
	Parkview Medical Center		Pueblo	288,804,916	303,330,574	348,568,105	362,995,114	387,879,500	341,045,989	454,371,541
	Penrose-St. Francis Health Services	Centura Health CHI	Colorado Springs	464,066,247	518,701,489	572,727,333	617,350,066	655,066,523	715,791,152	783,211,517
	Platte Valley Medical Center	SCL Health	Denver	98,420,557	104,892,477	105,762,457	114,719,649	121,681,009	133,971,858	127,533,194
	Porter Adventist Hospital	Centura Health Adventist	Denver	276,746,529	310,722,489	314,135,220	318,073,182	311,572,483	300,126,530	271,187,549
	Poudre Valley Hospital	UCHealth	Ft. Collins	441,340,021	480,432,955	523,910,492	589,282,380	631,468,133	681,034,151	632,944,898
	Presbyterian/St. Luke's Medical Center	HealthONE	Denver						637,827,000	637,335,000
	Rose Medical Center	HealthONE	Denver						356,309,000	342,130,000
	Sky Ridge Medical Center	HealthONE	Denver						538,838,000	526,620,000
	St. Anthony Hospital	Centura Health CHI	Denver	353,899,753	385,843,392	413,256,855	426,006,882	420,944,799	425,351,186	424,590,983
	St. Anthony North Health Campus	Centura Health CHI	Denver	134,031,611	130,987,752	158,576,032	170,964,599	170,682,815	201,682,094	215,809,114
	St. Joseph Hospital	SCL Health	Denver	456,768,969	482,942,380	520,647,127	552,395,270	571,385,015	566,455,593	559,150,397
	St. Mary-Corwin Medical Center	Centura Health CHI	Pueblo	164,713,092	169,263,751	179,041,094	187,369,251	165,843,641	125,111,845	125,688,562
	St. Mary's Hospital & Medical Center, Inc.	SCL Health	Grand Junction	395,536,168	418,323,586	423,714,539	425,196,577	428,590,754	405,279,696	427,207,345
	Swedish Medical Center	HealthONE	Denver						665,664,000	649,441,000
	The Medical Center of Aurora	HealthONE	Denver						416,884,000	403,113,000
	University of Colorado Hospital	UCHealth	Denver	1,144,523,346	1,323,476,673	1,457,674,657	1,623,587,700	1,873,879,465	2,133,119,667	2,075,781,958
	HealthONE (system level)	HealthONE	Denver	2,353,530,000	2,448,475,004	2,587,199,000	2,743,136,000	2,943,475,000		
	Total			10,815,796,958	11,657,334,307	12,432,940,640	13,259,411,392	14,222,112,387	14,735,003,139	14,758,771,365
Medium	Broomfield Hospital	UCHealth	Denver						22,889,108	37,914,600
	Castle Rock Adventist Hospital	Centura Health Adventist	Denver	52,067,588	71,973,375	77,647,781	90,138,132	109,865,268	121,689,564	121,483,707
	Colorado Plains Medical Center	LifePoint	East	56,522,287	58,740,233	61,842,999	56,676,998	54,566,999	42,142,338	39,173,641
	Community Hospital		Grand Junction						179,830,784	204,760,930
	Delta Health		West	63,836,093	68,450,891	68,352,193	74,692,783	81,284,772	83,963,812	80,181,502
	Longs Peak Hospital	UCHealth	Greeley						91,398,871	116,783,181
	Mercy Regional Medical Center	Centura Health CHI	West	152,034,949	177,157,227	202,484,136	226,270,518	245,940,984	240,987,586	245,358,934
	Montrose Memorial Hospital		West						118,371,509	116,354,406
	National Jewish Health		Denver	67,444,625	73,430,276	99,007,206	96,992,138	97,805,859	102,664,286	102,840,743
	OrthoColorado Hospital	Centura Health CHI	Denver	53,634,306	60,553,223	76,540,326	82,698,558	90,376,794	93,844,580	97,900,268
	San Luis Valley Health Regional Medical Ce..	San Luis Valley	East	55,940,271	62,211,469	68,667,794	74,159,896	82,082,481	88,358,555	84,503,428
	St. Anthony Summit Medical Center	Centura Health CHI	West	64,816,334	71,661,886	85,428,119	100,441,005	118,058,939	121,814,852	115,218,697
	UCHealth Greeley	UCHealth	Greeley							94,729,604
	UCHealth Highlands Ranch	UCHealth	Denver						391,650	102,647,132
	Vail Health Hospital		West	143,977,305	145,165,929	146,519,236	165,304,979	184,860,396	188,137,058	189,697,380
	Valley View Hospital		West	174,654,805	201,719,114	224,803,352	220,913,142	234,194,668	246,313,508	246,664,608
	Yampa Valley Medical Center	UCHealth	West						103,382,006	103,744,719
	Total			884,928,562	991,063,623	1,111,293,141	1,188,288,148	1,299,037,161	1,846,180,066	2,099,957,480
Small	Animas Surgical Hospital		West						34,213,886	37,710,137
	Arkansas Valley Regional Medical Center		East	30,607,453	24,203,940	26,624,319	25,026,769	21,065,328	35,606,456	32,809,756
	Aspen Valley Hospital		West						91,668,876	89,030,502
	Banner Fort Collins Medical Center	Banner Health	Ft. Collins						46,913,152	39,783,557
	Colorado Canyons Hospital and Medical Ce..		Grand Junction						57,214,704	50,018,272
	East Morgan County Hospital	Banner Health	East	24,900,084	28,135,026	29,454,386	29,805,271	33,920,310	34,610,802	35,202,426
	Estes Park Health		Ft. Collins	28,689,415	33,240,525	30,949,206	34,334,366	48,449,293	48,337,071	51,195,969
	Grand River Hospital District		West	36,930,608	43,125,627	44,214,126	45,372,384	47,946,323	52,798,591	50,307,567
	Grandview Hospital	UCHealth	Colorado Springs						35,717,139	36,708,644
	Gunnison Valley Health		West	30,668,533	31,162,333	35,849,577	37,144,728	49,672,618	53,357,507	54,942,471
	Haxtun Hospital District		East							10,217,365
	Heart of the Rockies Regional Medical Cen..		East	43,651,402	50,644,811	59,501,482	64,971,681	76,203,308	81,499,094	84,147,477
	Keefe Memorial Health Service District		East						241,467	6,039,402
	Kit Carson County Health Service District		East	9,548,879	9,989,438	10,627,237	9,079,240	8,227,459		17,500,396
	Lincoln Community Hospital		East							15,219,698
	Melissa Memorial Hospital		East						16,398,430	17,331,476
	Memorial Regional Health		West							58,480,316
	Mt. San Rafael Hospital		East	23,523,361	29,697,759	29,537,285	30,145,060	33,500,834	32,755,464	32,927,020
	Pagosa Springs Medical Center		West						29,384,192	32,035,042
	Pikes Peak Regional Hospital	UCHealth	Colorado Springs						19,179,282	21,403,818
	Pioneers Medical Center		West	11,630,273	12,308,999	18,174,700	19,247,515	15,500,399	19,331,205	31,391,725
	Prowers Medical Center		East						32,581,873	32,880,095
	Rangely District Hospital		West	5,143,813	6,984,666	6,481,383	5,539,909	6,508,003	5,811,885	10,012,992
	Rio Grande Hospital		East	13,846,599	15,053,379	15,633,059	17,181,448	19,425,138	24,005,308	21,502,830
	San Luis Valley Health Conejos County Hos..	San Luis Valley	East	9,250,501	10,591,555	9,415,022	9,345,986	11,434,562	10,357,061	11,525,282
	Sedgwick County Health Center		East	8,924,688	10,545,796	9,288,968	9,090,791	10,194,696	12,984,046	12,637,911
	Southeast Colorado Hospital District		East	12,601,912	13,770,155	14,006,579	13,735,644	16,062,895	16,931,926	17,045,564
	Southwest Health System, Inc.		West							55,286,034
	Spanish Peaks Regional Health Center		East						10,707,068	9,001,222
	St. Thomas More Hospital	Centura Health CHI	East	51,870,837	59,788,961	64,434,795	69,106,665	67,520,713	72,485,334	81,550,415
	St. Vincent General Hospital District		West	8,650,285	4,732,863	5,206,970	5,757,218	7,001,543	7,676,839	11,549,241
	Sterling Regional MedCenter	Banner Health	East	47,629,531	51,352,867	49,609,231	55,017,990	59,510,335	58,511,291	59,381,627
	Weisbrod Memorial County Hospital		East	4,181,678	4,187,914	3,338,992	4,116,459	4,189,952	6,339,001	7,173,672
	Wray Community District Hospital		East	10,302,845	15,002,623	14,444,356	17,994,063	19,766,924	21,376,928	22,446,138
	Total			412,552,697	454,519,236	476,791,673	502,013,187	556,100,633	968,995,878	1,156,396,059
Grand Total				12,113,278,217	13,102,917,166	14,021,025,454	14,949,712,728	16,077,250,181	17,550,179,083	18,015,124,904

Total Discharges

Peer Group	Hospital Name	System	DOI Region	2014	2015	2016	2017	2018	2019	2020
Large	Avista Adventist Hospital	Centura Health Adventist	Boulder	4,118	4,151	4,225	4,271	4,616	4,659	4,203
	Boulder Community Health		Boulder	8,034	8,470	8,309	7,985	7,792	7,819	7,295
	Children's Hospital Colorado	Childrens	Denver	19,123	17,547	15,062	15,415	15,214	15,060	12,593
	Children's Hospital Colorado Springs	Childrens	Colorado Springs						1,869	2,975
	Denver Health Medical Center		Denver	20,626	20,880	21,205	20,943	20,963	19,373	18,935
	Good Samaritan Medical Center	SCL Health	Boulder	12,414	12,445	13,282	12,880	12,413	11,796	11,237
	Littleton Adventist Hospital	Centura Health Adventist	Denver	9,192	9,544	9,265	9,202	9,900	10,061	8,714
	Longmont United Hospital	Centura Health CHI	Boulder			6,942	6,616	5,014	4,423	3,824
	Lutheran Medical Center	SCL Health	Denver	15,157	15,361	15,983	15,749	15,115	14,805	13,613
	McKee Medical Center	Banner Health	Ft. Collins	4,352	3,949	3,400	3,323	3,067	2,802	2,760
	Medical Center of the Rockies	UCHealth	Ft. Collins	9,513	10,589	10,869	11,989	11,934	12,089	10,421
	Memorial Hospital Central	UCHealth	Colorado Springs	19,261	24,619	26,480	27,497	28,195	27,110	23,844
	North Colorado Medical Center	Banner Health	Greeley	11,963	10,822	10,283	10,726	10,399	9,686	8,612
	North Suburban Medical Center	HealthONE	Denver	6,704	7,098	7,717	7,691	7,708	7,849	7,508
	Parker Adventist Hospital	Centura Health Adventist	Denver	6,890	7,392	7,823	7,634	8,218	8,231	7,678
	Parkview Medical Center		Pueblo	14,459	15,673	15,774	15,630	15,382	16,954	16,910
	Penrose-St. Francis Health Services	Centura Health CHI	Colorado Springs	22,735	23,009	23,102	24,343	24,801	25,430	24,398
	Platte Valley Medical Center	SCL Health	Denver	3,085	2,984	3,301	3,439	3,176	3,111	2,989
	Porter Adventist Hospital	Centura Health Adventist	Denver	9,608	9,967	10,026	9,929	9,924	8,846	7,035
	Poudre Valley Hospital	UCHealth	Ft. Collins	14,575	15,348	14,840	15,744	15,669	15,235	13,958
	Presbyterian/St. Luke's Medical Center	HealthONE	Denver	11,048	10,661	11,157	10,919	11,280	12,087	10,032
	Rose Medical Center	HealthONE	Denver	12,155	11,631	11,024	11,323	11,462	11,083	11,041
	Sky Ridge Medical Center	HealthONE	Denver	13,522	14,971	16,029	17,020	16,373	16,163	14,718
	St. Anthony Hospital	Centura Health CHI	Denver	10,708	11,781	11,757	11,749	11,875	12,205	11,622
	St. Anthony North Health Campus	Centura Health CHI	Denver	5,792	5,329	5,770	5,584	5,525	5,996	5,862
	St. Joseph Hospital	SCL Health	Denver	17,839	18,600	19,547	19,909	19,332	19,226	16,657
	St. Mary-Corwin Medical Center	Centura Health CHI	Pueblo	5,895	6,081	6,060	6,381	5,219	2,028	1,711
	St. Mary's Hospital & Medical Center, Inc.	SCL Health	Grand Junction	12,600	12,731	13,103	12,909	12,767	12,597	11,185
	Swedish Medical Center	HealthONE	Denver	20,401	19,829	19,476	19,242	20,146	20,033	19,613
	The Medical Center of Aurora	HealthONE	Denver	14,953	14,940	15,327	16,456	16,842	16,344	16,330
	University of Colorado Hospital	UCHealth	Denver	28,620	30,381	31,458	31,599	31,842	32,320	31,738
	Total			365,342	376,783	388,596	394,097	392,163	387,290	360,011
Medium	Broomfield Hospital	UCHealth	Denver			2	126	126	292	805
	Castle Rock Adventist Hospital	Centura Health Adventist	Denver	1,727	2,542	2,606	2,899	3,364	3,577	3,284
	Colorado Plains Medical Center	LifePoint	East	1,668	1,595	1,393	1,283	1,106	1,058	977
	Community Hospital		Grand Junction						3,136	1,806
	Delta Health		West	1,820	1,763	1,561	1,649	1,590	1,436	1,350
	Longs Peak Hospital	UCHealth	Greeley					2,012	2,736	346
	Mercy Regional Medical Center	Centura Health CHI	West	4,180	4,281	4,365	4,274	4,194	4,290	4,171
	Montrose Memorial Hospital		West						3,040	2,455
	National Jewish Health		Denver	71	61	37	37	49	50	73
	OrthoColorado Hospital	Centura Health CHI	Denver	2,189	2,313	2,774	2,942	3,062	2,881	2,195
	San Luis Valley Health Regional Medical Ce..	San Luis Valley	East	2,421	2,378	2,402	2,323	2,388	2,384	2,214
	St. Anthony Summit Medical Center	Centura Health CHI	West	1,176	1,251	1,200	1,313	1,436	1,294	1,299
	UCHealth Greeley	UCHealth	Greeley							3,013
	UCHealth Highlands Ranch	UCHealth	Denver						56	346
	Vail Health Hospital		West	1,905	1,811	1,847	2,075	2,144	1,965	1,593
	Valley View Hospital		West	2,796	2,941	3,011	2,907	2,903	2,931	2,831
	Yampa Valley Medical Center	UCHealth	West			1,447	1,421	1,020	1,273	1,168
	Total			19,953	20,936	22,645	23,249	25,394	32,399	29,926
Small	Animas Surgical Hospital		West						24,101	625
	Arkansas Valley Regional Medical Center		East	1,798	1,999	1,533	1,589	1,310	1,103	885
	Aspen Valley Hospital		West						744	842
	Banner Fort Collins Medical Center	Banner Health	Ft. Collins			818	1,080	1,209	1,327	1,026
	Colorado Canyons Hospital and Medical Ce..		Grand Junction			535	480	454	574	504
	East Morgan County Hospital	Banner Health	East	469	412	409	376	464	499	529
	Estes Park Health		Ft. Collins	415	397	371	403	994	994	704
	Grand River Hospital District		West	503	506	514	587	599	599	628
	Grandview Hospital	UCHealth	Colorado Springs				147	304	915	886
	Gunnison Valley Health		West	576	554	564	527	510	600	499
	Haxtun Hospital District		East		92	107	78	110		147
	Heart of the Rockies Regional Medical Cen..		East	1,081	1,088	1,058	1,090	1,073	1,089	932
	Keefe Memorial Health Service District		East						72	103
	Kit Carson County Health Service District		East	14,175	14,424	14,708	13,748	13,892		254
	Lincoln Community Hospital		East						250	233
	Melissa Memorial Hospital		East	181	240	122		239	231	302
	Memorial Regional Health		West							550
	Mt. San Rafael Hospital		East	776	672	636	679	600	543	602
	Pagosa Springs Medical Center		West						375	286
	Pikes Peak Regional Hospital	UCHealth	Colorado Springs					385	350	346
	Pioneers Medical Center		West	199	216	300	267	473	509	622
	Prowers Medical Center		East						1,524	569
	Rangely District Hospital		West	76	59	55	70	58		104
	Rio Grande Hospital		East	479	476	487	561	590	648	534
	San Luis Valley Health Conejos County Hos..	San Luis Valley	East	134	130	138	123	156	161	213
	Sedgwick County Health Center		East	158	175	152	137	185	232	196
	Southeast Colorado Hospital District		East	258	262	265	272	312	271	425
	Southwest Health System, Inc.		West							915
	Spanish Peaks Regional Health Center		East				203	240	277	224
	St. Thomas More Hospital	Centura Health CHI	East	1,731	1,839	1,767	1,821	1,854	1,774	1,657
	St. Vincent General Hospital District		West	69	6	2	54	165	130	139
	Sterling Regional MedCenter	Banner Health	East	1,115	1,228	1,086	1,034	1,106	1,016	1,009
	Weisbrod Memorial County Hospital		East	82	67	48	45	52	84	55
	Wray Community District Hospital		East	343	342	347	384	398	526	428
	Total			24,618	25,184	26,022	25,755	27,732	41,518	17,973
Grand Total				409,913	422,903	437,263	443,101	445,289	461,207	407,910

Total Outpatient Visits

Peer Group	Hospital Name	System	DOI Region	2014	2015	2016	2017	2018	2019	2020
Large	Avista Adventist Hospital	Centura Health Adventist	Boulder	78,137	89,995	100,724	111,312	117,284	122,498	113,054
	Boulder Community Health		Boulder	412,684	414,290	418,568	425,255	443,163	445,461	404,278
	Children's Hospital Colorado	Childrens	Denver	685,661	715,208	715,525	748,014	756,607	772,979	670,556
	Children's Hospital Colorado Springs	Childrens	Colorado Springs						16,971	29,903
	Denver Health Medical Center		Denver	573,003	640,848	711,327	730,589	886,614	915,041	889,841
	Good Samaritan Medical Center	SCL Health	Boulder	97,392	98,338	91,766	94,176	93,678	85,439	71,544
	Littleton Adventist Hospital	Centura Health Adventist	Denver	146,330	150,115	153,396	154,594	144,974	158,078	209,435
	Longmont United Hospital	Centura Health CHI	Boulder			182,685	162,492	141,531	130,505	94,736
	Lutheran Medical Center	SCL Health	Denver	195,026	174,632	173,560	173,406	181,471	177,544	107,398
	McKee Medical Center	Banner Health	Ft. Collins	218,576	224,147	213,848	211,220	193,545	210,085	172,183
	Medical Center of the Rockies	UCHealth	Ft. Collins	74,461	85,787	88,275	95,663	105,919	93,692	97,192
	Memorial Hospital Central	UCHealth	Colorado Springs	566,737	612,399	652,770	771,494	919,667	487,912	474,139
	North Colorado Medical Center	Banner Health	Greeley	484,854	487,328	495,112	449,356	426,854	426,854	297,779
	North Suburban Medical Center	HealthONE	Denver	100,476	101,591	94,436	89,930	87,988	81,410	61,607
	Parker Adventist Hospital	Centura Health Adventist	Denver	153,079	178,202	187,604	227,847	252,634	254,281	276,342
	Parkview Medical Center		Pueblo	208,835	222,616	227,662	232,084	236,736	268,097	241,922
	Penrose-St. Francis Health Services	Centura Health CHI	Colorado Springs	284,350	341,162	440,614	459,916	515,791	633,746	619,488
	Platte Valley Medical Center	SCL Health	Denver	80,721	84,386	80,141	79,513	87,608	97,204	91,697
	Porter Adventist Hospital	Centura Health Adventist	Denver	142,864	152,931	159,566	188,639	187,239	181,720	175,523
	Poudre Valley Hospital	UCHealth	Ft. Collins	283,008	301,566	316,993	355,818	366,278	379,705	358,483
	Presbyterian/St. Luke's Medical Center	HealthONE	Denver	101,788	103,925	103,839	99,618	98,439	94,479	86,508
	Rose Medical Center	HealthONE	Denver	104,007	106,481	105,738	112,304	107,893	94,260	83,608
	Sky Ridge Medical Center	HealthONE	Denver	88,211	93,934	94,024	96,464	100,103	104,924	93,368
	St. Anthony Hospital	Centura Health CHI	Denver	146,444	183,874	222,928	288,486	276,896	288,417	288,465
	St. Anthony North Health Campus	Centura Health CHI	Denver	156,262	165,755	180,785	221,059	214,842	232,757	232,493
	St. Joseph Hospital	SCL Health	Denver	149,597	143,795	133,719	132,343	128,337	150,349	135,474
	St. Mary-Corwin Medical Center	Centura Health CHI	Pueblo	209,229	213,979	212,091	228,919	211,212	156,716	139,705
	St. Mary's Hospital & Medical Center, Inc.	SCL Health	Grand Junction	199,336	191,747	187,582	190,099	189,783	185,434	172,668
	Swedish Medical Center	HealthONE	Denver	123,211	129,549	152,044	151,242	149,913	149,319	111,768
	The Medical Center of Aurora	HealthONE	Denver	140,991	141,795	133,978	135,495	139,306	142,851	114,537
	University of Colorado Hospital	UCHealth	Denver	953,588	1,028,690	1,134,446	1,246,162	1,372,227	1,503,376	1,388,623
	Total			7,158,859	7,579,065	8,165,746	8,663,509	9,134,532	9,042,104	8,304,318
Medium	Broomfield Hospital	UCHealth	Denver			26,873	56,056	57,194	10,030	7,791
	Castle Rock Adventist Hospital	Centura Health Adventist	Denver	45,929	77,241	76,117	90,787	111,310	121,591	114,963
	Colorado Plains Medical Center	LifePoint	East	100,203	106,262	105,464	90,391	90,342	43,856	35,127
	Community Hospital		Grand Junction						502,343	497,536
	Delta Health		West	100,099	106,532	110,306	115,013	120,097	103,920	82,076
	Longs Peak Hospital	UCHealth	Greeley					15,953	29,585	17,760
	Mercy Regional Medical Center	Centura Health CHI	West	204,899	251,781	288,594	293,868	307,059	298,774	296,128
	Montrose Memorial Hospital		West						154,912	133,852
	National Jewish Health		Denver	76,229	79,726	100,546	99,276	98,614	100,698	95,024
	OrthoColorado Hospital	Centura Health CHI	Denver	4,845	3,965	4,050	10,679	12,082	12,603	13,079
	San Luis Valley Health Regional Medical Ce..	San Luis Valley	East	49,954	62,121	118,967	132,912	134,328	143,995	133,067
	St. Anthony Summit Medical Center	Centura Health CHI	West	33,763	37,449	91,646	108,010	109,461	107,374	94,557
	UCHealth Greeley	UCHealth	Greeley	18,746	24,159	26,827	28,147	28,687		65,268
	UCHealth Highlands Ranch	UCHealth	Denver						386	17,760
	Vail Health Hospital		West	129,021	130,491	133,284	123,138	121,300	131,478	122,800
	Valley View Hospital		West	222,160	239,642	278,618	282,272	299,734	309,020	302,132
	Yampa Valley Medical Center	UCHealth	West			68,484	65,775	53,020	74,915	73,326
	Total			985,848	1,119,369	1,429,776	1,496,324	1,559,181	2,145,480	2,102,246
Small	Animas Surgical Hospital		West						20,279	20,169
	Arkansas Valley Regional Medical Center		East	39,485	44,054	43,962	43,030	36,880	38,184	34,723
	Aspen Valley Hospital		West						47,348	54,164
	Banner Fort Collins Medical Center	Banner Health	Ft. Collins			39,603	42,430	44,537	50,563	44,322
	Colorado Canyons Hospital and Medical Ce..		Grand Junction		52,247	52,971	63,505	66,313	37,087	22,405
	East Morgan County Hospital	Banner Health	East	78,655	80,014	78,897	85,598	96,356	102,010	79,356
	Estes Park Health		Ft. Collins						123,843	70,336
	Grand River Hospital District		West	42,955	46,542	50,772	53,483	51,875	8,582	0
	Grandview Hospital	UCHealth	Colorado Springs			11,796	28,403	45,287	12,472	12,298
	Gunnison Valley Health		West	39,779	42,186	46,701	48,290	54,506	55,207	57,374
	Haxtun Hospital District		East		24,961	28,931	28,342	31,752		47,381
	Heart of the Rockies Regional Medical Cen..		East	54,606	66,366	77,547	85,866	92,729	103,507	115,753
	Keefe Memorial Health Service District		East						770	3,691
	Kit Carson County Health Service District		East							13,917
	Lincoln Community Hospital		East							13,956
	Melissa Memorial Hospital		East	11,078	12,236	13,007		22,934	13,498	1,069
	Memorial Regional Health		West							8,619
	Mt. San Rafael Hospital		East	39,941	37,866	37,114	40,014	40,739	42,553	39,027
	Pagosa Springs Medical Center		West						66,546	119,252
	Pikes Peak Regional Hospital	UCHealth	Colorado Springs					16,936	16,468	17,760
	Pioneers Medical Center		West	13,389	11,718	14,260	13,272	12,448	18,465	11,750
	Prowers Medical Center		East						12,895	14,593
	Rangely District Hospital		West	14,331	14,525	15,765	14,659	11,329		15,124
	Rio Grande Hospital		East	42,485	44,293	48,435	51,055	50,743	56,520	49,508
	San Luis Valley Health Conejos County Hos..	San Luis Valley	East	19,062	22,415	8,200	7,990	7,978	7,839	7,149
	Sedgwick County Health Center		East	7,302	7,536	7,398	7,186	6,322	6,191	6,864
	Southeast Colorado Hospital District		East	42,912	42,239	46,386	40,771	46,165	46,116	39,246
	Southwest Health System, Inc.		West							52,750
	Spanish Peaks Regional Health Center		East				16,765	17,729	17,430	14,199
	St. Thomas More Hospital	Centura Health CHI	East	72,341	91,143	102,273	105,091	107,249	113,330	103,646
	St. Vincent General Hospital District		West	6,938	5,383	5,128	5,508	6,190	7,858	5,673
	Sterling Regional MedCenter	Banner Health	East	115,733	82,400	93,602	143,392	117,005	119,205	98,535
	Weisbrod Memorial County Hospital		East	8,490	8,048	7,195	6,391	8,297	10,096	11,647
	Wray Community District Hospital		East	9,773	9,346	11,804	8,809	9,082	10,271	14,279
	Total			659,255	745,518	841,747	939,850	1,001,381	1,165,133	1,220,535
Grand Total				8,803,962	9,443,952	10,437,269	11,099,683	11,695,094	12,352,717	11,627,099

Total Gross Charges Total

Peer Group	Hospital Name	System	DOI Region	2014	2015	2016	2017	2018	2019	2020
Large	Avista Adventist Hospital	Centura Health Adventist	Boulder	319,821,717	340,438,823	383,457,587	403,491,521	484,882,304	625,015,467	603,330,969
	Boulder Community Health		Boulder	1,128,426,649	1,253,982,704	1,402,741,958	1,527,213,594	1,583,646,441	1,687,959,423	1,662,032,777
	Children's Hospital Colorado	Childrens	Denver	2,177,945,044	2,227,178,563	2,289,318,626	2,506,512,977	2,827,003,615	3,004,329,297	2,915,343,625
	Children's Hospital Colorado Springs	Childrens	Colorado Springs						276,463,910	529,153,459
	Denver Health Medical Center		Denver	1,878,875,785	2,058,906,272	2,113,879,042	2,282,875,125	2,423,198,236	2,668,611,242	2,706,534,628
	Good Samaritan Medical Center	SCL Health	Boulder	1,184,413,576	1,252,386,648	1,337,348,020	1,455,246,713	1,491,696,083	1,474,869,482	1,457,600,436
	Littleton Adventist Hospital	Centura Health Adventist	Denver	1,088,237,918	1,157,788,664	1,218,937,634	1,292,346,831	1,384,605,822	1,492,776,228	1,405,411,826
	Longmont United Hospital	Centura Health CHI	Boulder			578,662,153	640,358,356	635,260,370	640,938,426	600,049,006
	Lutheran Medical Center	SCL Health	Denver	1,315,760,591	1,369,368,564	1,550,494,476	1,714,484,500	1,766,450,410	1,812,325,140	1,777,667,743
	McKee Medical Center	Banner Health	Ft. Collins	348,476,247	363,004,207	361,343,711	371,913,135	382,255,428	401,904,555	377,427,723
	Medical Center of the Rockies	UCHealth	Ft. Collins	869,554,461	997,281,519	1,093,317,550	1,240,804,026	1,424,626,583	1,632,957,032	1,534,627,698
	Memorial Hospital Central	UCHealth	Colorado Springs	2,047,467,633	2,187,854,938	2,607,154,642	3,051,971,728	3,658,383,769	4,079,634,762	4,117,390,335
	North Colorado Medical Center	Banner Health	Greeley	966,593,802	1,007,141,780	1,053,924,570	1,106,255,656	1,129,073,114	1,158,933,058	1,007,554,559
	North Suburban Medical Center	HealthONE	Denver						1,814,526,000	1,924,487,000
	Parker Adventist Hospital	Centura Health Adventist	Denver	789,201,481	934,038,779	1,066,073,532	1,135,305,596	1,238,608,738	1,299,144,127	1,362,854,779
	Parkview Medical Center		Pueblo	1,383,685,372	1,477,173,824	1,711,700,700	1,887,459,947	2,091,592,831	2,276,650,767	2,398,040,893
	Penrose-St. Francis Health Services	Centura Health CHI	Colorado Springs	2,018,391,988	2,280,402,729	2,487,917,748	2,754,468,195	3,085,541,388	3,463,257,879	3,677,163,065
	Platte Valley Medical Center	SCL Health	Denver	263,531,562	255,531,040	296,287,657	331,141,208	348,420,303	373,933,706	394,516,991
	Porter Adventist Hospital	Centura Health Adventist	Denver	1,161,980,435	1,336,669,955	1,365,036,820	1,408,850,838	1,418,000,282	1,405,565,208	1,292,778,339
	Poudre Valley Hospital	UCHealth	Ft. Collins	1,053,658,386	1,173,930,030	1,304,984,712	1,573,342,917	1,705,651,321	1,837,750,088	1,822,151,612
	Presbyterian/St. Luke's Medical Center	HealthONE	Denver						3,550,513,000	3,590,015,000
	Rose Medical Center	HealthONE	Denver						2,400,168,000	2,352,677,000
	Sky Ridge Medical Center	HealthONE	Denver						3,756,462,000	3,942,927,000
	St. Anthony Hospital	Centura Health CHI	Denver	1,567,043,281	1,737,952,615	1,839,044,182	1,896,059,640	1,889,690,082	1,999,068,667	2,092,032,253
	St. Anthony North Health Campus	Centura Health CHI	Denver	616,788,909	607,536,033	657,644,176	691,875,239	779,237,632	946,286,501	1,028,019,798
	St. Joseph Hospital	SCL Health	Denver	1,893,332,127	2,060,242,353	2,222,748,651	2,460,666,697	2,515,305,192	2,721,733,518	2,579,424,539
	St. Mary-Corwin Medical Center	Centura Health CHI	Pueblo	710,768,952	757,631,004	829,523,220	887,666,942	858,513,104	679,774,373	611,930,088
	St. Mary's Hospital & Medical Center, Inc.	SCL Health	Grand Junction	1,023,956,931	1,066,596,801	1,119,850,092	1,202,409,737	1,267,746,939	1,320,127,071	1,314,645,229
	Swedish Medical Center	HealthONE	Denver						4,764,992,000	4,956,273,000
	The Medical Center of Aurora	HealthONE	Denver						3,220,604,000	3,240,288,000
	University of Colorado Hospital	UCHealth	Denver	4,504,008,608	5,129,785,441	5,811,795,699	6,610,543,946	7,834,571,348	8,959,463,803	9,182,863,455
	HealthONE (system level)	HealthONE	Denver	12,167,444,000	13,601,962,004	15,465,377,000	17,406,228,000	19,623,101,000		
	Total			42,479,365,454	46,634,785,290	52,168,564,158	57,839,493,064	63,847,062,335	67,746,738,728	68,457,212,823
Medium	Broomfield Hospital	UCHealth	Denver					146,491,651	88,157,838	136,831,680
	Castle Rock Adventist Hospital	Centura Health Adventist	Denver	201,958,512	273,153,417	298,154,395	376,625,398	453,070,222	501,413,301	504,774,390
	Colorado Plains Medical Center	LifePoint	East	132,312,579	136,042,749	148,404,999	151,083,998	147,358,999	132,378,424	108,637,472
	Community Hospital		Grand Junction						535,454,708	698,147,873
	Delta Health		West	137,456,457	150,697,587	160,048,238	176,892,735	191,841,739	206,652,324	198,535,707
	Longs Peak Hospital	UCHealth	Greeley					206,001,667	385,221,558	488,512,539
	Mercy Regional Medical Center	Centura Health CHI	West	367,634,229	443,338,189	501,649,958	599,741,312	691,771,966	733,119,898	740,994,170
	Montrose Memorial Hospital		West						327,760,499	340,092,502
	National Jewish Health		Denver	145,299,706	161,894,748	219,803,939	230,239,322	237,858,324	254,723,758	262,695,141
	OrthoColorado Hospital	Centura Health CHI	Denver	206,948,936	236,015,852	310,018,755	322,052,730	356,330,563	372,379,031	378,914,175
	San Luis Valley Health Regional Medical Ce..	San Luis Valley	East	130,192,382	152,364,725	162,171,132	178,016,284	192,353,384	205,730,442	203,504,357
	St. Anthony Summit Medical Center	Centura Health CHI	West	134,540,810	150,759,184	177,855,435	213,719,749	269,840,434	293,822,829	275,495,374
	UCHealth Greeley	UCHealth	Greeley							366,066,087
	UCHealth Highlands Ranch	UCHealth	Denver						4,661,200	435,750,059
	Vail Health Hospital		West	239,718,782	241,307,998	243,023,162	262,215,325	291,971,956	329,124,618	342,847,364
	Valley View Hospital		West	311,877,780	374,144,502	449,313,341	450,366,973	463,047,824	511,464,280	508,351,563
	Yampa Valley Medical Center	UCHealth	West					121,014,412	164,614,460	174,327,400
	Total			2,007,940,173	2,319,718,951	2,670,443,353	2,960,953,826	3,768,953,141	5,046,679,169	6,164,477,854
Small	Animas Surgical Hospital		West						119,766,690	123,189,634
	Arkansas Valley Regional Medical Center		East	77,304,194	73,930,153	84,243,105	84,196,160	82,421,510	83,540,828	79,415,637
	Aspen Valley Hospital		West						139,410,479	127,536,659
	Banner Fort Collins Medical Center	Banner Health	Ft. Collins			71,774,105	83,195,834	95,105,801	108,728,080	101,861,697
	Colorado Canyons Hospital and Medical Ce..		Grand Junction		66,439,529	68,506,085	75,885,538	82,575,498	106,376,775	113,467,505
	East Morgan County Hospital	Banner Health	East	43,851,716	46,349,106	49,154,162	54,652,472	59,022,267	58,297,915	55,381,179
	Estes Park Health		Ft. Collins	53,213,419	60,925,781	62,718,134	71,244,906	90,001,168	91,195,538	84,289,800
	Grand River Hospital District		West	73,593,278	80,858,517	89,906,697	101,786,090	104,107,403	114,108,102	109,292,605
	Grandview Hospital	UCHealth	Colorado Springs					125,898,781	150,909,270	176,312,801
	Gunnison Valley Health		West	49,235,746	52,590,107	62,872,599	69,139,605	87,809,605	97,201,230	95,734,682
	Haxtun Hospital District		East		8,065,804	8,104,016	9,706,990	10,121,474		11,702,158
	Heart of the Rockies Regional Medical Cen..		East	83,451,110	96,459,535	111,650,725	131,223,787	150,798,451	163,073,187	167,924,615
	Keefe Memorial Health Service District		East						7,419,627	8,538,165
	Kit Carson County Health Service District		East	17,219,926	17,799,890	17,078,746	16,108,148	16,466,820		29,252,620
	Lincoln Community Hospital		East						28,642,800	25,141,382
	Melissa Memorial Hospital		East	12,463,192	13,450,080	14,436,812		24,180,240	25,525,989	27,415,958
	Memorial Regional Health		West							106,165,767
	Mt. San Rafael Hospital		East	61,939,841	65,949,832	68,052,686	75,676,459	80,853,023	81,660,215	70,205,304
	Pagosa Springs Medical Center		West						61,769,257	61,835,601
	Pikes Peak Regional Hospital	UCHealth	Colorado Springs					11,218,588	49,597,589	58,241,293
	Pioneers Medical Center		West	15,507,610	16,608,279	24,343,953	24,245,770	18,736,047	30,479,899	44,671,309
	Prowers Medical Center		East						49,403,428	46,405,032
	Rangely District Hospital		West	7,587,049	8,765,885	9,001,937	8,136,842	8,112,804		8,314,710
	Rio Grande Hospital		East	24,589,117	26,522,389	29,291,044	31,277,104	35,896,524	42,376,537	39,770,237
	San Luis Valley Health Conejos County Hos..	San Luis Valley	East	12,810,553	15,375,762	13,851,251	13,954,372	15,859,402	17,090,946	18,539,853
	Sedgwick County Health Center		East	14,058,382	15,078,933	14,925,716	15,477,526	16,236,548	18,802,141	18,654,738
	Southeast Colorado Hospital District		East	19,679,442	20,620,200	21,311,839	20,456,090	22,441,095	23,865,505	23,948,359
	Southwest Health System, Inc.		West							121,130,035
	Spanish Peaks Regional Health Center		East				19,911,898	22,383,168	22,594,200	18,076,173
	St. Thomas More Hospital	Centura Health CHI	East	140,277,021	172,693,921	188,684,720	210,428,016	216,058,953	234,537,633	229,466,106
	St. Vincent General Hospital District		West	14,589,069	8,697,819	9,593,592	11,563,770	12,857,350	13,989,970	14,841,656
	Sterling Regional MedCenter	Banner Health	East	90,726,680	96,290,655	101,135,333	113,154,490	119,469,067	120,259,382	124,983,179
	Weisbrod Memorial County Hospital		East	5,020,517	4,830,178	4,420,535	4,878,120	5,134,407	6,914,932	7,166,859
	Wray Community District Hospital		East	15,399,112	19,714,225	20,965,006	27,084,583	30,865,432	36,187,776	34,407,253
	Total			832,516,975	988,016,581	1,146,022,798	1,273,384,570	1,544,631,426	2,103,725,920	2,383,280,561
Grand Total				45,319,822,602	49,942,520,821	55,985,030,309	62,073,831,459	69,160,646,901	74,897,143,817	77,004,971,238

Total Gross Charges -Commercial

Peer Group	Hospital Name	System	DOI Region	2014	2015	2016	2017	2018	2019	2020
Large	Avista Adventist Hospital	Centura Health Adventist	Boulder	180,191,846	181,604,276	203,369,370	198,846,155	228,620,929	279,007,078	264,366,024
	Boulder Community Health		Boulder	540,136,397	552,762,647	642,731,859	664,978,551	693,289,177	690,374,169	643,336,999
	Children's Hospital Colorado	Childrens	Denver	941,115,057	998,893,227	1,020,089,502	1,103,562,737	1,288,076,707	1,357,697,549	1,424,010,944
	Children's Hospital Colorado Springs	Childrens	Colorado Springs						76,659,677	153,259,411
	Denver Health Medical Center		Denver	406,943,288	431,530,906	462,849,768	527,796,553	577,767,296	443,191,994	450,961,022
	Good Samaritan Medical Center	SCL Health	Boulder	508,970,082	526,978,968	544,283,522	586,060,412	580,457,645	564,877,213	538,591,489
	Littleton Adventist Hospital	Centura Health Adventist	Denver	481,455,252	494,151,097	499,814,631	521,585,844	549,553,013	575,144,481	501,745,316
	Longmont United Hospital	Centura Health CHI	Boulder			578,662,153	328,100,554	188,050,381	182,930,051	165,474,596
	Lutheran Medical Center	SCL Health	Denver	370,854,471	330,036,198	385,422,673	434,610,427	446,071,831	489,105,518	468,088,664
	McKee Medical Center	Banner Health	Ft. Collins	82,852,820	91,480,032	84,975,157	80,945,727	77,308,444	117,760,019	107,007,137
	Medical Center of the Rockies	UCHealth	Ft. Collins	276,167,098	322,573,723	337,280,460	364,241,448	431,101,758	483,112,564	440,357,044
	Memorial Hospital Central	UCHealth	Colorado Springs	488,181,735	505,616,281	607,888,891	723,786,674	874,403,266	992,667,600	995,909,572
	North Colorado Medical Center	Banner Health	Greeley	114,631,375	180,997,866	124,644,663	103,325,233	93,912,317	284,725,054	245,488,629
	North Suburban Medical Center	HealthONE	Denver						381,878,000	369,495,000
	Parker Adventist Hospital	Centura Health Adventist	Denver	427,419,981	490,088,236	537,696,370	548,999,973	591,989,099	570,732,116	566,962,271
	Parkview Medical Center		Pueblo	503,272,488	527,086,113	612,383,044	675,329,383	792,887,340	429,135,537	469,629,168
	Penrose-St. Francis Health Services	Centura Health CHI	Colorado Springs	754,409,577	826,784,859	928,507,352	994,176,914	1,039,847,241	896,091,343	1,220,870,488
	Platte Valley Medical Center	SCL Health	Denver	85,580,476	82,006,562	92,510,412	100,786,989	104,794,101	122,827,296	125,630,987
	Porter Adventist Hospital	Centura Health Adventist	Denver	448,125,296	517,775,446	507,813,865	492,276,954	492,632,792	467,291,977	419,268,973
	Poudre Valley Hospital	UCHealth	Ft. Collins	367,117,056	384,573,660	426,191,126	491,402,885	535,372,341	574,413,897	545,669,882
	Presbyterian/St. Luke's Medical Center	HealthONE	Denver						1,375,350,000	1,422,725,000
	Rose Medical Center	HealthONE	Denver						850,716,000	846,076,000
	Sky Ridge Medical Center	HealthONE	Denver						1,535,625,000	1,602,735,000
	St. Anthony Hospital	Centura Health CHI	Denver	606,737,861	645,786,465	661,397,100	651,614,098	629,202,744	612,692,271	611,949,940
	St. Anthony North Health Campus	Centura Health CHI	Denver	161,868,284	163,686,450	191,204,366	199,093,773	244,747,057	291,791,088	301,785,356
	St. Joseph Hospital	SCL Health	Denver	755,016,433	786,895,104	839,256,225	931,483,598	945,451,062	1,012,869,840	952,606,610
	St. Mary-Corwin Medical Center	Centura Health CHI	Pueblo	170,850,410	179,408,834	178,759,812	189,638,164	186,275,635	132,373,002	110,377,717
	St. Mary's Hospital & Medical Center, Inc.	SCL Health	Grand Junction	238,919,525	233,794,779	248,124,932	243,851,998	248,847,734	260,389,929	268,108,649
	Swedish Medical Center	HealthONE	Denver						1,414,380,000	1,417,202,000
	The Medical Center of Aurora	HealthONE	Denver						766,179,000	731,885,000
	University of Colorado Hospital	UCHealth	Denver	1,506,547,295	1,759,978,095	1,955,222,345	2,237,233,093	2,677,469,082	3,113,556,203	3,132,919,601
	HealthONE (system level)	HealthONE	Denver	4,936,162,000	5,226,518,002	5,954,603,000	6,483,569,000	7,201,311,000		
	Total			15,353,526,102	16,441,007,825	18,625,682,597	19,877,297,136	21,719,439,993	21,345,545,467	21,514,494,489
Medium	Broomfield Hospital	UCHealth	Denver					55,512,710	35,947,198	58,812,673
	Castle Rock Adventist Hospital	Centura Health Adventist	Denver	104,226,327	139,800,608	148,519,371	176,271,708	214,322,242	222,080,402	216,251,904
	Colorado Plains Medical Center	LifePoint	East	40,344,664	37,322,566	41,117,344	43,034,804	40,562,143	36,004,212	25,907,745
	Community Hospital		Grand Junction						133,128,056	131,704,775
	Delta Health		West	36,634,359	37,002,679	38,238,065	41,205,062	43,406,366	49,332,621	48,165,257
	Longs Peak Hospital	UCHealth	Greeley					71,088,409	132,499,045	171,006,153
	Mercy Regional Medical Center	Centura Health CHI	West	144,798,710	164,531,050	193,050,881	218,579,125	256,373,912	235,018,601	214,956,829
	Montrose Memorial Hospital		West						74,334,373	69,626,504
	National Jewish Health		Denver	64,410,580	68,234,142	92,597,105	90,597,531	90,711,318	84,829,575	89,478,964
	OrthoColorado Hospital	Centura Health CHI	Denver	112,230,959	132,388,842	163,825,202	157,661,350	173,879,698	170,031,573	172,553,042
	San Luis Valley Health Regional Medical Ce..	San Luis Valley	East	32,212,662	35,472,830	36,271,393	38,937,896	38,624,189	42,417,922	42,532,411
	St. Anthony Summit Medical Center	Centura Health CHI	West	84,451,988	93,241,280	106,843,840	128,096,406	162,565,199	164,508,181	149,574,255
	UCHealth Greeley	UCHealth	Greeley							104,891,706
	UCHealth Highlands Ranch	UCHealth	Denver						2,165,259	211,194,496
	Vail Health Hospital		West	153,532,542	148,455,209	149,425,078	148,299,858	154,234,984	172,945,573	166,336,644
	Valley View Hospital		West	162,306,726	172,075,539	203,482,607	198,587,916	201,645,935	196,372,138	192,418,217
	Yampa Valley Medical Center	UCHealth	West					55,917,974	74,044,557	75,925,921
	Total			935,149,518	1,028,524,744	1,173,370,887	1,241,271,657	1,558,845,079	1,825,659,287	2,141,337,496
Small	Animas Surgical Hospital		West						38,625,261	40,461,624
	Arkansas Valley Regional Medical Center		East	16,237,665	15,175,261	14,743,317	13,858,018	12,559,942	14,285,955	18,281,743
	Aspen Valley Hospital		West						71,623,771	68,698,138
	Banner Fort Collins Medical Center	Banner Health	Ft. Collins			23,892,926	20,945,809	30,139,080	40,904,727	37,898,156
	Colorado Canyons Hospital and Medical Ce..		Grand Junction			32,003,017	34,896,979	39,019,131	41,221,220	37,632,851
	East Morgan County Hospital	Banner Health	East	8,134,306	7,770,971	10,097,276	11,114,435	13,857,839	16,090,028	14,563,298
	Estes Park Health		Ft. Collins	15,124,815	16,896,726	17,949,196	17,513,845	19,415,207	21,214,371	20,494,718
	Grand River Hospital District		West	27,631,578	27,888,721	30,872,123	34,931,369	38,518,239	41,616,990	38,879,435
	Grandview Hospital	UCHealth	Colorado Springs					34,394,541	43,654,255	52,904,185
	Gunnison Valley Health		West	25,432,347	25,573,203	31,042,682	31,736,750	37,520,479	45,194,130	46,413,718
	Haxtun Hospital District		East		2,062,232	2,350,904	3,418,621	3,086,472		3,476,902
	Heart of the Rockies Regional Medical Cen..		East	29,803,863	34,355,408	40,603,141	38,061,407	39,614,370	41,468,464	43,370,791
	Keefe Memorial Health Service District		East						1,943,387	4,584,570
	Kit Carson County Health Service District		East	5,637,514	5,784,614	4,735,408	4,410,099	4,664,921		8,352,690
	Lincoln Community Hospital		East						4,939,147	7,148,665
	Melissa Memorial Hospital		East	3,595,980	4,191,120	4,790,445		5,678,421	5,407,142	6,026,869
	Memorial Regional Health		West							2,385,886
	Mt. San Rafael Hospital		East	17,040,392	18,325,110	18,551,668	21,864,726	25,738,379	28,532,528	24,868,277
	Pagosa Springs Medical Center		West						22,598,178	15,465,735
	Pikes Peak Regional Hospital	UCHealth	Colorado Springs					2,607,319	11,169,699	14,444,685
	Pioneers Medical Center		West	5,849,936	3,611,906	5,002,098	4,144,809	6,590,101	12,503,779	0
	Prowers Medical Center		East						10,713,049	8,540,924
	Rangely District Hospital		West	2,502,307	2,983,771	3,211,598	2,380,053	2,828,132		2,284,827
	Rio Grande Hospital		East	5,170,074	5,421,072	5,853,522	7,000,063	8,268,921	12,263,488	11,838,624
	San Luis Valley Health Conejos County Hos..	San Luis Valley	East	1,819,410	2,073,298	2,158,848	1,803,873	1,869,124	2,032,376	2,243,322
	Sedgwick County Health Center		East	3,024,525	3,636,133	3,908,297	3,440,727	3,448,737	3,788,523	4,006,780
	Southeast Colorado Hospital District		East	2,475,647	2,740,061	2,369,266	2,579,785	2,392,737	3,899,683	2,394,369
	Southwest Health System, Inc.		West							21,959,255
	Spanish Peaks Regional Health Center		East				3,345,979	3,999,447	2,871,914	2,159,318
	St. Thomas More Hospital	Centura Health CHI	East	37,795,571	56,406,592	56,748,228	64,154,975	68,199,638	67,206,608	47,467,699
	St. Vincent General Hospital District		West	4,137,298	2,969,063	3,375,835	4,206,993	5,297,598	6,608,322	4,030,876
	Sterling Regional MedCenter	Banner Health	East	13,583,140	25,990,567	21,519,072	23,777,967	23,233,546	27,948,778	30,375,670
	Weisbrod Memorial County Hospital		East	869,637	897,665	638,555	659,389	962,901	1,633,507	1,783,630
	Wray Community District Hospital		East	4,598,479	5,505,444	5,595,023	6,978,798	8,070,956	9,441,426	9,523,080
	Total			230,464,485	270,258,938	342,012,444	357,225,470	441,976,179	651,400,706	654,961,309
Grand Total				16,519,140,106	17,739,791,507	20,141,065,928	21,475,794,263	23,720,261,250	23,822,605,459	24,310,793,294

Total Gross Charges -Medicare

Peer Group	Hospital Name	System	DOI Region	2014	2015	2016	2017	2018	2019	2020
Large	Avista Adventist Hospital	Centura Health Adventist	Boulder	83,271,103	93,146,939	105,180,586	111,215,986	146,400,202	214,230,250	211,962,228
	Boulder Community Health		Boulder	431,372,952	518,153,363	564,212,868	649,365,217	668,462,850	738,192,134	746,843,328
	Children's Hospital Colorado	Childrens	Denver	11,119,303	13,618,048	15,542,505	6,791,071	10,371,909	8,749,941	8,787,561
	Children's Hospital Colorado Springs	Childrens	Colorado Springs						101,161	192,962
	Denver Health Medical Center		Denver	237,788,171	278,360,645	260,964,522	288,792,284	334,322,356	550,657,400	558,725,039
	Good Samaritan Medical Center	SCL Health	Boulder	530,326,277	557,544,966	610,389,188	668,640,294	694,206,143	717,355,306	715,549,811
	Littleton Adventist Hospital	Centura Health Adventist	Denver	465,529,559	511,442,720	554,588,276	591,887,775	653,272,052	701,841,873	699,374,479
	Longmont United Hospital	Centura Health CHI	Boulder			0	197,452,486	284,207,609	285,430,045	271,354,386
	Lutheran Medical Center	SCL Health	Denver	588,437,491	627,039,080	719,078,845	801,074,968	793,744,426	901,314,158	868,449,944
	McKee Medical Center	Banner Health	Ft. Collins	183,120,967	199,732,147	173,878,276	203,656,218	224,579,420	188,782,394	187,360,598
	Medical Center of the Rockies	UCHealth	Ft. Collins	425,890,524	475,089,996	533,978,582	631,204,429	716,315,643	850,836,043	804,627,641
	Memorial Hospital Central	UCHealth	Colorado Springs	749,196,216	788,470,439	911,069,129	1,060,168,165	1,291,024,151	1,479,981,558	1,597,550,535
	North Colorado Medical Center	Banner Health	Greeley	654,595,145	620,079,483	713,173,825	748,764,591	781,584,097	515,962,241	420,242,641
	North Suburban Medical Center	HealthONE	Denver						553,898,000	617,339,000
	Parker Adventist Hospital	Centura Health Adventist	Denver	251,576,435	305,471,548	358,124,158	405,946,351	460,714,939	484,694,577	536,090,841
	Parkview Medical Center		Pueblo	502,043,684	521,537,865	599,873,205	651,168,018	698,284,260	1,195,902,122	1,241,521,508
	Penrose-St. Francis Health Services	Centura Health CHI	Colorado Springs	926,237,733	1,041,390,310	1,115,569,743	1,243,447,083	1,475,977,213	1,688,232,159	1,453,911,285
	Platte Valley Medical Center	SCL Health	Denver	87,170,606	81,509,717	103,287,727	110,666,067	122,954,409	119,048,902	128,458,954
	Porter Adventist Hospital	Centura Health Adventist	Denver	543,022,606	602,652,855	648,990,041	680,971,913	678,607,683	667,056,535	601,294,076
	Poudre Valley Hospital	UCHealth	Ft. Collins	453,870,745	510,550,690	575,563,803	725,635,124	790,715,255	877,743,138	872,378,353
	Presbyterian/St. Luke's Medical Center	HealthONE	Denver						854,871,000	855,588,000
	Rose Medical Center	HealthONE	Denver						910,636,000	871,953,000
	Sky Ridge Medical Center	HealthONE	Denver						1,612,628,000	1,670,207,000
	St. Anthony Hospital	Centura Health CHI	Denver	649,992,195	709,777,073	746,373,084	797,008,523	816,360,495	921,799,860	984,957,518
	St. Anthony North Health Campus	Centura Health CHI	Denver	258,794,708	244,582,568	242,851,336	261,151,062	305,035,333	369,875,770	415,066,854
	St. Joseph Hospital	SCL Health	Denver	763,602,699	821,689,013	912,147,059	995,854,852	1,043,954,735	1,156,741,202	1,059,901,343
	St. Mary-Corwin Medical Center	Centura Health CHI	Pueblo	336,186,553	354,114,670	401,677,451	436,045,824	429,238,229	331,005,932	300,611,729
	St. Mary's Hospital & Medical Center, Inc.	SCL Health	Grand Junction	413,492,391	456,705,861	479,614,602	533,610,018	584,459,586	616,110,931	602,222,876
	Swedish Medical Center	HealthONE	Denver						2,029,725,000	2,154,135,000
	The Medical Center of Aurora	HealthONE	Denver						1,349,363,000	1,361,671,000
	University of Colorado Hospital	UCHealth	Denver	1,538,303,514	1,758,730,207	2,021,273,244	2,328,381,516	2,833,240,394	3,278,754,696	3,349,030,540
	HealthONE (system level)	HealthONE	Denver	4,093,398,000	4,621,931,000	5,211,607,000	6,056,447,000	6,952,156,000		
	Total			15,178,339,578	16,713,321,204	18,579,009,053	21,185,346,835	23,790,189,390	26,171,521,329	26,167,360,030
Medium	Broomfield Hospital	UCHealth	Denver					18,744,699	17,543,363	38,144,661
	Castle Rock Adventist Hospital	Centura Health Adventist	Denver	64,580,309	89,699,487	94,724,315	128,344,926	151,320,214	167,724,152	173,256,426
	Colorado Plains Medical Center	LifePoint	East	44,963,720	48,691,568	51,612,957	53,546,864	52,070,734	49,776,664	39,928,346
	Community Hospital		Grand Junction						229,526,910	76,640,114
	Delta Health		West	70,713,425	75,847,348	83,307,989	90,537,648	103,740,802	112,812,580	107,164,441
	Longs Peak Hospital	UCHealth	Greeley					75,161,571	148,915,569	182,467,729
	Mercy Regional Medical Center	Centura Health CHI	West	160,622,814	196,088,694	210,727,081	260,138,359	303,446,622	336,298,581	337,361,753
	Montrose Memorial Hospital		West						164,618,614	175,066,689
	National Jewish Health		Denver	55,100,332	62,078,046	86,449,830	98,485,859	107,318,428	120,901,842	126,025,396
	OrthoColorado Hospital	Centura Health CHI	Denver	93,808,004	103,228,294	145,042,771	163,267,167	180,594,864	195,842,260	199,887,255
	San Luis Valley Health Regional Medical Ce..	San Luis Valley	East	45,667,543	53,944,633	59,072,069	68,099,947	76,077,889	82,870,367	82,622,769
	St. Anthony Summit Medical Center	Centura Health CHI	West	25,723,509	29,762,253	36,125,629	42,128,402	57,412,001	57,234,588	55,115,509
	UCHealth Greeley	UCHealth	Greeley							170,615,063
	UCHealth Highlands Ranch	UCHealth	Denver						1,345,096	157,862,889
	Vail Health Hospital		West	54,617,315	58,763,142	58,577,060	73,187,418	97,877,272	112,156,438	129,835,857
	Valley View Hospital		West	85,573,772	119,119,480	143,594,725	156,910,965	166,644,626	194,218,755	197,769,993
	Yampa Valley Medical Center	UCHealth	West					41,452,437	58,795,416	64,232,363
	Total			701,370,743	837,222,945	969,234,425	1,134,647,554	1,431,862,158	2,050,581,194	2,313,997,254
Small	Animas Surgical Hospital		West						55,053,232	54,195,154
	Arkansas Valley Regional Medical Center		East	34,205,423	30,675,066	36,374,610	36,347,823	35,566,132	34,132,805	29,136,869
	Aspen Valley Hospital		West						45,129,743	40,115,155
	Banner Fort Collins Medical Center	Banner Health	Ft. Collins			25,402,905	34,148,768	40,337,616	37,190,231	33,650,567
	Colorado Canyons Hospital and Medical Ce..		Grand Junction			29,834,951	34,070,455	34,565,473	45,976,685	46,798,002
	East Morgan County Hospital	Banner Health	East	26,162,638	31,331,057	26,816,183	29,325,215	27,376,634	25,516,987	24,828,019
	Estes Park Health		Ft. Collins	27,680,709	29,518,272	31,619,860	37,659,690	44,057,339	48,962,377	46,059,129
	Grand River Hospital District		West	21,358,391	23,650,621	26,744,409	33,855,669	34,232,824	38,934,787	40,161,518
	Grandview Hospital	UCHealth	Colorado Springs					22,088,737	48,274,734	58,052,573
	Gunnison Valley Health		West	14,317,967	15,224,358	19,358,511	22,747,666	31,825,273	33,129,573	31,722,169
	Haxtun Hospital District		East		4,100,331	3,579,716	4,054,840	4,469,377		5,398,100
	Heart of the Rockies Regional Medical Cen..		East	36,716,527	42,031,424	48,926,926	70,294,782	85,965,591	88,976,181	91,593,234
	Keefe Memorial Health Service District		East						3,593,482	2,831,049
	Kit Carson County Health Service District		East	7,245,628	7,690,728	7,916,554	7,040,109	7,425,386		13,991,669
	Lincoln Community Hospital		East						12,144,050	10,747,422
	Melissa Memorial Hospital		East	6,394,722	6,620,076	6,851,781		14,217,747	12,891,243	14,860,938
	Memorial Regional Health		West							37,504,554
	Mt. San Rafael Hospital		East	24,970,511	26,023,383	25,378,075	28,540,688	30,712,501	30,994,133	24,272,137
	Pagosa Springs Medical Center		West						22,886,294	23,865,556
	Pikes Peak Regional Hospital	UCHealth	Colorado Springs					5,012,102	22,731,161	25,209,468
	Pioneers Medical Center		West	5,737,302	5,305,716	8,171,838	8,897,699	8,624,348	14,043,095	16,476,758
	Prowers Medical Center		East						19,813,882	18,523,202
	Rangely District Hospital		West	2,635,030	3,170,449	2,568,888	2,447,202	2,685,048		3,077,091
	Rio Grande Hospital		East	12,616,870	13,094,904	14,937,663	14,901,195	18,350,379	18,844,884	17,628,342
	San Luis Valley Health Conejos County Hos..	San Luis Valley	East	5,616,523	6,628,547	6,252,607	6,623,978	7,556,509	8,703,346	9,251,385
	Sedgwick County Health Center		East	5,876,470	5,964,348	5,998,218	6,488,622	7,154,096	8,302,396	8,322,038
	Southeast Colorado Hospital District		East	10,865,083	11,400,519	12,606,693	11,355,766	12,945,139	11,232,880	11,731,063
	Southwest Health System, Inc.		West							52,949,452
	Spanish Peaks Regional Health Center		East				11,361,199	11,944,887	12,031,921	9,749,043
	St. Thomas More Hospital	Centura Health CHI	East	61,850,237	67,706,245	78,913,185	84,845,025	89,089,230	95,672,565	105,820,797
	St. Vincent General Hospital District		West	4,733,095	2,185,815	2,379,112	2,928,327	3,245,128	3,382,197	4,836,104
	Sterling Regional MedCenter	Banner Health	East	56,007,659	52,166,151	55,596,401	63,213,923	65,087,762	56,688,596	56,735,940
	Weisbrod Memorial County Hospital		East	2,233,844	1,934,231	1,760,131	2,295,952	2,061,286	2,759,318	2,860,272
	Wray Community District Hospital		East	6,740,355	6,627,374	6,792,393	9,787,241	11,010,748	13,000,609	13,282,643
	Total			373,964,985	393,049,616	484,781,610	563,231,835	657,607,292	870,993,386	986,237,411
Grand Total				16,253,675,307	17,943,593,765	20,033,025,089	22,883,226,225	25,879,658,840	29,093,095,910	29,467,594,695

Total Gross Charges -Medicaid

Peer Group	Hospital Name	System	DOI Region	2014	2015	2016	2017	2018	2019	2020
Large	Avista Adventist Hospital	Centura Health Adventist	Boulder	45,849,566	57,868,706	64,309,164	74,028,741	85,604,359	93,819,902	89,803,188
	Boulder Community Health		Boulder	122,567,446	155,136,263	165,743,083	177,200,387	179,307,425	152,557,863	168,503,668
	Children's Hospital Colorado	Childrens	Denver	1,212,483,682	1,201,528,513	1,241,091,283	1,375,740,206	1,507,708,632	1,468,963,331	1,132,986,286
	Children's Hospital Colorado Springs	Childrens	Colorado Springs						140,120,939	251,150,981
	Denver Health Medical Center		Denver	943,912,029	1,063,929,681	1,057,657,865	1,133,063,095	1,162,817,037	1,230,887,520	1,324,947,275
	Good Samaritan Medical Center	SCL Health	Boulder	93,024,303	116,262,456	129,076,606	135,244,475	140,819,309	129,810,134	142,943,739
	Littleton Adventist Hospital	Centura Health Adventist	Denver	107,951,176	131,859,408	145,168,445	156,190,852	157,922,552	153,955,159	150,986,419
	Longmont United Hospital	Centura Health CHI	Boulder			0	100,610,511	141,446,967	137,025,665	124,038,044
	Lutheran Medical Center	SCL Health	Denver	244,967,361	294,457,113	334,625,846	361,284,674	318,905,776	325,855,999	350,547,751
	McKee Medical Center	Banner Health	Ft. Collins	57,851,570	61,386,934	88,919,876	72,209,278	65,751,912	73,842,347	62,331,498
	Medical Center of the Rockies	UCHealth	Ft. Collins	92,848,340	135,080,332	153,641,438	170,783,250	188,814,174	197,378,797	179,632,912
	Memorial Hospital Central	UCHealth	Colorado Springs	392,389,563	551,009,616	753,505,646	885,474,598	1,040,125,848	1,084,186,214	955,355,202
	North Colorado Medical Center	Banner Health	Greeley	81,120,537	111,931,410	155,832,711	180,323,727	219,190,184	266,013,564	255,144,735
	North Suburban Medical Center	HealthONE	Denver						678,629,000	712,449,000
	Parker Adventist Hospital	Centura Health Adventist	Denver	75,678,357	113,000,724	146,130,331	151,966,966	154,892,931	165,646,847	172,835,350
	Parkview Medical Center		Pueblo	305,705,694	403,580,262	473,628,377	533,972,949	564,692,122	581,219,166	602,583,089
	Penrose-St. Francis Health Services	Centura Health CHI	Colorado Springs	240,734,096	364,162,781	401,158,423	458,920,541	508,361,172	564,419,171	618,967,219
	Platte Valley Medical Center	SCL Health	Denver	61,685,735	63,949,213	71,590,190	83,913,463	82,298,922	89,304,130	98,326,140
	Porter Adventist Hospital	Centura Health Adventist	Denver	134,283,553	197,481,968	191,405,883	213,045,288	221,317,356	205,940,842	220,740,225
	Poudre Valley Hospital	UCHealth	Ft. Collins	143,819,356	200,744,918	231,315,851	272,337,540	290,245,825	292,671,917	294,202,317
	Presbyterian/St. Luke's Medical Center	HealthONE	Denver						1,032,791,000	996,687,000
	Rose Medical Center	HealthONE	Denver						388,681,000	390,626,000
	Sky Ridge Medical Center	HealthONE	Denver						316,633,000	342,683,000
	St. Anthony Hospital	Centura Health CHI	Denver	225,326,112	335,994,262	384,395,028	393,645,122	383,981,582	370,526,273	381,042,926
	St. Anthony North Health Campus	Centura Health CHI	Denver	140,503,995	170,779,011	197,507,569	202,098,911	195,015,890	225,908,243	239,919,072
	St. Joseph Hospital	SCL Health	Denver	229,686,374	320,925,144	363,024,820	409,297,333	398,785,282	414,635,292	436,643,760
	St. Mary-Corwin Medical Center	Centura Health CHI	Pueblo	159,049,433	208,893,622	235,590,422	247,962,592	229,413,217	184,724,835	166,187,342
	St. Mary's Hospital & Medical Center, Inc.	SCL Health	Grand Junction	224,805,866	246,591,883	264,516,394	281,285,047	273,219,063	280,996,749	272,838,501
	Swedish Medical Center	HealthONE	Denver						939,215,000	1,029,341,000
	The Medical Center of Aurora	HealthONE	Denver						784,393,000	858,659,000
	University of Colorado Hospital	UCHealth	Denver	839,679,057	1,086,884,209	1,270,118,302	1,437,631,994	1,663,675,155	1,841,490,064	1,911,943,470
	HealthONE (system level)	HealthONE	Denver	2,138,627,000	2,668,923,999	3,142,221,000	3,557,193,000	4,010,374,000		
	Total			8,314,550,203	10,262,362,430	11,662,174,553	13,065,424,540	14,184,686,693	14,812,242,963	14,935,046,109
Medium	Broomfield Hospital	UCHealth	Denver					52,056,740	24,256,911	28,002,460
	Castle Rock Adventist Hospital	Centura Health Adventist	Denver	23,014,297	36,927,019	48,247,274	58,987,543	69,161,488	72,638,196	70,029,830
	Colorado Plains Medical Center	LifePoint	East	24,508,349	29,481,389	32,104,211	33,046,625	33,567,601	32,542,729	27,015,684
	Community Hospital		Grand Junction						75,079,702	82,726,212
	Delta Health		West	23,966,368	32,084,803	32,571,612	38,624,637	38,009,328	36,403,825	35,638,178
	Longs Peak Hospital	UCHealth	Greeley					45,467,167	77,202,653	96,347,307
	Mercy Regional Medical Center	Centura Health CHI	West	44,928,055	73,090,133	87,458,016	106,298,334	119,716,194	128,642,382	138,681,789
	Montrose Memorial Hospital		West						56,376,415	61,345,360
	National Jewish Health		Denver	19,075,984	29,362,234	38,592,788	39,099,816	38,213,726	39,843,022	38,198,530
	OrthoColorado Hospital	Centura Health CHI	Denver	48,080	0	16,511	132,051	31,176	-86,776	123,475
	San Luis Valley Health Regional Medical Ce..	San Luis Valley	East	37,289,650	51,519,090	54,081,214	56,005,442	59,883,098	60,385,010	59,626,776
	St. Anthony Summit Medical Center	Centura Health CHI	West	13,400,203	19,665,034	26,893,662	29,962,626	33,610,288	43,109,951	44,478,707
	UCHealth Greeley	UCHealth	Greeley							65,386,137
	UCHealth Highlands Ranch	UCHealth	Denver						495,856	42,891,282
	Vail Health Hospital		West	16,393,164	21,034,895	22,347,708	20,882,527	20,732,210	22,758,277	26,958,332
	Valley View Hospital		West	47,364,601	65,476,116	83,432,045	75,759,614	73,775,053	77,526,574	79,079,210
	Yampa Valley Medical Center	UCHealth	West					15,073,720	20,524,085	19,250,683
	Total			249,988,752	358,640,713	425,745,041	458,799,215	599,297,788	767,698,812	915,779,952
Small	Animas Surgical Hospital		West						10,831,950	13,073,855
	Arkansas Valley Regional Medical Center		East	18,512,904	22,526,716	26,930,515	27,136,449	25,649,988	25,785,502	22,981,306
	Aspen Valley Hospital		West						9,959,669	8,547,242
	Banner Fort Collins Medical Center	Banner Health	Ft. Collins			15,788,324	21,628,912	22,194,680	23,753,798	22,890,639
	Colorado Canyons Hospital and Medical Ce..		Grand Junction			5,413,147	5,798,823	6,750,438	7,447,555	6,487,444
	East Morgan County Hospital	Banner Health	East	7,741,086	5,457,545	9,196,056	11,448,105	14,072,349	12,039,850	11,476,955
	Estes Park Health		Ft. Collins	4,865,730	8,336,002	6,806,600	8,661,545	12,340,393	13,600,113	12,159,451
	Grand River Hospital District		West	16,518,346	22,256,085	25,110,279	25,085,009	22,864,645	24,137,392	22,196,018
	Grandview Hospital	UCHealth	Colorado Springs					44,068,547	38,577,814	39,997,071
	Gunnison Valley Health		West	7,541,260	9,349,025	10,504,528	11,742,270	12,499,009	13,409,271	12,729,141
	Haxtun Hospital District		East		1,165,745	1,194,056	1,455,884	1,600,261		2,154,653
	Heart of the Rockies Regional Medical Cen..		East	13,820,408	17,047,172	18,528,972	19,331,891	20,642,452	23,062,826	23,205,250
	Keefe Memorial Health Service District		East						1,393,674	731,886
	Kit Carson County Health Service District		East	3,400,233	3,247,961	3,396,700	3,265,845	3,357,213		4,978,711
	Lincoln Community Hospital		East						5,144,643	4,280,846
	Melissa Memorial Hospital		East	1,496,489	1,854,084	2,213,500		2,947,111	2,619,430	3,266,643
	Memorial Regional Health		West							23,215,368
	Mt. San Rafael Hospital		East	16,528,222	18,773,997	20,920,024	22,299,569	20,543,136	20,094,286	17,947,825
	Pagosa Springs Medical Center		West						10,676,229	11,665,256
	Pikes Peak Regional Hospital	UCHealth	Colorado Springs					2,317,360	10,374,833	11,511,979
	Pioneers Medical Center		West	3,277,227	1,196,040	1,736,842	3,234,706	2,675,028	3,345,734	4,949,730
	Prowers Medical Center		East						15,202,720	14,373,421
	Rangely District Hospital		West	2,115,665	2,229,649	2,539,143	2,623,894	1,842,055		2,023,267
	Rio Grande Hospital		East	4,963,019	6,127,417	6,400,670	7,075,036	6,925,847	7,721,737	7,127,933
	San Luis Valley Health Conejos County Hos..	San Luis Valley	East	4,002,158	5,605,955	4,595,134	4,431,479	4,930,600	4,787,337	5,265,319
	Sedgwick County Health Center		East	3,085,957	3,431,889	3,144,650	3,571,638	3,613,717	4,239,645	4,097,784
	Southeast Colorado Hospital District		East	5,223,071	5,890,565	5,937,411	6,152,555	6,534,400	6,838,073	7,047,185
	Southwest Health System, Inc.		West							34,346,088
	Spanish Peaks Regional Health Center		East				4,558,611	5,523,953	5,890,297	4,355,695
	St. Thomas More Hospital	Centura Health CHI	East	31,183,604	44,241,629	49,445,954	56,365,558	54,146,541	59,374,372	61,919,237
	St. Vincent General Hospital District		West	3,566,160	2,219,503	2,404,335	2,695,073	3,235,192	3,157,981	3,253,423
	Sterling Regional MedCenter	Banner Health	East	14,323,989	14,936,141	18,920,457	21,343,690	24,229,022	24,742,233	26,496,557
	Weisbrod Memorial County Hospital		East	1,415,099	1,546,039	1,510,282	1,393,623	1,502,620	1,908,294	1,826,928
	Wray Community District Hospital		East	3,001,161	3,139,492	3,429,572	3,959,927	4,716,920	6,162,712	4,711,603
	Total			166,581,788	200,578,652	246,067,152	275,260,091	331,723,476	396,279,969	457,291,709
Grand Total				8,731,120,743	10,821,581,795	12,333,986,747	13,799,483,846	15,115,707,957	15,976,221,744	16,308,117,770

Total Gross Charges -Self Pay

Peer Group	Hospital Name	System	DOI Region	2014	2015	2016	2017	2018	2019	2020
Large	Avista Adventist Hospital	Centura Health Adventist	Boulder	6,602,038	4,148,035	5,194,461	14,217,927	17,431,121	29,387,337	29,942,297
	Boulder Community Health		Boulder	29,220,875	22,857,440	25,035,284	30,309,568	36,317,789	30,645,795	19,000,525
	Children's Hospital Colorado	Childrens	Denver	13,227,002	13,138,774	12,595,336	20,418,963	20,846,367	23,736,614	21,888,757
	Children's Hospital Colorado Springs	Childrens	Colorado Springs						3,658,910	5,376,947
	Denver Health Medical Center		Denver	146,143,054	149,101,401	167,491,697	158,193,199	167,676,634	308,859,941	265,967,295
	Good Samaritan Medical Center	SCL Health	Boulder	16,532,306	16,949,107	13,960,344	17,775,583	21,440,330	20,224,063	18,251,964
	Littleton Adventist Hospital	Centura Health Adventist	Denver	25,150,727	16,420,545	14,845,247	20,366,623	17,760,114	41,260,173	34,652,856
	Longmont United Hospital	Centura Health CHI	Boulder			0	11,870,190	12,473,642	25,860,300	24,684,544
	Lutheran Medical Center	SCL Health	Denver	56,072,590	38,646,568	36,346,866	35,812,039	49,239,635	53,384,295	49,979,179
	McKee Medical Center	Banner Health	Ft. Collins	10,736,908	3,714,807	3,687,204	6,008,760	2,874,345	10,214,430	7,578,463
	Medical Center of the Rockies	UCHealth	Ft. Collins	49,309,875	28,620,535	30,021,588	28,699,137	37,087,369	35,620,297	35,299,266
	Memorial Hospital Central	UCHealth	Colorado Springs	149,323,288	68,413,507	70,932,011	78,712,576	100,104,610	99,288,924	130,150,707
	North Colorado Medical Center	Banner Health	Greeley	91,969,584	65,243,666	13,341,368	9,108,942	12,770,217	44,243,869	43,601,796
	North Suburban Medical Center	HealthONE	Denver						134,776,000	137,547,000
	Parker Adventist Hospital	Centura Health Adventist	Denver	28,370,812	22,308,894	20,752,513	25,316,557	27,184,421	39,200,021	38,898,716
	Parkview Medical Center		Pueblo	30,952,420	18,757,466	19,464,920	22,220,425	27,956,806	32,052,625	43,243,675
	Penrose-St. Francis Health Services	Centura Health CHI	Colorado Springs	43,264,624	30,290,365	27,394,302	44,075,723	42,059,988	66,098,197	78,319,036
	Platte Valley Medical Center	SCL Health	Denver	17,164,097	14,653,235	15,992,786	18,696,372	16,878,673	19,492,284	20,227,332
	Porter Adventist Hospital	Centura Health Adventist	Denver	24,785,946	14,766,541	13,547,020	19,106,346	19,847,708	39,298,235	27,337,554
	Poudre Valley Hospital	UCHealth	Ft. Collins	56,961,651	32,151,466	30,630,141	32,643,168	36,930,275	35,159,082	39,461,834
	Presbyterian/St. Luke's Medical Center	HealthONE	Denver						160,322,000	161,635,000
	Rose Medical Center	HealthONE	Denver						141,592,000	132,204,000
	Sky Ridge Medical Center	HealthONE	Denver						89,368,000	105,832,000
	St. Anthony Hospital	Centura Health CHI	Denver	61,776,472	36,676,130	36,825,871	47,567,767	44,768,726	61,241,905	71,177,762
	St. Anthony North Health Campus	Centura Health CHI	Denver	40,381,125	21,080,419	20,680,093	24,996,587	26,418,161	43,450,265	55,173,541
	St. Joseph Hospital	SCL Health	Denver	105,055,661	100,485,222	84,979,565	100,115,271	106,719,280	119,199,392	106,245,195
	St. Mary-Corwin Medical Center	Centura Health CHI	Pueblo	8,666,465	4,875,038	4,390,065	7,055,791	8,092,930	12,276,186	10,588,570
	St. Mary's Hospital & Medical Center, Inc.	SCL Health	Grand Junction	31,299,216	31,660,257	37,088,748	38,774,257	42,637,155	37,715,347	35,182,406
	Swedish Medical Center	HealthONE	Denver						151,596,000	124,172,000
	The Medical Center of Aurora	HealthONE	Denver						199,674,000	149,415,000
	University of Colorado Hospital	UCHealth	Denver	312,774,919	175,632,067	171,814,828	198,928,246	219,089,590	202,833,691	242,781,582
	HealthONE (system level)	HealthONE	Denver	486,093,000	557,160,002	573,825,000	665,713,000	786,043,000		
	Total			1,841,834,656	1,487,751,488	1,450,837,258	1,676,703,018	1,900,648,887	2,311,730,179	2,265,816,798
Medium	Broomfield Hospital	UCHealth	Denver					12,945,065	5,971,561	4,948,933
	Castle Rock Adventist Hospital	Centura Health Adventist	Denver	7,841,912	5,557,222	5,617,894	12,260,995	16,506,462	22,615,698	22,629,091
	Colorado Plains Medical Center	LifePoint	East	10,026,042	8,688,643	10,326,901	9,508,499	9,269,138	5,477,787	3,227,016
	Community Hospital		Grand Junction						10,452,449	379,705,985
	Delta Health		West	3,830,980	3,820,855	3,652,118	4,248,143	4,362,484	5,187,073	5,064,292
	Longs Peak Hospital	UCHealth	Greeley					8,529,145	13,335,362	19,448,061
	Mercy Regional Medical Center	Centura Health CHI	West	10,128,323	6,857,095	6,971,575	13,074,095	9,277,242	15,889,095	17,357,708
	Montrose Memorial Hospital		West						8,030,745	7,227,511
	National Jewish Health		Denver	581,474	576,255	748,847	923,740	820,854	875,393	1,030,392
	OrthoColorado Hospital	Centura Health CHI	Denver	861,893	398,716	1,134,270	967,065	1,824,292	1,955,993	1,183,285
	San Luis Valley Health Regional Medical Ce..	San Luis Valley	East	10,026,231	5,377,475	6,532,988	6,187,916	9,778,900	7,929,582	6,512,140
	St. Anthony Summit Medical Center	Centura Health CHI	West	8,344,218	7,178,218	7,096,711	12,501,750	13,678,351	21,642,055	20,265,358
	UCHealth Greeley	UCHealth	Greeley							11,474,977
	UCHealth Highlands Ranch	UCHealth	Denver						473,186	6,119,081
	Vail Health Hospital		West	14,669,385	12,575,268	12,167,400	12,221,233	11,879,990	13,926,769	13,304,811
	Valley View Hospital		West	9,834,647	10,185,817	12,390,673	11,634,678	12,768,036	13,765,749	14,965,508
	Yampa Valley Medical Center	UCHealth	West					4,817,277	4,364,265	6,797,496
	Total			76,145,103	61,215,563	66,639,378	83,528,114	116,457,237	151,892,762	541,261,645
Small	Animas Surgical Hospital		West						8,749,507	6,084,398
	Arkansas Valley Regional Medical Center		East	5,929,705	2,556,162	2,165,193	2,037,876	2,558,833	4,153,549	2,717,558
	Aspen Valley Hospital		West						5,701,530	4,702,366
	Banner Fort Collins Medical Center	Banner Health	Ft. Collins			1,120,824	757,944	1,608,825	2,326,363	2,764,755
	Colorado Canyons Hospital and Medical Ce..		Grand Junction			1,247,610	1,120,000	2,540,515	2,259,165	2,762,709
	East Morgan County Hospital	Banner Health	East	978,167	925,511	1,298,617	1,543,799	1,778,012	2,006,600	2,001,249
	Estes Park Health		Ft. Collins	1,508,286	1,218,413	1,746,023	1,809,860	3,230,103	3,335,856	2,966,487
	Grand River Hospital District		West	8,084,963	7,063,090	7,179,886	7,914,043	8,491,695	7,374,908	7,428,405
	Grandview Hospital	UCHealth	Colorado Springs					6,850,766	5,982,036	6,279,761
	Gunnison Valley Health		West	1,944,172	2,443,520	1,966,878	2,912,919	3,455,865	5,468,256	4,869,654
	Haxtun Hospital District		East		737,496	979,340	777,645	965,364		672,503
	Heart of the Rockies Regional Medical Cen..		East	3,110,312	3,025,531	3,591,686	3,535,707	4,576,038	5,301,489	5,622,405
	Keefe Memorial Health Service District		East						287,243	17,767
	Kit Carson County Health Service District		East	936,188	1,076,587	955,436	1,274,091	947,696		1,929,550
	Lincoln Community Hospital		East						1,580,912	2,047,233
	Melissa Memorial Hospital		East	606,780	464,436	322,818		507,300	465,252	357,666
	Memorial Regional Health		West							5,417,516
	Mt. San Rafael Hospital		East	3,400,716	2,827,342	3,202,919	2,971,476	3,859,007	2,039,268	3,063,704
	Pagosa Springs Medical Center		West						2,809,930	2,408,322
	Pikes Peak Regional Hospital	UCHealth	Colorado Springs					399,696	1,668,793	2,151,111
	Pioneers Medical Center		West	643,146	6,494,616	9,433,176	7,968,557	846,571	587,291	573,689
	Prowers Medical Center		East						2,529,229	1,785,551
	Rangely District Hospital		West	334,047	382,016	682,307	685,693	757,568		459,106
	Rio Grande Hospital		East	1,560,508	1,479,247	1,543,156	1,660,280	1,708,169	1,736,987	1,877,165
	San Luis Valley Health Conejos County Hos..	San Luis Valley	East	1,093,416	669,988	450,292	402,386	806,416	828,680	926,993
	Sedgwick County Health Center		East	1,751,830	1,794,809	1,599,603	1,667,859	1,819,737	2,322,202	2,025,300
	Southeast Colorado Hospital District		East	980,568	589,055	397,661	367,984	568,819	1,890,543	1,673,765
	Southwest Health System, Inc.		West							3,217,243
	Spanish Peaks Regional Health Center		East				460,156	626,487	572,271	553,807
	St. Thomas More Hospital	Centura Health CHI	East	3,978,444	2,916,811	2,650,011	3,577,760	3,697,009	5,778,193	5,816,031
	St. Vincent General Hospital District		West	2,152,516	1,323,438	1,434,310	1,733,377	1,079,432	841,469	1,049,804
	Sterling Regional MedCenter	Banner Health	East	2,439,694	2,254,800	1,474,024	1,496,338	2,074,033	2,737,289	3,301,868
	Weisbrod Memorial County Hospital		East	497,806	440,557	472,511	503,901	520,027	553,569	599,567
	Wray Community District Hospital		East	786,494	549,875	698,015	640,721	659,052	744,452	1,181,181
	Total			42,717,758	41,233,301	46,612,296	47,820,373	56,933,033	82,632,832	91,306,190
Grand Total				1,960,697,517	1,590,200,352	1,564,088,932	1,808,051,505	2,074,039,157	2,546,255,774	2,898,384,632

Total Operating Expenses

Peer Group	Hospital Name	System	DOI Region	2014	2015	2016	2017	2018	2019	2020
Large	Avista Adventist Hospital	Centura Health Adventist	Boulder	89,318,213	99,140,906	109,943,680	112,934,250	125,892,375	141,439,930	143,086,562
	Boulder Community Health		Boulder	243,263,990	269,160,898	268,748,348	291,991,547	293,926,840	369,352,303	361,724,132
	Children's Hospital Colorado	Childrens	Denver	854,464,151	932,703,817	946,359,350	993,186,178	1,090,860,123	1,160,741,972	1,206,859,354
	Children's Hospital Colorado Springs	Childrens	Colorado Springs						92,994,098	178,421,803
	Denver Health Medical Center		Denver	854,551,275	928,049,271	1,017,920,803	1,070,867,217	1,078,403,937	1,073,934,329	1,103,508,280
	Good Samaritan Medical Center	SCL Health	Boulder	254,000,706	264,940,636	266,779,624	283,169,903	290,719,902	272,870,307	281,584,804
	Littleton Adventist Hospital	Centura Health Adventist	Denver	237,731,602	243,773,060	249,357,097	268,157,584	270,532,506	274,786,354	296,615,183
	Longmont United Hospital	Centura Health CHI	Boulder			185,283,777	193,644,170	162,850,938	155,860,153	148,789,690
	Lutheran Medical Center	SCL Health	Denver	303,970,886	313,882,916	329,474,083	358,394,569	363,533,277	349,672,369	382,245,473
	McKee Medical Center	Banner Health	Ft. Collins	120,086,317	126,001,414	120,071,678	125,238,442	117,762,160	122,283,504	124,861,333
	Medical Center of the Rockies	UCHealth	Ft. Collins	259,070,499	283,139,684	300,912,097	329,310,525	365,151,757	454,985,652	442,787,792
	Memorial Hospital Central	UCHealth	Colorado Springs	597,173,494	589,306,050	670,969,314	754,444,619	863,051,531	847,665,225	876,621,262
	North Colorado Medical Center	Banner Health	Greeley	323,335,575	319,864,782	337,962,309	347,702,362	335,529,587	351,171,235	332,001,660
	North Suburban Medical Center	HealthONE	Denver						177,472,000	178,391,000
	Parker Adventist Hospital	Centura Health Adventist	Denver	172,871,028	202,047,367	219,236,509	246,123,792	258,389,827	263,857,373	288,709,099
	Parkview Medical Center		Pueblo	283,962,983	299,526,764	348,049,316	355,791,534	379,254,156	398,729,751	461,520,428
	Penrose-St. Francis Health Services	Centura Health CHI	Colorado Springs	458,162,704	511,009,946	563,088,060	600,727,920	624,512,132	668,974,844	721,599,864
	Platte Valley Medical Center	SCL Health	Denver	93,248,713	101,549,116	107,132,838	119,256,259	112,502,455	129,887,815	146,743,778
	Porter Adventist Hospital	Centura Health Adventist	Denver	275,517,671	302,787,796	308,147,176	326,717,281	320,831,582	318,616,777	323,391,491
	Poudre Valley Hospital	UCHealth	Ft. Collins	367,317,222	374,587,866	414,049,059	455,095,951	482,265,937	539,691,030	557,974,059
	Presbyterian/St. Luke's Medical Center	HealthONE	Denver						475,568,000	480,591,000
	Rose Medical Center	HealthONE	Denver						281,130,000	283,016,000
	Sky Ridge Medical Center	HealthONE	Denver						371,010,000	377,848,000
	St. Anthony Hospital	Centura Health CHI	Denver	321,587,728	348,396,028	371,992,597	387,646,290	383,650,623	391,181,648	413,258,290
	St. Anthony North Health Campus	Centura Health CHI	Denver	143,261,271	150,063,606	175,948,847	174,723,382	176,177,588	189,570,461	198,824,608
	St. Joseph Hospital	SCL Health	Denver	455,496,657	481,811,669	491,884,038	504,770,777	521,532,842	528,016,703	566,735,536
	St. Mary-Corwin Medical Center	Centura Health CHI	Pueblo	178,255,627	182,291,778	186,673,561	194,878,880	173,853,026	138,370,640	142,417,833
	St. Mary's Hospital & Medical Center, Inc.	SCL Health	Grand Junction	371,544,467	359,531,057	385,686,098	385,351,990	403,907,788	396,467,392	428,875,762
	Swedish Medical Center	HealthONE	Denver						505,246,000	504,276,000
	The Medical Center of Aurora	HealthONE	Denver						367,869,000	377,290,000
	University of Colorado Hospital	UCHealth	Denver	1,037,261,472	1,145,611,395	1,266,288,327	1,426,117,277	1,620,359,251	1,812,156,860	1,908,242,607
	HealthONE (system level)	HealthONE	Denver	2,000,607,000	2,044,961,998	2,171,599,000	2,294,288,000	2,439,334,000		
	Total			10,296,061,252	10,874,139,821	11,813,557,586	12,600,530,697	13,254,786,139	13,621,573,723	14,238,812,682
Medium	Broomfield Hospital	UCHealth	Denver					53,763,961	45,852,883	48,330,683
	Castle Rock Adventist Hospital	Centura Health Adventist	Denver	66,988,620	82,739,929	83,818,256	90,227,412	107,955,805	116,138,586	122,210,530
	Colorado Plains Medical Center	LifePoint	East	41,888,745	43,517,880	45,549,999	44,144,999	45,473,999	35,542,503	28,669,181
	Community Hospital		Grand Junction						167,994,988	178,184,608
	Delta Health		West	64,885,478	69,353,264	71,142,935	78,594,535	83,025,410	89,089,575	92,465,208
	Longs Peak Hospital	UCHealth	Greeley			607,237	5,865,984	78,751,103	123,351,279	140,262,921
	Mercy Regional Medical Center	Centura Health CHI	West	145,562,969	166,065,908	185,226,734	200,513,202	211,130,952	211,077,395	219,587,541
	Montrose Memorial Hospital		West						118,211,742	124,668,961
	National Jewish Health		Denver	207,370,000	220,392,000	229,079,000	238,964,000	247,794,000	282,844,395	305,209,000
	OrthoColorado Hospital	Centura Health CHI	Denver	42,451,644	46,431,679	56,317,363	60,275,132	64,110,123	65,851,108	63,291,569
	San Luis Valley Health Regional Medical Ce..	San Luis Valley	East	60,220,272	63,906,742	69,666,541	75,525,404	82,636,423	88,766,991	92,650,530
	St. Anthony Summit Medical Center	Centura Health CHI	West	46,810,081	50,609,314	63,689,808	74,703,857	80,187,854	82,932,984	84,058,593
	UCHealth Greeley	UCHealth	Greeley				777,362	2,527,488		147,968,725
	UCHealth Highlands Ranch	UCHealth	Denver				1,420,724	4,043,204	35,249,093	189,270,121
	Vail Health Hospital		West	141,980,038	147,389,214	146,865,561	164,062,032	182,108,935	199,347,958	226,627,538
	Valley View Hospital		West	160,255,459	192,702,619	215,140,236	208,377,354	215,314,328	236,990,823	251,635,001
	Yampa Valley Medical Center	UCHealth	West					81,391,016	102,824,259	102,501,752
	Total			978,413,306	1,083,108,549	1,167,103,669	1,243,451,997	1,540,214,601	2,002,066,561	2,417,592,462
Small	Animas Surgical Hospital		West						31,767,375	32,923,129
	Arkansas Valley Regional Medical Center		East	32,847,190	34,590,021	30,637,710	30,577,839	31,337,872	38,544,213	32,931,478
	Aspen Valley Hospital		West						107,284,641	99,565,759
	Banner Fort Collins Medical Center	Banner Health	Ft. Collins			44,623,930	46,849,778	43,786,529	47,113,028	46,231,105
	Colorado Canyons Hospital and Medical Ce..		Grand Junction		29,015,259	32,304,640	35,161,472	42,080,315	46,353,289	48,909,281
	East Morgan County Hospital	Banner Health	East	24,615,564	24,967,268	27,426,834	28,386,205	31,439,062	32,138,054	34,130,746
	Estes Park Health		Ft. Collins	31,953,412	31,458,757	34,267,288	38,600,027	50,600,459	52,688,039	55,712,313
	Grand River Hospital District		West	38,961,122	41,895,768	46,420,434	51,681,129	55,338,167	59,066,257	60,473,455
	Grandview Hospital	UCHealth	Colorado Springs					25,626,859	39,142,273	44,673,931
	Gunnison Valley Health		West	25,803,747	26,962,961	33,804,295	35,195,376	39,377,780	45,346,580	51,320,072
	Haxtun Hospital District		East		7,789,641	8,523,969	9,256,420	9,248,720		10,675,981
	Heart of the Rockies Regional Medical Cen..		East	42,460,391	48,805,411	55,216,000	60,123,981	67,707,859	75,817,764	86,080,713
	Keefe Memorial Health Service District		East						4,073,309	6,865,462
	Kit Carson County Health Service District		East	11,948,865	12,456,656	10,203,728	13,242,459	12,800,587		18,572,842
	Lincoln Community Hospital		East						18,984,177	19,676,719
	Melissa Memorial Hospital		East	11,005,808	11,858,988	12,712,092		17,153,531	18,229,389	19,301,494
	Memorial Regional Health		West							63,266,587
	Mt. San Rafael Hospital		East	24,134,901	28,030,678	27,316,262	29,195,876	32,186,969	33,947,917	36,003,677
	Pagosa Springs Medical Center		West						35,570,898	36,500,081
	Pikes Peak Regional Hospital	UCHealth	Colorado Springs					4,104,450	23,106,177	22,368,061
	Pioneers Medical Center		West	13,049,284	16,829,786	21,441,016	22,360,416	23,950,465	29,624,556	35,780,961
	Prowers Medical Center		East						32,509,202	32,999,565
	Rangely District Hospital		West	19,163,381	19,713,646	18,012,077	17,725,197	17,246,331		17,344,698
	Rio Grande Hospital		East	13,475,333	14,438,390	16,335,838	18,083,829	18,792,742	26,375,356	22,685,625
	San Luis Valley Health Conejos County Hos..	San Luis Valley	East	9,493,015	9,924,423	8,823,720	9,313,920	9,909,950	10,309,926	10,926,932
	Sedgwick County Health Center		East	9,084,552	9,564,916	9,721,418	9,970,996	10,446,912	11,999,529	12,698,892
	Southeast Colorado Hospital District		East	12,662,414	13,603,085	14,712,315	15,433,400	16,462,659	19,456,769	19,261,771
	Southwest Health System, Inc.		West							67,719,612
	Spanish Peaks Regional Health Center		East						17,112,864	16,734,297
	St. Thomas More Hospital	Centura Health CHI	East	53,395,878	61,314,104	64,946,179	68,814,349	66,060,066	66,725,268	69,727,824
	St. Vincent General Hospital District		West	12,027,479	7,821,019	8,698,573	8,842,182	9,670,129	11,222,349	13,072,778
	Sterling Regional MedCenter	Banner Health	East	40,607,247	41,122,216	42,765,470	45,591,585	48,468,623	50,619,254	53,423,804
	Weisbrod Memorial County Hospital		East	4,463,965	4,758,290	4,670,195	5,148,828	6,810,276	8,678,926	8,934,935
	Wray Community District Hospital		East	15,108,977	15,273,195	17,512,928	20,596,689	20,968,471	23,958,672	24,365,571
	Total			446,262,525	512,194,478	591,096,911	620,151,953	711,575,783	1,017,766,049	1,231,860,152
Grand Total				11,720,737,083	12,469,442,848	13,571,758,166	14,464,134,647	15,506,576,523	16,641,406,333	17,888,265,296

Bad Debt Charges Total

DOI Region	Hospital Name	System	Peer Group	2014	2015	2016	2017	2018	2019	2020
Boulder	Avista Adventist Hospital	Centura Health Adventist	Large	3,819,562	1,805,943	2,860,840	5,831,713	4,545,846	6,481,796	3,006,552
	Boulder Community Health		Large	15,288,320	17,202,933	13,048,545	16,062,569	21,162,349	12,464,478	15,872,055
	Good Samaritan Medical Center	SCL Health	Large	7,997,884	9,185,006	8,373,573	9,087,660	6,312,819	5,049,859	6,918,307
	Longmont United Hospital	Centura Health CHI	Large			15,055,775	6,958,656	8,987,993	9,819,729	7,539,087
	Total			27,105,766	28,193,882	39,338,733	37,940,598	41,009,007	33,815,861	33,336,001
Colorado Springs	Children's Hospital Colorado Springs	Childrens	Large						4,672,918	4,507,986
	Grandview Hospital	UCHealth	Small					4,410,275	551,440	4,462,777
	Memorial Hospital Central	UCHealth	Large	60,856,899	29,213,600	34,839,565	40,424,635	52,170,863	43,359,864	75,507,912
	Penrose-St. Francis Health Services	Centura Health CHI	Large	18,441,306	11,235,880	9,038,936	41,246,679	16,520,321	40,334,346	26,827,172
	Pikes Peak Regional Hospital	UCHealth	Small					270,959	371,051	2,168,710
	Total			79,298,205	40,449,480	43,878,501	81,671,315	73,372,417	89,289,619	113,474,557
Denver	Broomfield Hospital	UCHealth	Medium					8,392,365	692,024	4,061,928
	Castle Rock Adventist Hospital	Centura Health Adventist	Medium	5,999,346	5,238,100	3,102,843	8,392,740	4,937,808	7,352,288	8,346,065
	Children's Hospital Colorado	Childrens	Large	15,470,538	10,327,681	8,312,410	10,218,281	4,254,897	17,654,929	38,288,783
	Denver Health Medical Center		Large	113,991,625	100,473,430	97,030,645	79,285,674	81,351,597	98,795,282	87,529,450
	Littleton Adventist Hospital	Centura Health Adventist	Large	14,131,307	9,897,821	7,745,796	17,648,996	10,979,605	17,366,850	15,666,745
	Lutheran Medical Center	SCL Health	Large	14,379,624	15,201,223	12,540,297	10,370,497	16,746,115	9,954,838	13,221,758
	National Jewish Health		Medium	2,285,000	2,702,999	1,917,000	1,952,003	1,843,001	2,690,965	2,465,214
	North Suburban Medical Center	HealthONE	Large						22,740,000	5,636,000
	OrthoColorado Hospital	Centura Health CHI	Medium	476,123	262,655	507,225	1,355,535	399,763	540,902	573,963
	Parker Adventist Hospital	Centura Health Adventist	Large	13,728,933	9,443,230	9,555,792	18,649,678	11,852,932	16,976,129	14,682,963
	Platte Valley Medical Center	SCL Health	Large	5,043,416	4,559,778	5,914,501	4,038,409	9,514,809	10,538,110	8,915,325
	Porter Adventist Hospital	Centura Health Adventist	Large	11,353,236	5,006,913	4,665,056	17,518,930	7,500,153	10,724,626	5,682,633
	Presbyterian/St. Luke's Medical Center	HealthONE	Large						13,506,000	4,813,000
	Rose Medical Center	HealthONE	Large						13,618,000	2,044,000
	Sky Ridge Medical Center	HealthONE	Large						10,084,000	5,539,000
	St. Anthony Hospital	Centura Health CHI	Large	24,979,302	18,381,002	17,521,361	30,361,347	25,796,021	23,428,037	22,609,857
	St. Anthony North Health Campus	Centura Health CHI	Large	18,295,865	7,473,939	8,251,981	12,315,484	13,138,428	17,306,395	16,699,762
	St. Joseph Hospital	SCL Health	Large	9,069,495	15,237,298	9,891,567	8,744,513	13,341,012	7,278,554	12,712,890
	Swedish Medical Center	HealthONE	Large						31,823,000	-10,419,000
	The Medical Center of Aurora	HealthONE	Large						39,178,000	-3,385,000
	UCHealth Highlands Ranch	UCHealth	Medium						0	2,754,332
	University of Colorado Hospital	UCHealth	Large	69,503,953	59,432,284	55,594,478	68,710,367	85,585,128	78,304,150	93,216,808
	HealthONE (system level)	HealthONE	Large	50,440,000	130,110,001	90,094,000	75,872,000	86,900,000		
	Total			369,147,763	393,748,354	332,644,952	365,434,455	382,533,634	450,553,079	351,656,475
East	Arkansas Valley Regional Medical Center		Small	3,673,955	1,406,446	1,811,389	2,113,072	5,000,431	3,880,946	3,824,901
	Colorado Plains Medical Center	LifePoint	Medium	5,440,522	3,372,687	3,825,000	3,989,000	3,909,000	3,869,882	2,691,423
	East Morgan County Hospital	Banner Health	Small	1,289,995	944,649	586,558	959,651	1,009,200	1,095,325	761,410
	Haxtun Hospital District		Small		200,509	317,628	208,450	188,672		174,494
	Heart of the Rockies Regional Medical Cen..		Small	3,352,073	3,790,225	4,174,079	2,910,055	2,715,687	2,264,549	2,408,658
	Keefe Memorial Health Service District		Small						414,928	281,000
	Kit Carson County Health Service District		Small	0	0	0	0	0		0
	Lincoln Community Hospital		Small						2,203,394	2,309,318
	Melissa Memorial Hospital		Small	-236,868	102,000	440,850		639,277	957,240	391,052
	Mt. San Rafael Hospital		Small	3,709,955	2,719,370	2,874,342	2,865,918	3,639,798	3,059,260	2,355,248
	Prowers Medical Center		Small						783,432	1,797,781
	Rio Grande Hospital		Small	1,763,056	785,185	1,501,411	1,333,329	1,288,267	1,502,708	533,703
	San Luis Valley Health Conejos County Hos..	San Luis Valley	Small	776,882	1,208,031	794,338	331,400	678,575	0	414,117
	San Luis Valley Health Regional Medical Ce..	San Luis Valley	Medium	4,330,879	2,744,031	4,493,650	2,467,841	6,443,269	0	2,968,207
	Sedgwick County Health Center		Small	751,492	661,257	589,606	637,287	710,295	861,367	667,712
	Southeast Colorado Hospital District		Small	653,432	396,564	836,407	-55,384	-127,012	176,728	405,176
	Spanish Peaks Regional Health Center		Small				0	204,988	219,332	48,761
	St. Thomas More Hospital	Centura Health CHI	Small	1,047,533	1,205,848	1,011,012	6,830,533	1,866,636	3,390,987	2,115,795
	Sterling Regional MedCenter	Banner Health	Small	1,669,709	1,161,015	1,248,860	1,097,042	1,339,343	2,072,259	1,365,540
	Weisbrod Memorial County Hospital		Small	156,289	328,293	217,944	334,365	242,882	26,912	2,269
	Wray Community District Hospital		Small	713,682	850,348	796,544	1,178,410	1,202,458	1,402,243	858,037
	Total			29,092,586	21,876,458	25,519,618	27,200,969	30,951,766	28,181,492	26,374,602
Ft. Collins	Banner Fort Collins Medical Center	Banner Health	Small			3,048,842	1,472,707	1,838,129	2,614,837	1,781,932
	Estes Park Health		Small	2,348,697	2,842,492	3,643,810	4,222,087	330,712	1,130,252	650,166
	McKee Medical Center	Banner Health	Large	5,049,953	4,478,719	3,156,747	3,782,970	4,413,291	5,194,055	4,044,732
	Medical Center of the Rockies	UCHealth	Large	21,805,047	17,701,455	15,811,702	16,856,683	21,239,003	18,459,621	21,986,926
	Poudre Valley Hospital	UCHealth	Large	26,278,967	21,361,586	18,138,471	18,171,497	22,561,634	17,586,871	27,242,507
	Total			55,482,663	46,384,252	43,799,571	44,505,944	50,382,769	44,985,636	55,706,263
Grand Junction	Colorado Canyons Hospital and Medical Ce..		Small			1,366,187	1,241,459	1,362,304	1,630,756	2,131,535
	Community Hospital		Medium						10,324,319	44,338,206
	St. Mary's Hospital & Medical Center, Inc.	SCL Health	Large	15,294,528	13,255,428	8,604,696	6,017,433	8,130,860	15,028,477	9,479,878
	Total			15,294,528	13,255,428	9,970,883	7,258,892	9,493,164	26,983,552	55,949,619
Greeley	Longs Peak Hospital	UCHealth	Medium					4,906,901	4,518,599	9,495,969
	North Colorado Medical Center	Banner Health	Large	21,511,824	14,053,331	11,857,058	12,964,749	15,459,923	19,189,689	9,570,518
	UCHealth Greeley	UCHealth	Medium							6,869,916
	Total			21,511,824	14,053,331	11,857,058	12,964,749	20,366,824	23,708,288	25,936,404
Pueblo	Parkview Medical Center		Large	42,302,051	18,979,801	21,761,800	23,747,913	30,904,800	18,320,225	11,358,303
	St. Mary-Corwin Medical Center	Centura Health CHI	Large	2,418,192	2,785,538	2,300,631	12,605,241	3,365,315	4,892,435	-840,693
	Total			44,720,243	21,765,339	24,062,431	36,353,154	34,270,115	23,212,659	10,517,610
West	Animas Surgical Hospital		Small						1,098,016	1,082,548
	Aspen Valley Hospital		Small						3,769,468	2,914,848
	Delta Health		Medium	1,978,653	1,282,629	1,290,220	1,759,929	2,123,520	2,222,061	1,980,823
	Grand River Hospital District		Small	5,890,625	5,847,318	7,856,539	5,241,351	7,772,273	5,110,873	6,241,099
	Gunnison Valley Health		Small	1,451,353	1,176,909	1,926,600	2,325,772	3,648,063	2,031,683	1,307,194
	Memorial Regional Health		Small							3,715,470
	Mercy Regional Medical Center	Centura Health CHI	Medium	6,113,294	4,048,482	4,148,146	13,054,557	5,327,530	6,920,122	7,241,839
	Montrose Memorial Hospital		Medium						4,486,745	3,970,542
	Pagosa Springs Medical Center		Small						0	1,730,052
	Pioneers Medical Center		Small	469,688	602,321	601,902	857,642	1,131,745	882,299	1,438,372
	Rangely District Hospital		Small	986,020	355,375	504,186	713,694	293,197		448,417
	Southwest Health System, Inc.		Small							3,295,522
	St. Anthony Summit Medical Center	Centura Health CHI	Medium	5,237,804	4,417,725	2,977,406	8,269,184	6,727,562	11,375,312	8,981,273
	St. Vincent General Hospital District		Small	1,538,882	717,021	822,242	877,810	1,023,710	1,550,174	979,491
	Vail Health Hospital		Medium	14,513,545	8,262,623	10,356,865	9,071,156	10,607,863	14,166,025	7,885,869
	Valley View Hospital		Medium	5,565,302	5,179,772	6,908,357	6,442,727	5,284,061	5,050,398	5,162,390
	Yampa Valley Medical Center	UCHealth	Medium					2,243,709	2,227,341	4,172,935
	Total			43,745,166	31,890,175	37,392,463	48,613,823	46,183,234	60,890,517	62,548,684
Grand Total				685,398,744	611,616,698	568,464,211	661,943,900	688,562,930	781,620,703	735,500,216

Charity Care Charges Total

DOI Region	Hospital Name	System	Peer Group	2014	2015	2016	2017	2018	2019	2020
Boulder	Avista Adventist Hospital	Centura Health Adventist	Large	6,515,836	5,525,590	6,925,496	9,034,290	7,366,115	7,018,149	9,395,588
	Boulder Community Health		Large	11,439,445	11,025,227	12,370,173	14,273,358	14,044,844	13,723,834	10,378,128
	Good Samaritan Medical Center	SCL Health	Large	3,999,126	3,966,589	5,477,178	6,828,987	8,492,271	6,295,723	7,103,698
	Longmont United Hospital	Centura Health CHI	Large			4,421,261	5,761,739	12,639,297	10,054,576	17,628,511
	Total			21,954,407	20,517,406	29,194,108	35,898,374	42,542,527	37,092,283	44,505,925
Colorado Springs	Children's Hospital Colorado Springs	Childrens	Large						1,343,375	2,411,295
	Grandview Hospital	UCHealth	Small					333,745	6,811,458	1,146,970
	Memorial Hospital Central	UCHealth	Large	70,704,129	19,770,907	24,003,151	24,746,161	32,891,874	58,262,835	46,699,065
	Penrose-St. Francis Health Services	Centura Health CHI	Large	77,324,890	35,888,779	30,780,412	47,702,651	25,469,266	29,195,033	48,336,693
	Pikes Peak Regional Hospital	UCHealth	Small					36,429	1,698,907	433,071
	Total			148,029,018	55,659,686	54,783,563	72,448,812	58,731,314	97,311,609	99,027,094
Denver	Broomfield Hospital	UCHealth	Medium					402,444	9,268,383	924,288
	Castle Rock Adventist Hospital	Centura Health Adventist	Medium	3,708,231	3,163,663	2,630,918	4,673,901	2,432,457	2,169,540	3,734,271
	Children's Hospital Colorado	Childrens	Large	12,134,354	8,225,189	19,260,351	17,583,767	17,116,772	29,399,250	22,754,511
	Denver Health Medical Center		Large	132,410,925	134,144,031	148,318,654	165,431,461	164,701,868	193,201,632	197,638,593
	Littleton Adventist Hospital	Centura Health Adventist	Large	19,487,548	12,006,839	10,498,602	13,918,294	6,670,798	5,805,354	10,150,248
	Lutheran Medical Center	SCL Health	Large	22,872,408	8,575,093	12,985,156	15,749,095	15,905,111	18,901,057	22,429,508
	National Jewish Health		Medium	274,155	91,818	165,207	79,322	71,949	31,377	194,428
	North Suburban Medical Center	HealthONE	Large						36,045,000	38,662,000
	OrthoColorado Hospital	Centura Health CHI	Medium	2,499	881	100,663	45,699	52,370	57,657	221,211
	Parker Adventist Hospital	Centura Health Adventist	Large	13,178,954	8,922,313	8,042,744	12,729,828	4,341,338	5,047,522	15,063,116
	Platte Valley Medical Center	SCL Health	Large	8,518,411	4,173,419	8,274,759	11,473,546	7,011,567	7,965,503	9,372,319
	Porter Adventist Hospital	Centura Health Adventist	Large	24,268,474	13,780,289	9,944,901	15,764,283	6,929,597	8,200,573	15,171,459
	Presbyterian/St. Luke's Medical Center	HealthONE	Large						20,322,000	17,435,000
	Rose Medical Center	HealthONE	Large						12,515,000	12,210,000
	Sky Ridge Medical Center	HealthONE	Large						17,375,000	26,122,000
	St. Anthony Hospital	Centura Health CHI	Large	54,355,811	34,072,524	28,893,310	42,305,838	15,408,904	19,156,716	32,945,928
	St. Anthony North Health Campus	Centura Health CHI	Large	33,653,062	23,393,018	15,426,676	22,192,938	7,107,695	9,622,699	30,108,972
	St. Joseph Hospital	SCL Health	Large	64,473,573	71,495,333	63,585,248	60,630,560	60,150,439	76,516,023	77,007,876
	Swedish Medical Center	HealthONE	Large						51,571,000	55,287,000
	The Medical Center of Aurora	HealthONE	Large						47,979,000	52,422,000
	UCHealth Highlands Ranch	UCHealth	Medium						223,957	1,755,543
	University of Colorado Hospital	UCHealth	Large	174,200,426	51,408,723	50,555,385	62,396,705	61,287,297	86,275,834	100,241,428
	HealthONE (system level)	HealthONE	Large	54,291,000	31,089,000	54,644,000	78,137,000	147,923,000		
	Total			617,829,831	404,542,134	433,326,574	523,112,237	517,513,606	657,650,078	741,851,698
East	Arkansas Valley Regional Medical Center		Small	2,497,170	575,999	579,386	362,706	494,437	523,295	523,296
	Colorado Plains Medical Center	LifePoint	Medium	375,021	677,536	1,074,000	1,295,000	1,662,000	1,324,099	702,403
	East Morgan County Hospital	Banner Health	Small	719,066	504,105	901,310	1,074,977	1,219,673	1,030,601	1,574,008
	Haxtun Hospital District		Small		0	0	0	0		0
	Heart of the Rockies Regional Medical Cen..		Small	130,199	-605,362	62,944	214,070	480,755	568,241	753,520
	Keefe Memorial Health Service District		Small						35,191	10,739
	Kit Carson County Health Service District		Small	0	0	0	0	0		0
	Lincoln Community Hospital		Small						28,172	13,947
	Melissa Memorial Hospital		Small	-222,708	-78,852	65,007		70,368	76,695	184,629
	Mt. San Rafael Hospital		Small	-218,468	2,329,629	499,738	654,279	843,404	894,971	986,863
	Prowers Medical Center		Small						244,642	449,580
	Rio Grande Hospital		Small	499,964	613,103	416,854	347,638	364,447	1,193,308	705,627
	San Luis Valley Health Conejos County Hos..	San Luis Valley	Small	520,165	82,521	-556,163	-623,011	-276,043	0	294,112
	San Luis Valley Health Regional Medical Ce..	San Luis Valley	Medium	1,830,651	-116,912	458,812	376,121	300,196	0	4,057,525
	Sedgwick County Health Center		Small	111,670	53,608	35,929	42,183	127,142	163,458	166,564
	Southeast Colorado Hospital District		Small	-183,113	65,640	177,911	73,560	71,350	18,503	0
	Spanish Peaks Regional Health Center		Small				154,330,109	479,049	693,818	399,832
	St. Thomas More Hospital	Centura Health CHI	Small	6,539,433	2,044,428	2,001,132	4,348,895	1,158,565	1,566,836	2,259,683
	Sterling Regional MedCenter	Banner Health	Small	938,454	1,319,560	1,983,095	2,223,515	2,349,481	1,655,760	2,932,652
	Weisbrod Memorial County Hospital		Small	0	0	9,820	10,365	100,288	43,882	57,171
	Wray Community District Hospital		Small	0	0	0	0	43,201	26,079	35,864
	Total			13,537,504	7,465,003	7,709,775	164,730,407	9,488,313	10,087,550	16,108,016
Ft. Collins	Banner Fort Collins Medical Center	Banner Health	Small			1,303,000	1,473,989	1,913,773	1,686,317	2,181,431
	Estes Park Health		Small	942,680	386,610	-1,423,054	210,849	1,292,179	1,023,943	376,831
	McKee Medical Center	Banner Health	Large	3,807,305	1,041,564	3,777,782	5,729,449	6,181,322	7,157,894	6,735,583
	Medical Center of the Rockies	UCHealth	Large	40,827,640	16,568,132	17,452,911	13,779,699	17,868,753	25,535,373	19,111,925
	Poudre Valley Hospital	UCHealth	Large	43,924,876	15,123,689	14,276,310	14,739,520	14,310,480	21,725,782	20,698,301
	Total			89,502,500	33,119,995	35,386,949	35,933,506	41,566,507	57,129,310	49,104,071
Grand Junction	Colorado Canyons Hospital and Medical Ce..		Small			130,670	108,192	179,914	341,705	234,465
	Community Hospital		Medium						3,255,009	2,297,051
	St. Mary's Hospital & Medical Center, Inc.	SCL Health	Large	17,701,181	20,075,729	18,709,143	18,696,598	21,232,023	25,518,149	28,046,543
	Total			17,701,181	20,075,729	18,839,813	18,804,790	21,411,937	29,114,863	30,578,059
Greeley	Longs Peak Hospital	UCHealth	Medium					1,444,571	7,137,249	5,371,084
	North Colorado Medical Center	Banner Health	Large	29,161,254	17,616,258	23,814,046	26,586,467	34,290,776	27,245,389	38,237,954
	UCHealth Greeley	UCHealth	Medium							4,706,675
	Total			29,161,254	17,616,258	23,814,046	26,586,467	35,735,347	34,382,638	48,315,712
Pueblo	Parkview Medical Center		Large	25,466,231	15,370,099	14,689,283	-4,388,840	-149,934	8,895,528	18,369,563
	St. Mary-Corwin Medical Center	Centura Health CHI	Large	35,953,100	9,973,352	13,176,919	16,725,198	6,797,069	6,431,635	8,849,537
	Total			61,419,331	25,343,451	27,866,202	12,336,358	6,647,135	15,327,163	27,219,100
West	Animas Surgical Hospital		Small						108,412	267,462
	Aspen Valley Hospital		Small						2,033,691	1,534,961
	Delta Health		Medium	421,556	72,807	242,208	325,948	-191,681	581,163	583,769
	Grand River Hospital District		Small	2,191,500	1,878,534	1,264,130	1,245,403	1,360,885	2,256,960	0
	Gunnison Valley Health		Small	1,200,635	534,531	926,623	753,447	767,471	974,934	1,627,135
	Memorial Regional Health		Small							442,188
	Mercy Regional Medical Center	Centura Health CHI	Medium	10,097,764	5,505,621	5,281,105	8,004,174	3,308,680	3,849,930	7,722,744
	Montrose Memorial Hospital		Medium						5,709,649	5,852,579
	Pagosa Springs Medical Center		Small						0	282,686
	Pioneers Medical Center		Small	28,887	131,261	95,836	79,558	89,956	80,601	40,479
	Rangely District Hospital		Small	916	3,198	116	286	115		0
	Southwest Health System, Inc.		Small							0
	St. Anthony Summit Medical Center	Centura Health CHI	Medium	4,509,766	3,285,277	3,471,180	5,739,940	2,788,468	5,527,260	6,356,384
	St. Vincent General Hospital District		Small	51,919	0	0	8,899	121,383	176,445	249,236
	Vail Health Hospital		Medium	1,716,175	521,381	1,574,998	2,246,794	972,377	2,992,613	3,941,185
	Valley View Hospital		Medium	9,759,011	10,979,783	9,827,947	10,251,692	12,348,104	12,772,121	9,711,356
	Yampa Valley Medical Center	UCHealth	Medium					1,146,445	3,760,409	2,989,603
	Total			29,978,129	22,912,392	22,684,143	28,656,141	22,712,203	40,824,188	41,601,767
Grand Total				1,029,113,156	607,252,053	653,605,173	918,507,092	756,348,889	978,919,681	1,098,311,441

Contractual Allowances Total

DOI Region	Hospital Name	System	Peer Group	2014	2015	2016	2017	2018	2019	2020
Boulder	Avista Adventist Hospital	Centura Health Adventist	Large	220,679,605	239,392,560	268,315,454	283,880,412	351,016,075	452,591,063	445,348,729
	Boulder Community Health		Large	831,275,106	934,932,666	1,065,141,381	1,187,024,658	1,237,455,478	1,315,225,518	1,342,419,963
	Good Samaritan Medical Center	SCL Health	Large	909,443,370	957,996,456	1,026,040,442	1,123,331,133	1,152,869,572	1,175,368,841	1,157,618,773
	Longmont United Hospital	Centura Health CHI	Large			387,381,798	448,832,089	468,452,892	476,764,715	451,258,461
	Total			1,961,398,081	2,132,321,682	2,746,879,074	3,043,068,292	3,209,794,017	3,419,950,137	3,396,645,926
Colorado Springs	Children's Hospital Colorado Springs	Childrens	Large						192,448,703	350,401,669
	Grandview Hospital	UCHealth	Small					103,239,184	107,829,233	137,047,972
	Memorial Hospital Central	UCHealth	Large	1,365,608,946	1,526,786,498	1,854,514,630	2,205,375,543	2,680,103,168	3,059,607,443	3,174,596,182
	Penrose-St. Francis Health Services	Centura Health CHI	Large	1,458,559,546	1,714,576,581	1,875,371,066	2,048,168,798	2,388,485,278	2,677,937,348	2,893,945,141
	Pikes Peak Regional Hospital	UCHealth	Small					6,376,071	28,348,349	37,347,629
	Total			2,824,168,492	3,241,363,079	3,729,885,696	4,253,544,341	5,178,203,700	6,066,171,075	6,593,338,593
Denver	Broomfield Hospital	UCHealth	Medium					107,155,765	55,308,323	96,631,299
	Castle Rock Adventist Hospital	Centura Health Adventist	Medium	140,183,347	192,778,278	214,772,854	273,420,626	335,834,688	370,201,909	374,357,730
	Children's Hospital Colorado	Childrens	Large	1,285,569,771	1,300,462,321	1,349,859,497	1,517,938,892	1,702,784,573	1,828,329,974	1,786,543,806
	Denver Health Medical Center		Large	1,035,264,777	1,148,303,671	1,161,983,251	1,274,766,243	1,396,091,995	1,587,365,786	1,651,692,692
	Littleton Adventist Hospital	Centura Health Adventist	Large	796,932,698	869,263,996	929,187,685	975,104,870	1,072,415,603	1,159,408,721	1,095,017,054
	Lutheran Medical Center	SCL Health	Large	961,176,374	1,008,488,837	1,175,952,568	1,316,699,663	1,360,016,548	1,439,208,603	1,424,144,455
	National Jewish Health		Medium	75,295,926	85,669,655	118,714,526	131,215,859	138,137,515	149,337,130	157,194,756
	North Suburban Medical Center	HealthONE	Large						1,583,805,000	1,576,053,000
	OrthoColorado Hospital	Centura Health CHI	Medium	152,836,008	175,199,094	232,870,540	237,952,938	265,501,636	277,935,891	280,218,733
	Parker Adventist Hospital	Centura Health Adventist	Large	565,092,433	683,943,403	787,229,192	824,886,629	921,146,381	964,892,688	1,019,597,064
	Platte Valley Medical Center	SCL Health	Large	151,549,178	141,905,366	176,335,940	200,909,604	210,212,918	221,458,235	262,685,366
	Porter Adventist Hospital	Centura Health Adventist	Large	849,612,196	1,007,160,264	1,036,291,643	1,057,494,443	1,091,998,049	1,086,513,479	1,011,353,209
	Presbyterian/St. Luke's Medical Center	HealthONE	Large						2,937,100,000	2,900,517,000
	Rose Medical Center	HealthONE	Large						2,048,219,000	1,962,097,000
	Sky Ridge Medical Center	HealthONE	Large						3,211,149,000	3,352,839,000
	St. Anthony Hospital	Centura Health CHI	Large	1,133,808,414	1,299,655,696	1,379,372,656	1,397,385,573	1,427,540,359	1,531,132,728	1,628,091,946
	St. Anthony North Health Campus	Centura Health CHI	Large	430,808,371	445,681,324	475,389,488	486,402,217	588,308,693	717,675,314	779,757,851
	St. Joseph Hospital	SCL Health	Large	1,363,020,090	1,490,567,342	1,628,624,709	1,838,896,354	1,870,428,726	2,071,483,348	1,971,381,802
	Swedish Medical Center	HealthONE	Large						4,077,613,000	4,185,299,000
	The Medical Center of Aurora	HealthONE	Large						2,771,492,000	2,677,843,000
	UCHealth Highlands Ranch	UCHealth	Medium						4,045,593	331,186,792
	University of Colorado Hospital	UCHealth	Large	3,115,780,884	3,695,467,761	4,247,971,180	4,855,849,174	5,813,819,459	6,661,764,152	7,008,900,399
	HealthONE (system level)	HealthONE	Large	9,709,183,000	10,992,287,999	12,733,440,000	14,509,083,000	16,444,803,000		
	Total			21,766,113,468	24,536,835,008	27,647,995,728	30,898,006,084	34,746,195,907	36,755,439,875	37,533,402,954
East	Arkansas Valley Regional Medical Center		Small	40,525,616	47,743,768	55,228,011	56,693,613	55,861,314	43,530,131	49,482,391
	Colorado Plains Medical Center	LifePoint	Medium	69,974,749	73,252,293	81,663,000	89,123,000	87,221,000	85,042,105	66,070,005
	East Morgan County Hospital	Banner Health	Small	16,942,571	16,765,326	18,211,908	22,812,573	22,873,084	21,561,187	17,843,335
	Haxtun Hospital District		Small		-188,204	-859,577	669,020	2,187,337		2,321,969
	Heart of the Rockies Regional Medical Cen..		Small	36,317,436	42,629,861	47,912,220	63,127,981	71,398,701	78,741,303	80,614,960
	Keefe Memorial Health Service District		Small						0	2,207,024
	Kit Carson County Health Service District		Small	7,671,047	7,810,452	6,451,509	7,028,908	8,239,361		11,752,223
	Lincoln Community Hospital		Small						9,906,933	7,574,479
	Melissa Memorial Hospital		Small	1,695,380	2,832,756	3,970,049		9,617,214	8,093,624	10,628,613
	Mt. San Rafael Hospital		Small	34,924,993	31,203,074	35,141,321	42,011,202	42,868,987	44,950,520	36,235,216
	Prowers Medical Center		Small						15,793,481	11,277,576
	Rio Grande Hospital		Small	8,479,498	10,070,722	11,739,720	12,414,689	14,818,672	15,675,213	16,256,859
	San Luis Valley Health Conejos County Hos..	San Luis Valley	Small	2,263,005	3,493,655	4,198,054	4,899,997	4,022,308	6,164,367	6,306,342
	San Luis Valley Health Regional Medical Ce..	San Luis Valley	Medium	68,090,581	87,526,137	88,550,876	101,012,426	103,527,438	109,727,125	111,975,197
	Sedgwick County Health Center		Small	4,270,532	3,818,272	5,011,213	5,707,265	5,204,415	4,793,270	5,182,551
	Southeast Colorado Hospital District		Small	6,607,211	6,387,841	6,290,942	6,702,270	6,433,862	6,738,348	5,999,395
	Spanish Peaks Regional Health Center		Small				9,558,179	9,859,732	10,973,982	8,626,358
	St. Thomas More Hospital	Centura Health CHI	Small	80,819,218	109,654,684	121,237,780	130,141,922	145,513,039	157,094,475	153,287,105
	Sterling Regional MedCenter	Banner Health	Small	40,488,986	42,457,213	48,294,147	54,815,943	56,269,908	58,020,072	61,303,360
	Weisbrod Memorial County Hospital		Small	682,550	313,971	853,779	416,931	601,285	505,137	-136,036
	Wray Community District Hospital		Small	4,382,585	3,861,254	5,724,106	7,912,110	9,852,849	13,382,526	11,067,214
	Total			424,135,959	489,633,075	539,619,058	615,048,029	656,370,506	690,693,799	675,876,136
Ft. Collins	Banner Fort Collins Medical Center	Banner Health	Small			34,381,131	46,732,422	51,704,940	57,513,774	58,114,777
	Estes Park Health		Small	21,232,628	24,456,154	29,548,173	32,477,604	39,928,983	40,704,272	35,520,554
	McKee Medical Center	Banner Health	Large	199,344,575	219,456,845	213,925,099	227,759,503	234,777,637	250,840,854	234,066,099
	Medical Center of the Rockies	UCHealth	Large	464,105,086	559,514,110	636,110,240	749,723,906	863,810,704	1,021,359,806	1,014,931,112
	Poudre Valley Hospital	UCHealth	Large	542,114,522	657,011,800	748,659,439	951,149,520	1,037,311,074	1,117,403,284	1,177,578,671
	Total			1,226,796,811	1,460,438,909	1,662,624,082	2,007,842,955	2,227,533,338	2,487,821,990	2,520,211,213
Grand Junction	Colorado Canyons Hospital and Medical Ce..		Small		29,891,646	31,880,252	35,702,969	40,717,430	47,189,610	61,083,233
	Community Hospital		Medium						342,044,596	446,751,686
	St. Mary's Hospital & Medical Center, Inc.	SCL Health	Large	595,425,054	614,942,058	668,821,714	752,499,129	809,793,302	874,300,749	884,214,840
	Total			595,425,054	644,833,704	700,701,966	788,202,098	850,510,732	1,263,534,955	1,392,049,759
Greeley	Longs Peak Hospital	UCHealth	Medium					151,047,318	282,166,840	370,352,169
	North Colorado Medical Center	Banner Health	Large	562,295,973	634,516,208	663,944,966	706,020,267	701,938,477	742,137,052	638,918,845
	UCHealth Greeley	UCHealth	Medium							263,274,312
	Total			562,295,973	634,516,208	663,944,966	706,020,267	852,985,795	1,024,303,892	1,272,545,327
Pueblo	Parkview Medical Center		Large	1,027,112,174	1,139,493,350	1,326,681,512	1,505,105,760	1,672,958,465	1,908,389,026	1,975,858,737
	St. Mary-Corwin Medical Center	Centura Health CHI	Large	507,684,568	575,608,364	635,004,576	670,967,252	682,507,079	543,338,458	493,175,190
	Total			1,534,796,742	1,715,101,714	1,961,686,088	2,176,073,012	2,355,465,544	2,451,727,484	2,469,033,927
West	Animas Surgical Hospital		Small						84,346,377	84,077,452
	Aspen Valley Hospital		Small						41,938,444	31,703,248
	Delta Health		Medium	71,220,155	80,891,260	90,163,617	100,114,075	108,625,128	119,885,288	115,789,613
	Grand River Hospital District		Small	28,580,545	30,007,038	36,571,902	49,926,952	47,027,922	53,941,678	52,743,939
	Gunnison Valley Health		Small	15,915,225	19,716,334	24,169,799	28,915,658	33,721,453	40,837,106	37,857,882
	Memorial Regional Health		Small							41,290,104
	Mercy Regional Medical Center	Centura Health CHI	Medium	199,388,223	256,626,859	289,736,571	352,412,063	437,194,771	481,362,260	498,180,442
	Montrose Memorial Hospital		Medium						199,192,595	213,914,975
	Pagosa Springs Medical Center		Small						28,167,669	30,307,926
	Pioneers Medical Center		Small	3,378,762	3,565,699	5,471,515	4,061,055	2,013,947	10,185,794	11,581,732
	Rangely District Hospital		Small	1,456,300	1,422,647	2,016,252	1,882,952	1,311,489		2,146,699
	Southwest Health System, Inc.		Small							70,397,138
	St. Anthony Summit Medical Center	Centura Health CHI	Medium	59,976,905	71,394,297	85,978,730	99,269,619	142,265,465	155,105,405	149,852,655
	St. Vincent General Hospital District		Small	4,347,983	3,247,935	3,564,380	4,919,843	4,710,714	4,586,512	3,898,330
	Vail Health Hospital		Medium	79,511,757	87,358,065	84,572,063	85,592,396	95,531,320	123,828,922	147,888,722
	Valley View Hospital		Medium	121,898,662	156,265,833	207,773,684	212,759,412	211,220,992	247,328,253	246,813,209
	Yampa Valley Medical Center	UCHealth	Medium					37,756,029	55,244,704	70,235,319
	Total			585,674,517	710,495,966	830,018,514	939,854,026	1,121,379,230	1,645,951,008	1,808,679,385
Grand Total				31,480,805,097	35,565,539,346	40,483,355,173	45,427,659,104	51,198,438,769	55,805,594,215	57,661,783,220

Net Patient Revenue Total

DOI Region	Hospital Name	System	Peer Group	2014	2015	2016	2017	2018	2019	2020
Boulder	Avista Adventist Hospital	Centura Health Adventist	Large	88,806,713	93,714,731	105,355,798	104,745,107	121,954,268	158,924,460	157,354,318
	Boulder Community Health		Large	270,423,778	290,821,878	312,181,859	309,853,009	310,983,770	346,545,593	319,618,404
	Good Samaritan Medical Center	SCL Health	Large	262,973,196	281,238,597	297,456,827	315,998,933	324,021,421	288,155,059	308,121,882
	Longmont United Hospital	Centura Health CHI	Large						144,299,405	141,732,655
	Total			622,203,687	665,775,206	714,994,484	730,597,049	756,959,459	937,924,517	926,827,259
Colorado Springs	Children's Hospital Colorado Springs	Childrens	Large						77,998,912	171,832,509
	Grandview Hospital	UCHealth	Small						35,717,139	36,708,644
	Memorial Hospital Central	UCHealth	Large	550,297,659	612,083,933	693,797,296	781,425,389	893,217,865	918,404,620	895,246,669
	Penrose-St. Francis Health Services	Centura Health CHI	Large	464,066,247	518,701,489	572,727,333	617,350,066	655,066,523	715,791,152	783,211,517
	Pikes Peak Regional Hospital	UCHealth	Small						19,179,282	21,403,818
	Total			1,014,363,906	1,130,785,421	1,266,524,629	1,398,775,455	1,548,284,388	1,767,091,104	1,908,403,157
Denver	Broomfield Hospital	UCHealth	Medium						22,889,108	37,914,600
	Castle Rock Adventist Hospital	Centura Health Adventist	Medium	52,067,588	71,973,375	77,647,781	90,138,132	109,865,268	121,689,564	121,483,707
	Children's Hospital Colorado	Childrens	Large	864,770,382	908,163,373	911,886,368	960,772,037	1,102,847,373	1,128,945,144	1,067,756,525
	Denver Health Medical Center		Large	597,208,458	675,985,140	706,546,492	763,391,747	781,052,776	789,248,542	888,319,576
	Littleton Adventist Hospital	Centura Health Adventist	Large	257,686,366	266,620,007	271,505,551	285,674,670	294,539,816	310,195,302	302,967,013
	Lutheran Medical Center	SCL Health	Large	317,332,185	337,103,411	349,016,455	371,665,245	373,782,636	344,260,642	355,945,107
	National Jewish Health		Medium	67,444,625	73,430,276	99,007,206	96,992,138	97,805,859	102,664,286	102,840,743
	North Suburban Medical Center	HealthONE	Large						194,631,000	208,576,000
	OrthoColorado Hospital	Centura Health CHI	Medium	53,634,306	60,553,223	76,540,326	82,698,558	90,376,794	93,844,580	97,900,268
	Parker Adventist Hospital	Centura Health Adventist	Large	197,201,161	231,729,832	261,245,804	279,039,461	301,268,087	312,227,787	332,683,006
	Platte Valley Medical Center	SCL Health	Large	98,420,557	104,892,477	105,762,457	114,719,649	121,681,009	133,971,858	127,533,194
	Porter Adventist Hospital	Centura Health Adventist	Large	276,746,529	310,722,489	314,135,220	318,073,182	311,572,483	300,126,530	271,187,549
	Presbyterian/St. Luke's Medical Center	HealthONE	Large						637,827,000	637,335,000
	Rose Medical Center	HealthONE	Large						356,309,000	342,130,000
	Sky Ridge Medical Center	HealthONE	Large						538,838,000	526,620,000
	St. Anthony Hospital	Centura Health CHI	Large	353,899,753	385,843,392	413,256,855	426,006,882	420,944,799	425,351,186	424,590,983
	St. Anthony North Health Campus	Centura Health CHI	Large	134,031,611	130,987,752	158,576,032	170,964,599	170,682,815	201,682,094	215,809,114
	St. Joseph Hospital	SCL Health	Large	456,768,969	482,942,380	520,647,127	552,395,270	571,385,015	566,455,593	559,150,397
	Swedish Medical Center	HealthONE	Large						665,664,000	649,441,000
	The Medical Center of Aurora	HealthONE	Large						416,884,000	403,113,000
	UCHealth Highlands Ranch	UCHealth	Medium						391,650	102,647,132
	University of Colorado Hospital	UCHealth	Large	1,144,523,346	1,323,476,673	1,457,674,657	1,623,587,700	1,873,879,465	2,133,119,667	2,075,781,958
	HealthONE (system level)	HealthONE	Large	2,353,530,000	2,448,475,004	2,587,199,000	2,743,136,000	2,943,475,000		
	Total			7,225,265,833	7,812,898,803	8,310,647,330	8,879,255,270	9,565,159,195	9,797,216,533	9,851,725,872
East	Arkansas Valley Regional Medical Center		Small	30,607,453	24,203,940	26,624,319	25,026,769	21,065,328	35,606,456	32,809,756
	Colorado Plains Medical Center	LifePoint	Medium	56,522,287	58,740,233	61,842,999	56,676,998	54,566,999	42,142,338	39,173,641
	East Morgan County Hospital	Banner Health	Small	24,900,084	28,135,026	29,454,386	29,805,271	33,920,310	34,610,802	35,202,426
	Haxtun Hospital District		Small							10,217,365
	Heart of the Rockies Regional Medical Cen..		Small	43,651,402	50,644,811	59,501,482	64,971,681	76,203,308	81,499,094	84,147,477
	Keefe Memorial Health Service District		Small						241,467	6,039,402
	Kit Carson County Health Service District		Small	9,548,879	9,989,438	10,627,237	9,079,240	8,227,459		17,500,396
	Lincoln Community Hospital		Small							15,219,698
	Melissa Memorial Hospital		Small						16,398,430	17,331,476
	Mt. San Rafael Hospital		Small	23,523,361	29,697,759	29,537,285	30,145,060	33,500,834	32,755,464	32,927,020
	Prowers Medical Center		Small						32,581,873	32,880,095
	Rio Grande Hospital		Small	13,846,599	15,053,379	15,633,059	17,181,448	19,425,138	24,005,308	21,502,830
	San Luis Valley Health Conejos County Hos..	San Luis Valley	Small	9,250,501	10,591,555	9,415,022	9,345,986	11,434,562	10,357,061	11,525,282
	San Luis Valley Health Regional Medical Ce..	San Luis Valley	Medium	55,940,271	62,211,469	68,667,794	74,159,896	82,082,481	88,358,555	84,503,428
	Sedgwick County Health Center		Small	8,924,688	10,545,796	9,288,968	9,090,791	10,194,696	12,984,046	12,637,911
	Southeast Colorado Hospital District		Small	12,601,912	13,770,155	14,006,579	13,735,644	16,062,895	16,931,926	17,045,564
	Spanish Peaks Regional Health Center		Small						10,707,068	9,001,222
	St. Thomas More Hospital	Centura Health CHI	Small	51,870,837	59,788,961	64,434,795	69,106,665	67,520,713	72,485,334	81,550,415
	Sterling Regional MedCenter	Banner Health	Small	47,629,531	51,352,867	49,609,231	55,017,990	59,510,335	58,511,291	59,381,627
	Weisbrod Memorial County Hospital		Small	4,181,678	4,187,914	3,338,992	4,116,459	4,189,952	6,339,001	7,173,672
	Wray Community District Hospital		Small	10,302,845	15,002,623	14,444,356	17,994,063	19,766,924	21,376,928	22,446,138
	Total			403,302,328	443,915,926	466,426,504	485,453,961	517,671,934	597,892,443	650,216,841
Ft. Collins	Banner Fort Collins Medical Center	Banner Health	Small						46,913,152	39,783,557
	Estes Park Health		Small	28,689,415	33,240,525	30,949,206	34,334,366	48,449,293	48,337,071	51,195,969
	McKee Medical Center	Banner Health	Large	140,274,414	138,027,079	140,484,083	134,641,213	136,883,178	138,711,752	132,581,309
	Medical Center of the Rockies	UCHealth	Large	342,816,689	403,497,822	423,942,697	460,443,738	521,708,123	567,602,232	499,093,092
	Poudre Valley Hospital	UCHealth	Large	441,340,021	480,432,955	523,910,492	589,282,380	631,468,133	681,034,151	632,944,898
	Total			953,120,538	1,055,198,381	1,119,286,478	1,218,701,697	1,338,508,727	1,482,598,358	1,355,598,826
Grand Junction	Colorado Canyons Hospital and Medical Ce..		Small						57,214,704	50,018,272
	Community Hospital		Medium						179,830,784	204,760,930
	St. Mary's Hospital & Medical Center, Inc.	SCL Health	Large	395,536,168	418,323,586	423,714,539	425,196,577	428,590,754	405,279,696	427,207,345
	Total			395,536,168	418,323,586	423,714,539	425,196,577	428,590,754	642,325,184	681,986,547
Greeley	Longs Peak Hospital	UCHealth	Medium						91,398,871	116,783,181
	North Colorado Medical Center	Banner Health	Large	353,624,751	340,955,983	354,308,500	360,684,173	377,383,938	370,360,928	320,827,241
	UCHealth Greeley	UCHealth	Medium							94,729,604
	Total			353,624,751	340,955,983	354,308,500	360,684,173	377,383,938	461,759,799	532,340,027
Pueblo	Parkview Medical Center		Large	288,804,916	303,330,574	348,568,105	362,995,114	387,879,500	341,045,989	454,371,541
	St. Mary-Corwin Medical Center	Centura Health CHI	Large	164,713,092	169,263,751	179,041,094	187,369,251	165,843,641	125,111,845	125,688,562
	Total			453,518,008	472,594,325	527,609,199	550,364,365	553,723,141	466,157,834	580,060,103
West	Animas Surgical Hospital		Small						34,213,886	37,710,137
	Aspen Valley Hospital		Small						91,668,876	89,030,502
	Delta Health		Medium	63,836,093	68,450,891	68,352,193	74,692,783	81,284,772	83,963,812	80,181,502
	Grand River Hospital District		Small	36,930,608	43,125,627	44,214,126	45,372,384	47,946,323	52,798,591	50,307,567
	Gunnison Valley Health		Small	30,668,533	31,162,333	35,849,577	37,144,728	49,672,618	53,357,507	54,942,471
	Memorial Regional Health		Small							58,480,316
	Mercy Regional Medical Center	Centura Health CHI	Medium	152,034,949	177,157,227	202,484,136	226,270,518	245,940,984	240,987,586	245,358,934
	Montrose Memorial Hospital		Medium						118,371,509	116,354,406
	Pagosa Springs Medical Center		Small						29,384,192	32,035,042
	Pioneers Medical Center		Small	11,630,273	12,308,999	18,174,700	19,247,515	15,500,399	19,331,205	31,391,725
	Rangely District Hospital		Small	5,143,813	6,984,666	6,481,383	5,539,909	6,508,003	5,811,885	10,012,992
	Southwest Health System, Inc.		Small							55,286,034
	St. Anthony Summit Medical Center	Centura Health CHI	Medium	64,816,334	71,661,886	85,428,119	100,441,005	118,058,939	121,814,852	115,218,697
	St. Vincent General Hospital District		Small	8,650,285	4,732,863	5,206,970	5,757,218	7,001,543	7,676,839	11,549,241
	Vail Health Hospital		Medium	143,977,305	145,165,929	146,519,236	165,304,979	184,860,396	188,137,058	189,697,380
	Valley View Hospital		Medium	174,654,805	201,719,114	224,803,352	220,913,142	234,194,668	246,313,508	246,664,608
	Yampa Valley Medical Center	UCHealth	Medium						103,382,006	103,744,719
	Total			692,342,998	762,469,535	837,513,792	900,684,181	990,968,645	1,397,213,311	1,527,966,273
Grand Total				12,113,278,217	13,102,917,166	14,021,025,454	14,949,712,728	16,077,250,181	17,550,179,083	18,015,124,904

Total Discharges

DOI Region	Hospital Name	System	Peer Group	2014	2015	2016	2017	2018	2019	2020
Boulder	Avista Adventist Hospital	Centura Health Adventist	Large	4,118	4,151	4,225	4,271	4,616	4,659	4,203
	Boulder Community Health		Large	8,034	8,470	8,309	7,985	7,792	7,819	7,295
	Good Samaritan Medical Center	SCL Health	Large	12,414	12,445	13,282	12,880	12,413	11,796	11,237
	Longmont United Hospital	Centura Health CHI	Large			6,942	6,616	5,014	4,423	3,824
	Total			24,566	25,066	32,758	31,752	29,835	28,697	26,559
Colorado Springs	Children's Hospital Colorado Springs	Childrens	Large						1,869	2,975
	Grandview Hospital	UCHealth	Small				147	304	915	886
	Memorial Hospital Central	UCHealth	Large	19,261	24,619	26,480	27,497	28,195	27,110	23,844
	Penrose-St. Francis Health Services	Centura Health CHI	Large	22,735	23,009	23,102	24,343	24,801	25,430	24,398
	Pikes Peak Regional Hospital	UCHealth	Small					385	350	346
	Total			41,996	47,628	49,582	51,987	53,685	55,674	52,449
Denver	Broomfield Hospital	UCHealth	Medium			2	126	126	292	805
	Castle Rock Adventist Hospital	Centura Health Adventist	Medium	1,727	2,542	2,606	2,899	3,364	3,577	3,284
	Children's Hospital Colorado	Childrens	Large	19,123	17,547	15,062	15,415	15,214	15,060	12,593
	Denver Health Medical Center		Large	20,626	20,880	21,205	20,943	20,963	19,373	18,935
	Littleton Adventist Hospital	Centura Health Adventist	Large	9,192	9,544	9,265	9,202	9,900	10,061	8,714
	Lutheran Medical Center	SCL Health	Large	15,157	15,361	15,983	15,749	15,115	14,805	13,613
	National Jewish Health		Medium	71	61	37	37	49	50	73
	North Suburban Medical Center	HealthONE	Large	6,704	7,098	7,717	7,691	7,708	7,849	7,508
	OrthoColorado Hospital	Centura Health CHI	Medium	2,189	2,313	2,774	2,942	3,062	2,881	2,195
	Parker Adventist Hospital	Centura Health Adventist	Large	6,890	7,392	7,823	7,634	8,218	8,231	7,678
	Platte Valley Medical Center	SCL Health	Large	3,085	2,984	3,301	3,439	3,176	3,111	2,989
	Porter Adventist Hospital	Centura Health Adventist	Large	9,608	9,967	10,026	9,929	9,924	8,846	7,035
	Presbyterian/St. Luke's Medical Center	HealthONE	Large	11,048	10,661	11,157	10,919	11,280	12,087	10,032
	Rose Medical Center	HealthONE	Large	12,155	11,631	11,024	11,323	11,462	11,083	11,041
	Sky Ridge Medical Center	HealthONE	Large	13,522	14,971	16,029	17,020	16,373	16,163	14,718
	St. Anthony Hospital	Centura Health CHI	Large	10,708	11,781	11,757	11,749	11,875	12,205	11,622
	St. Anthony North Health Campus	Centura Health CHI	Large	5,792	5,329	5,770	5,584	5,525	5,996	5,862
	St. Joseph Hospital	SCL Health	Large	17,839	18,600	19,547	19,909	19,332	19,226	16,657
	Swedish Medical Center	HealthONE	Large	20,401	19,829	19,476	19,242	20,146	20,033	19,613
	The Medical Center of Aurora	HealthONE	Large	14,953	14,940	15,327	16,456	16,842	16,344	16,330
	UCHealth Highlands Ranch	UCHealth	Medium						56	346
	University of Colorado Hospital	UCHealth	Large	28,620	30,381	31,458	31,599	31,842	32,320	31,738
	Total			229,410	233,812	237,346	239,807	241,496	239,649	223,381
East	Arkansas Valley Regional Medical Center		Small	1,798	1,999	1,533	1,589	1,310	1,103	885
	Colorado Plains Medical Center	LifePoint	Medium	1,668	1,595	1,393	1,283	1,106	1,058	977
	East Morgan County Hospital	Banner Health	Small	469	412	409	376	464	499	529
	Haxtun Hospital District		Small		92	107	78	110		147
	Heart of the Rockies Regional Medical Cen..		Small	1,081	1,088	1,058	1,090	1,073	1,089	932
	Keefe Memorial Health Service District		Small						72	103
	Kit Carson County Health Service District		Small	14,175	14,424	14,708	13,748	13,892		254
	Lincoln Community Hospital		Small						250	233
	Melissa Memorial Hospital		Small	181	240	122		239	231	302
	Mt. San Rafael Hospital		Small	776	672	636	679	600	543	602
	Prowers Medical Center		Small						1,524	569
	Rio Grande Hospital		Small	479	476	487	561	590	648	534
	San Luis Valley Health Conejos County Hos..	San Luis Valley	Small	134	130	138	123	156	161	213
	San Luis Valley Health Regional Medical Ce..	San Luis Valley	Medium	2,421	2,378	2,402	2,323	2,388	2,384	2,214
	Sedgwick County Health Center		Small	158	175	152	137	185	232	196
	Southeast Colorado Hospital District		Small	258	262	265	272	312	271	425
	Spanish Peaks Regional Health Center		Small				203	240	277	224
	St. Thomas More Hospital	Centura Health CHI	Small	1,731	1,839	1,767	1,821	1,854	1,774	1,657
	Sterling Regional MedCenter	Banner Health	Small	1,115	1,228	1,086	1,034	1,106	1,016	1,009
	Weisbrod Memorial County Hospital		Small	82	67	48	45	52	84	55
	Wray Community District Hospital		Small	343	342	347	384	398	526	428
	Total			26,869	27,419	26,658	25,746	26,075	13,742	12,488
Ft. Collins	Banner Fort Collins Medical Center	Banner Health	Small			818	1,080	1,209	1,327	1,026
	Estes Park Health		Small	415	397	371	403	994	994	704
	McKee Medical Center	Banner Health	Large	4,352	3,949	3,400	3,323	3,067	2,802	2,760
	Medical Center of the Rockies	UCHealth	Large	9,513	10,589	10,869	11,989	11,934	12,089	10,421
	Poudre Valley Hospital	UCHealth	Large	14,575	15,348	14,840	15,744	15,669	15,235	13,958
	Total			28,855	30,283	30,298	32,539	32,873	32,447	28,869
Grand Junction	Colorado Canyons Hospital and Medical Ce..		Small			535	480	454	574	504
	Community Hospital		Medium						3,136	1,806
	St. Mary's Hospital & Medical Center, Inc.	SCL Health	Large	12,600	12,731	13,103	12,909	12,767	12,597	11,185
	Total			12,600	12,731	13,638	13,389	13,221	16,307	13,495
Greeley	Longs Peak Hospital	UCHealth	Medium					2,012	2,736	346
	North Colorado Medical Center	Banner Health	Large	11,963	10,822	10,283	10,726	10,399	9,686	8,612
	UCHealth Greeley	UCHealth	Medium							3,013
	Total			11,963	10,822	10,283	10,726	12,411	12,422	11,971
Pueblo	Parkview Medical Center		Large	14,459	15,673	15,774	15,630	15,382	16,954	16,910
	St. Mary-Corwin Medical Center	Centura Health CHI	Large	5,895	6,081	6,060	6,381	5,219	2,028	1,711
	Total			20,354	21,754	21,834	22,011	20,601	18,982	18,621
West	Animas Surgical Hospital		Small						24,101	625
	Aspen Valley Hospital		Small						744	842
	Delta Health		Medium	1,820	1,763	1,561	1,649	1,590	1,436	1,350
	Grand River Hospital District		Small	503	506	514	587	599	599	628
	Gunnison Valley Health		Small	576	554	564	527	510	600	499
	Memorial Regional Health		Small							550
	Mercy Regional Medical Center	Centura Health CHI	Medium	4,180	4,281	4,365	4,274	4,194	4,290	4,171
	Montrose Memorial Hospital		Medium						3,040	2,455
	Pagosa Springs Medical Center		Small						375	286
	Pioneers Medical Center		Small	199	216	300	267	473	509	622
	Rangely District Hospital		Small	76	59	55	70	58		104
	Southwest Health System, Inc.		Small							915
	St. Anthony Summit Medical Center	Centura Health CHI	Medium	1,176	1,251	1,200	1,313	1,436	1,294	1,299
	St. Vincent General Hospital District		Small	69	6	2	54	165	130	139
	Vail Health Hospital		Medium	1,905	1,811	1,847	2,075	2,144	1,965	1,593
	Valley View Hospital		Medium	2,796	2,941	3,011	2,907	2,903	2,931	2,831
	Yampa Valley Medical Center	UCHealth	Medium			1,447	1,421	1,020	1,273	1,168
	Total			13,300	13,388	14,866	15,144	15,092	43,287	20,077
Grand Total				409,913	422,903	437,263	443,101	445,289	461,207	407,910

Total Outpatient Visits

DOI Region	Hospital Name	System	Peer Group	2014	2015	2016	2017	2018	2019	2020
Boulder	Avista Adventist Hospital	Centura Health Adventist	Large	78,137	89,995	100,724	111,312	117,284	122,498	113,054
	Boulder Community Health		Large	412,684	414,290	418,568	425,255	443,163	445,461	404,278
	Good Samaritan Medical Center	SCL Health	Large	97,392	98,338	91,766	94,176	93,678	85,439	71,544
	Longmont United Hospital	Centura Health CHI	Large			182,685	162,492	141,531	130,505	94,736
	Total			588,213	602,623	793,743	793,235	795,656	783,903	683,612
Colorado Springs	Children's Hospital Colorado Springs	Childrens	Large						16,971	29,903
	Grandview Hospital	UCHealth	Small			11,796	28,403	45,287	12,472	12,298
	Memorial Hospital Central	UCHealth	Large	566,737	612,399	652,770	771,494	919,667	487,912	474,139
	Penrose-St. Francis Health Services	Centura Health CHI	Large	284,350	341,162	440,614	459,916	515,791	633,746	619,488
	Pikes Peak Regional Hospital	UCHealth	Small					16,936	16,468	17,760
	Total			851,087	953,561	1,105,180	1,259,813	1,497,681	1,167,569	1,153,588
Denver	Broomfield Hospital	UCHealth	Medium			26,873	56,056	57,194	10,030	7,791
	Castle Rock Adventist Hospital	Centura Health Adventist	Medium	45,929	77,241	76,117	90,787	111,310	121,591	114,963
	Children's Hospital Colorado	Childrens	Large	685,661	715,208	715,525	748,014	756,607	772,979	670,556
	Denver Health Medical Center		Large	573,003	640,848	711,327	730,589	886,614	915,041	889,841
	Littleton Adventist Hospital	Centura Health Adventist	Large	146,330	150,115	153,396	154,594	144,974	158,078	209,435
	Lutheran Medical Center	SCL Health	Large	195,026	174,632	173,560	173,406	181,471	177,544	107,398
	National Jewish Health		Medium	76,229	79,726	100,546	99,276	98,614	100,698	95,024
	North Suburban Medical Center	HealthONE	Large	100,476	101,591	94,436	89,930	87,988	81,410	61,607
	OrthoColorado Hospital	Centura Health CHI	Medium	4,845	3,965	4,050	10,679	12,082	12,603	13,079
	Parker Adventist Hospital	Centura Health Adventist	Large	153,079	178,202	187,604	227,847	252,634	254,281	276,342
	Platte Valley Medical Center	SCL Health	Large	80,721	84,386	80,141	79,513	87,608	97,204	91,697
	Porter Adventist Hospital	Centura Health Adventist	Large	142,864	152,931	159,566	188,639	187,239	181,720	175,523
	Presbyterian/St. Luke's Medical Center	HealthONE	Large	101,788	103,925	103,839	99,618	98,439	94,479	86,508
	Rose Medical Center	HealthONE	Large	104,007	106,481	105,738	112,304	107,893	94,260	83,608
	Sky Ridge Medical Center	HealthONE	Large	88,211	93,934	94,024	96,464	100,103	104,924	93,368
	St. Anthony Hospital	Centura Health CHI	Large	146,444	183,874	222,928	288,486	276,896	288,417	288,465
	St. Anthony North Health Campus	Centura Health CHI	Large	156,262	165,755	180,785	221,059	214,842	232,757	232,493
	St. Joseph Hospital	SCL Health	Large	149,597	143,795	133,719	132,343	128,337	150,349	135,474
	Swedish Medical Center	HealthONE	Large	123,211	129,549	152,044	151,242	149,913	149,319	111,768
	The Medical Center of Aurora	HealthONE	Large	140,991	141,795	133,978	135,495	139,306	142,851	114,537
	UCHealth Highlands Ranch	UCHealth	Medium						386	17,760
	University of Colorado Hospital	UCHealth	Large	953,588	1,028,690	1,134,446	1,246,162	1,372,227	1,503,376	1,388,623
	Total			4,168,262	4,456,643	4,744,642	5,132,503	5,452,291	5,644,297	5,265,860
East	Arkansas Valley Regional Medical Center		Small	39,485	44,054	43,962	43,030	36,880	38,184	34,723
	Colorado Plains Medical Center	LifePoint	Medium	100,203	106,262	105,464	90,391	90,342	43,856	35,127
	East Morgan County Hospital	Banner Health	Small	78,655	80,014	78,897	85,598	96,356	102,010	79,356
	Haxtun Hospital District		Small		24,961	28,931	28,342	31,752		47,381
	Heart of the Rockies Regional Medical Cen..		Small	54,606	66,366	77,547	85,866	92,729	103,507	115,753
	Keefe Memorial Health Service District		Small						770	3,691
	Kit Carson County Health Service District		Small							13,917
	Lincoln Community Hospital		Small							13,956
	Melissa Memorial Hospital		Small	11,078	12,236	13,007		22,934	13,498	1,069
	Mt. San Rafael Hospital		Small	39,941	37,866	37,114	40,014	40,739	42,553	39,027
	Prowers Medical Center		Small						12,895	14,593
	Rio Grande Hospital		Small	42,485	44,293	48,435	51,055	50,743	56,520	49,508
	San Luis Valley Health Conejos County Hos..	San Luis Valley	Small	19,062	22,415	8,200	7,990	7,978	7,839	7,149
	San Luis Valley Health Regional Medical Ce..	San Luis Valley	Medium	49,954	62,121	118,967	132,912	134,328	143,995	133,067
	Sedgwick County Health Center		Small	7,302	7,536	7,398	7,186	6,322	6,191	6,864
	Southeast Colorado Hospital District		Small	42,912	42,239	46,386	40,771	46,165	46,116	39,246
	Spanish Peaks Regional Health Center		Small				16,765	17,729	17,430	14,199
	St. Thomas More Hospital	Centura Health CHI	Small	72,341	91,143	102,273	105,091	107,249	113,330	103,646
	Sterling Regional MedCenter	Banner Health	Small	115,733	82,400	93,602	143,392	117,005	119,205	98,535
	Weisbrod Memorial County Hospital		Small	8,490	8,048	7,195	6,391	8,297	10,096	11,647
	Wray Community District Hospital		Small	9,773	9,346	11,804	8,809	9,082	10,271	14,279
	Total			692,020	741,300	829,182	893,603	916,630	888,266	876,733
Ft. Collins	Banner Fort Collins Medical Center	Banner Health	Small			39,603	42,430	44,537	50,563	44,322
	Estes Park Health		Small						123,843	70,336
	McKee Medical Center	Banner Health	Large	218,576	224,147	213,848	211,220	193,545	210,085	172,183
	Medical Center of the Rockies	UCHealth	Large	74,461	85,787	88,275	95,663	105,919	93,692	97,192
	Poudre Valley Hospital	UCHealth	Large	283,008	301,566	316,993	355,818	366,278	379,705	358,483
	Total			576,046	611,500	658,719	705,131	710,279	857,888	742,516
Grand Junction	Colorado Canyons Hospital and Medical Ce..		Small		52,247	52,971	63,505	66,313	37,087	22,405
	Community Hospital		Medium						502,343	497,536
	St. Mary's Hospital & Medical Center, Inc.	SCL Health	Large	199,336	191,747	187,582	190,099	189,783	185,434	172,668
	Total			199,336	243,994	240,553	253,604	256,096	724,864	692,609
Greeley	Longs Peak Hospital	UCHealth	Medium					15,953	29,585	17,760
	North Colorado Medical Center	Banner Health	Large	484,854	487,328	495,112	449,356	426,854	426,854	297,779
	UCHealth Greeley	UCHealth	Medium	18,746	24,159	26,827	28,147	28,687		65,268
	Total			503,600	511,487	521,939	477,503	471,494	456,439	380,807
Pueblo	Parkview Medical Center		Large	208,835	222,616	227,662	232,084	236,736	268,097	241,922
	St. Mary-Corwin Medical Center	Centura Health CHI	Large	209,229	213,979	212,091	228,919	211,212	156,716	139,705
	Total			418,064	436,595	439,753	461,003	447,948	424,813	381,627
West	Animas Surgical Hospital		Small						20,279	20,169
	Aspen Valley Hospital		Small						47,348	54,164
	Delta Health		Medium	100,099	106,532	110,306	115,013	120,097	103,920	82,076
	Grand River Hospital District		Small	42,955	46,542	50,772	53,483	51,875	8,582	0
	Gunnison Valley Health		Small	39,779	42,186	46,701	48,290	54,506	55,207	57,374
	Memorial Regional Health		Small							8,619
	Mercy Regional Medical Center	Centura Health CHI	Medium	204,899	251,781	288,594	293,868	307,059	298,774	296,128
	Montrose Memorial Hospital		Medium						154,912	133,852
	Pagosa Springs Medical Center		Small						66,546	119,252
	Pioneers Medical Center		Small	13,389	11,718	14,260	13,272	12,448	18,465	11,750
	Rangely District Hospital		Small	14,331	14,525	15,765	14,659	11,329		15,124
	Southwest Health System, Inc.		Small							52,750
	St. Anthony Summit Medical Center	Centura Health CHI	Medium	33,763	37,449	91,646	108,010	109,461	107,374	94,557
	St. Vincent General Hospital District		Small	6,938	5,383	5,128	5,508	6,190	7,858	5,673
	Vail Health Hospital		Medium	129,021	130,491	133,284	123,138	121,300	131,478	122,800
	Valley View Hospital		Medium	222,160	239,642	278,618	282,272	299,734	309,020	302,132
	Yampa Valley Medical Center	UCHealth	Medium			68,484	65,775	53,020	74,915	73,326
	Total			807,334	886,249	1,103,558	1,123,288	1,147,019	1,404,678	1,449,746
Grand Total				8,803,962	9,443,952	10,437,269	11,099,683	11,695,094	12,352,717	11,627,099

Total Gross Charges -Total

DOI Region	Hospital Name	System	Peer Group	2014	2015	2016	2017	2018	2019	2020
Boulder	Avista Adventist Hospital	Centura Health Adventist	Large	319,821,717	340,438,823	383,457,587	403,491,521	484,882,304	625,015,467	603,330,969
	Boulder Community Health		Large	1,128,426,649	1,253,982,704	1,402,741,958	1,527,213,594	1,583,646,441	1,687,959,423	1,662,032,777
	Good Samaritan Medical Center	SCL Health	Large	1,184,413,576	1,252,386,648	1,337,348,020	1,455,246,713	1,491,696,083	1,474,869,482	1,457,600,436
	Longmont United Hospital	Centura Health CHI	Large			578,662,153	640,358,356	635,260,370	640,938,426	600,049,006
	Total			2,632,661,942	2,846,808,175	3,702,209,718	4,026,310,185	4,195,485,198	4,428,782,798	4,323,013,188
Colorado Springs	Children's Hospital Colorado Springs	Childrens	Large						276,463,910	529,153,459
	Grandview Hospital	UCHealth	Small					125,898,781	150,909,270	176,312,801
	Memorial Hospital Central	UCHealth	Large	2,047,467,633	2,187,854,938	2,607,154,642	3,051,971,728	3,658,383,769	4,079,634,762	4,117,390,335
	Penrose-St. Francis Health Services	Centura Health CHI	Large	2,018,391,988	2,280,402,729	2,487,917,748	2,754,468,195	3,085,541,388	3,463,257,879	3,677,163,065
	Pikes Peak Regional Hospital	UCHealth	Small					11,218,588	49,597,589	58,241,293
	Total			4,065,859,621	4,468,257,667	5,095,072,390	5,806,439,923	6,881,042,526	8,019,863,410	8,558,260,953
Denver	Broomfield Hospital	UCHealth	Medium					146,491,651	88,157,838	136,831,680
	Castle Rock Adventist Hospital	Centura Health Adventist	Medium	201,958,512	273,153,417	298,154,395	376,625,398	453,070,222	501,413,301	504,774,390
	Children's Hospital Colorado	Childrens	Large	2,177,945,044	2,227,178,563	2,289,318,626	2,506,512,977	2,827,003,615	3,004,329,297	2,915,343,625
	Denver Health Medical Center		Large	1,878,875,785	2,058,906,272	2,113,879,042	2,282,875,125	2,423,198,236	2,668,611,242	2,706,534,628
	Littleton Adventist Hospital	Centura Health Adventist	Large	1,088,237,918	1,157,788,664	1,218,937,634	1,292,346,831	1,384,605,822	1,492,776,228	1,405,411,826
	Lutheran Medical Center	SCL Health	Large	1,315,760,591	1,369,368,564	1,550,494,476	1,714,484,500	1,766,450,410	1,812,325,140	1,777,667,743
	National Jewish Health		Medium	145,299,706	161,894,748	219,803,939	230,239,322	237,858,324	254,723,758	262,695,141
	North Suburban Medical Center	HealthONE	Large						1,814,526,000	1,924,487,000
	OrthoColorado Hospital	Centura Health CHI	Medium	206,948,936	236,015,852	310,018,755	322,052,730	356,330,563	372,379,031	378,914,175
	Parker Adventist Hospital	Centura Health Adventist	Large	789,201,481	934,038,779	1,066,073,532	1,135,305,596	1,238,608,738	1,299,144,127	1,362,854,779
	Platte Valley Medical Center	SCL Health	Large	263,531,562	255,531,040	296,287,657	331,141,208	348,420,303	373,933,706	394,516,991
	Porter Adventist Hospital	Centura Health Adventist	Large	1,161,980,435	1,336,669,955	1,365,036,820	1,408,850,838	1,418,000,282	1,405,565,208	1,292,778,339
	Presbyterian/St. Luke's Medical Center	HealthONE	Large						3,550,513,000	3,590,015,000
	Rose Medical Center	HealthONE	Large						2,400,168,000	2,352,677,000
	Sky Ridge Medical Center	HealthONE	Large						3,756,462,000	3,942,927,000
	St. Anthony Hospital	Centura Health CHI	Large	1,567,043,281	1,737,952,615	1,839,044,182	1,896,059,640	1,889,690,082	1,999,068,667	2,092,032,253
	St. Anthony North Health Campus	Centura Health CHI	Large	616,788,909	607,536,033	657,644,176	691,875,239	779,237,632	946,286,501	1,028,019,798
	St. Joseph Hospital	SCL Health	Large	1,893,332,127	2,060,242,353	2,222,748,651	2,460,666,697	2,515,305,192	2,721,733,518	2,579,424,539
	Swedish Medical Center	HealthONE	Large						4,764,992,000	4,956,273,000
	The Medical Center of Aurora	HealthONE	Large						3,220,604,000	3,240,288,000
	UCHealth Highlands Ranch	UCHealth	Medium						4,661,200	435,750,059
	University of Colorado Hospital	UCHealth	Large	4,504,008,608	5,129,785,441	5,811,795,699	6,610,543,946	7,834,571,348	8,959,463,803	9,182,863,455
	HealthONE (system level)	HealthONE	Large	12,167,444,000	13,601,962,004	15,465,377,000	17,406,228,000	19,623,101,000		
	Total			29,978,356,896	33,148,024,299	36,724,614,583	40,665,808,046	45,241,943,420	47,411,837,564	48,463,080,421
East	Arkansas Valley Regional Medical Center		Small	77,304,194	73,930,153	84,243,105	84,196,160	82,421,510	83,540,828	79,415,637
	Colorado Plains Medical Center	LifePoint	Medium	132,312,579	136,042,749	148,404,999	151,083,998	147,358,999	132,378,424	108,637,472
	East Morgan County Hospital	Banner Health	Small	43,851,716	46,349,106	49,154,162	54,652,472	59,022,267	58,297,915	55,381,179
	Haxtun Hospital District		Small		8,065,804	8,104,016	9,706,990	10,121,474		11,702,158
	Heart of the Rockies Regional Medical Cen..		Small	83,451,110	96,459,535	111,650,725	131,223,787	150,798,451	163,073,187	167,924,615
	Keefe Memorial Health Service District		Small						7,419,627	8,538,165
	Kit Carson County Health Service District		Small	17,219,926	17,799,890	17,078,746	16,108,148	16,466,820		29,252,620
	Lincoln Community Hospital		Small						28,642,800	25,141,382
	Melissa Memorial Hospital		Small	12,463,192	13,450,080	14,436,812		24,180,240	25,525,989	27,415,958
	Mt. San Rafael Hospital		Small	61,939,841	65,949,832	68,052,686	75,676,459	80,853,023	81,660,215	70,205,304
	Prowers Medical Center		Small						49,403,428	46,405,032
	Rio Grande Hospital		Small	24,589,117	26,522,389	29,291,044	31,277,104	35,896,524	42,376,537	39,770,237
	San Luis Valley Health Conejos County Hos..	San Luis Valley	Small	12,810,553	15,375,762	13,851,251	13,954,372	15,859,402	17,090,946	18,539,853
	San Luis Valley Health Regional Medical Ce..	San Luis Valley	Medium	130,192,382	152,364,725	162,171,132	178,016,284	192,353,384	205,730,442	203,504,357
	Sedgwick County Health Center		Small	14,058,382	15,078,933	14,925,716	15,477,526	16,236,548	18,802,141	18,654,738
	Southeast Colorado Hospital District		Small	19,679,442	20,620,200	21,311,839	20,456,090	22,441,095	23,865,505	23,948,359
	Spanish Peaks Regional Health Center		Small				19,911,898	22,383,168	22,594,200	18,076,173
	St. Thomas More Hospital	Centura Health CHI	Small	140,277,021	172,693,921	188,684,720	210,428,016	216,058,953	234,537,633	229,466,106
	Sterling Regional MedCenter	Banner Health	Small	90,726,680	96,290,655	101,135,333	113,154,490	119,469,067	120,259,382	124,983,179
	Weisbrod Memorial County Hospital		Small	5,020,517	4,830,178	4,420,535	4,878,120	5,134,407	6,914,932	7,166,859
	Wray Community District Hospital		Small	15,399,112	19,714,225	20,965,006	27,084,583	30,865,432	36,187,776	34,407,253
	Total			881,295,764	981,538,137	1,057,881,827	1,157,286,497	1,247,920,764	1,358,301,907	1,348,536,637
Ft. Collins	Banner Fort Collins Medical Center	Banner Health	Small			71,774,105	83,195,834	95,105,801	108,728,080	101,861,697
	Estes Park Health		Small	53,213,419	60,925,781	62,718,134	71,244,906	90,001,168	91,195,538	84,289,800
	McKee Medical Center	Banner Health	Large	348,476,247	363,004,207	361,343,711	371,913,135	382,255,428	401,904,555	377,427,723
	Medical Center of the Rockies	UCHealth	Large	869,554,461	997,281,519	1,093,317,550	1,240,804,026	1,424,626,583	1,632,957,032	1,534,627,698
	Poudre Valley Hospital	UCHealth	Large	1,053,658,386	1,173,930,030	1,304,984,712	1,573,342,917	1,705,651,321	1,837,750,088	1,822,151,612
	Total			2,324,902,513	2,595,141,537	2,894,138,212	3,340,500,818	3,697,640,301	4,072,535,293	3,920,358,529
Grand Junction	Colorado Canyons Hospital and Medical Ce..		Small		66,439,529	68,506,085	75,885,538	82,575,498	106,376,775	113,467,505
	Community Hospital		Medium						535,454,708	698,147,873
	St. Mary's Hospital & Medical Center, Inc.	SCL Health	Large	1,023,956,931	1,066,596,801	1,119,850,092	1,202,409,737	1,267,746,939	1,320,127,071	1,314,645,229
	Total			1,023,956,931	1,133,036,330	1,188,356,177	1,278,295,275	1,350,322,437	1,961,958,554	2,126,260,607
Greeley	Longs Peak Hospital	UCHealth	Medium					206,001,667	385,221,558	488,512,539
	North Colorado Medical Center	Banner Health	Large	966,593,802	1,007,141,780	1,053,924,570	1,106,255,656	1,129,073,114	1,158,933,058	1,007,554,559
	UCHealth Greeley	UCHealth	Medium							366,066,087
	Total			966,593,802	1,007,141,780	1,053,924,570	1,106,255,656	1,335,074,781	1,544,154,616	1,862,133,185
Pueblo	Parkview Medical Center		Large	1,383,685,372	1,477,173,824	1,711,700,700	1,887,459,947	2,091,592,831	2,276,650,767	2,398,040,893
	St. Mary-Corwin Medical Center	Centura Health CHI	Large	710,768,952	757,631,004	829,523,220	887,666,942	858,513,104	679,774,373	611,930,088
	Total			2,094,454,324	2,234,804,828	2,541,223,920	2,775,126,889	2,950,105,935	2,956,425,140	3,009,970,981
West	Animas Surgical Hospital		Small						119,766,690	123,189,634
	Aspen Valley Hospital		Small						139,410,479	127,536,659
	Delta Health		Medium	137,456,457	150,697,587	160,048,238	176,892,735	191,841,739	206,652,324	198,535,707
	Grand River Hospital District		Small	73,593,278	80,858,517	89,906,697	101,786,090	104,107,403	114,108,102	109,292,605
	Gunnison Valley Health		Small	49,235,746	52,590,107	62,872,599	69,139,605	87,809,605	97,201,230	95,734,682
	Memorial Regional Health		Small							106,165,767
	Mercy Regional Medical Center	Centura Health CHI	Medium	367,634,229	443,338,189	501,649,958	599,741,312	691,771,966	733,119,898	740,994,170
	Montrose Memorial Hospital		Medium						327,760,499	340,092,502
	Pagosa Springs Medical Center		Small						61,769,257	61,835,601
	Pioneers Medical Center		Small	15,507,610	16,608,279	24,343,953	24,245,770	18,736,047	30,479,899	44,671,309
	Rangely District Hospital		Small	7,587,049	8,765,885	9,001,937	8,136,842	8,112,804		8,314,710
	Southwest Health System, Inc.		Small							121,130,035
	St. Anthony Summit Medical Center	Centura Health CHI	Medium	134,540,810	150,759,184	177,855,435	213,719,749	269,840,434	293,822,829	275,495,374
	St. Vincent General Hospital District		Small	14,589,069	8,697,819	9,593,592	11,563,770	12,857,350	13,989,970	14,841,656
	Vail Health Hospital		Medium	239,718,782	241,307,998	243,023,162	262,215,325	291,971,956	329,124,618	342,847,364
	Valley View Hospital		Medium	311,877,780	374,144,502	449,313,341	450,366,973	463,047,824	511,464,280	508,351,563
	Yampa Valley Medical Center	UCHealth	Medium					121,014,412	164,614,460	174,327,400
	Total			1,351,740,810	1,527,768,068	1,727,608,911	1,917,808,171	2,261,111,540	3,143,284,535	3,393,356,738
Grand Total				45,319,822,602	49,942,520,821	55,985,030,309	62,073,831,459	69,160,646,901	74,897,143,817	77,004,971,238

Total Gross Charges -Commercial

DOI Region	Hospital Name	System	Peer Group	2014	2015	2016	2017	2018	2019	2020
Boulder	Avista Adventist Hospital	Centura Health Adventist	Large	180,191,846	181,604,276	203,369,370	198,846,155	228,620,929	279,007,078	264,366,024
	Boulder Community Health		Large	540,136,397	552,762,647	642,731,859	664,978,551	693,289,177	690,374,169	643,336,999
	Good Samaritan Medical Center	SCL Health	Large	508,970,082	526,978,968	544,283,522	586,060,412	580,457,645	564,877,213	538,591,489
	Longmont United Hospital	Centura Health CHI	Large			578,662,153	328,100,554	188,050,381	182,930,051	165,474,596
	Total			1,229,298,325	1,261,345,891	1,969,046,904	1,777,985,672	1,690,418,131	1,717,188,512	1,611,769,108
Colorado Springs	Children's Hospital Colorado Springs	Childrens	Large						76,659,677	153,259,411
	Grandview Hospital	UCHealth	Small					34,394,541	43,654,255	52,904,185
	Memorial Hospital Central	UCHealth	Large	488,181,735	505,616,281	607,888,891	723,786,674	874,403,266	992,667,600	995,909,572
	Penrose-St. Francis Health Services	Centura Health CHI	Large	754,409,577	826,784,859	928,507,352	994,176,914	1,039,847,241	896,091,343	1,220,870,488
	Pikes Peak Regional Hospital	UCHealth	Small					2,607,319	11,169,699	14,444,685
	Total			1,242,591,312	1,332,401,140	1,536,396,243	1,717,963,588	1,951,252,367	2,020,242,573	2,437,388,341
Denver	Broomfield Hospital	UCHealth	Medium					55,512,710	35,947,198	58,812,673
	Castle Rock Adventist Hospital	Centura Health Adventist	Medium	104,226,327	139,800,608	148,519,371	176,271,708	214,322,242	222,080,402	216,251,904
	Children's Hospital Colorado	Childrens	Large	941,115,057	998,893,227	1,020,089,502	1,103,562,737	1,288,076,707	1,357,697,549	1,424,010,944
	Denver Health Medical Center		Large	406,943,288	431,530,906	462,849,768	527,796,553	577,767,296	443,191,994	450,961,022
	Littleton Adventist Hospital	Centura Health Adventist	Large	481,455,252	494,151,097	499,814,631	521,585,844	549,553,013	575,144,481	501,745,316
	Lutheran Medical Center	SCL Health	Large	370,854,471	330,036,198	385,422,673	434,610,427	446,071,831	489,105,518	468,088,664
	National Jewish Health		Medium	64,410,580	68,234,142	92,597,105	90,597,531	90,711,318	84,829,575	89,478,964
	North Suburban Medical Center	HealthONE	Large						381,878,000	369,495,000
	OrthoColorado Hospital	Centura Health CHI	Medium	112,230,959	132,388,842	163,825,202	157,661,350	173,879,698	170,031,573	172,553,042
	Parker Adventist Hospital	Centura Health Adventist	Large	427,419,981	490,088,236	537,696,370	548,999,973	591,989,099	570,732,116	566,962,271
	Platte Valley Medical Center	SCL Health	Large	85,580,476	82,006,562	92,510,412	100,786,989	104,794,101	122,827,296	125,630,987
	Porter Adventist Hospital	Centura Health Adventist	Large	448,125,296	517,775,446	507,813,865	492,276,954	492,632,792	467,291,977	419,268,973
	Presbyterian/St. Luke's Medical Center	HealthONE	Large						1,375,350,000	1,422,725,000
	Rose Medical Center	HealthONE	Large						850,716,000	846,076,000
	Sky Ridge Medical Center	HealthONE	Large						1,535,625,000	1,602,735,000
	St. Anthony Hospital	Centura Health CHI	Large	606,737,861	645,786,465	661,397,100	651,614,098	629,202,744	612,692,271	611,949,940
	St. Anthony North Health Campus	Centura Health CHI	Large	161,868,284	163,686,450	191,204,366	199,093,773	244,747,057	291,791,088	301,785,356
	St. Joseph Hospital	SCL Health	Large	755,016,433	786,895,104	839,256,225	931,483,598	945,451,062	1,012,869,840	952,606,610
	Swedish Medical Center	HealthONE	Large						1,414,380,000	1,417,202,000
	The Medical Center of Aurora	HealthONE	Large						766,179,000	731,885,000
	UCHealth Highlands Ranch	UCHealth	Medium						2,165,259	211,194,496
	University of Colorado Hospital	UCHealth	Large	1,506,547,295	1,759,978,095	1,955,222,345	2,237,233,093	2,677,469,082	3,113,556,203	3,132,919,601
	HealthONE (system level)	HealthONE	Large	4,936,162,000	5,226,518,002	5,954,603,000	6,483,569,000	7,201,311,000		
	Total			11,408,693,559	12,267,769,380	13,512,821,934	14,657,143,628	16,283,491,753	15,896,082,341	16,094,338,763
East	Arkansas Valley Regional Medical Center		Small	16,237,665	15,175,261	14,743,317	13,858,018	12,559,942	14,285,955	18,281,743
	Colorado Plains Medical Center	LifePoint	Medium	40,344,664	37,322,566	41,117,344	43,034,804	40,562,143	36,004,212	25,907,745
	East Morgan County Hospital	Banner Health	Small	8,134,306	7,770,971	10,097,276	11,114,435	13,857,839	16,090,028	14,563,298
	Haxtun Hospital District		Small		2,062,232	2,350,904	3,418,621	3,086,472		3,476,902
	Heart of the Rockies Regional Medical Cen..		Small	29,803,863	34,355,408	40,603,141	38,061,407	39,614,370	41,468,464	43,370,791
	Keefe Memorial Health Service District		Small						1,943,387	4,584,570
	Kit Carson County Health Service District		Small	5,637,514	5,784,614	4,735,408	4,410,099	4,664,921		8,352,690
	Lincoln Community Hospital		Small						4,939,147	7,148,665
	Melissa Memorial Hospital		Small	3,595,980	4,191,120	4,790,445		5,678,421	5,407,142	6,026,869
	Mt. San Rafael Hospital		Small	17,040,392	18,325,110	18,551,668	21,864,726	25,738,379	28,532,528	24,868,277
	Prowers Medical Center		Small						10,713,049	8,540,924
	Rio Grande Hospital		Small	5,170,074	5,421,072	5,853,522	7,000,063	8,268,921	12,263,488	11,838,624
	San Luis Valley Health Conejos County Hos..	San Luis Valley	Small	1,819,410	2,073,298	2,158,848	1,803,873	1,869,124	2,032,376	2,243,322
	San Luis Valley Health Regional Medical Ce..	San Luis Valley	Medium	32,212,662	35,472,830	36,271,393	38,937,896	38,624,189	42,417,922	42,532,411
	Sedgwick County Health Center		Small	3,024,525	3,636,133	3,908,297	3,440,727	3,448,737	3,788,523	4,006,780
	Southeast Colorado Hospital District		Small	2,475,647	2,740,061	2,369,266	2,579,785	2,392,737	3,899,683	2,394,369
	Spanish Peaks Regional Health Center		Small				3,345,979	3,999,447	2,871,914	2,159,318
	St. Thomas More Hospital	Centura Health CHI	Small	37,795,571	56,406,592	56,748,228	64,154,975	68,199,638	67,206,608	47,467,699
	Sterling Regional MedCenter	Banner Health	Small	13,583,140	25,990,567	21,519,072	23,777,967	23,233,546	27,948,778	30,375,670
	Weisbrod Memorial County Hospital		Small	869,637	897,665	638,555	659,389	962,901	1,633,507	1,783,630
	Wray Community District Hospital		Small	4,598,479	5,505,444	5,595,023	6,978,798	8,070,956	9,441,426	9,523,080
	Total			222,343,530	263,130,943	272,051,707	288,441,563	304,832,684	332,888,137	319,447,376
Ft. Collins	Banner Fort Collins Medical Center	Banner Health	Small			23,892,926	20,945,809	30,139,080	40,904,727	37,898,156
	Estes Park Health		Small	15,124,815	16,896,726	17,949,196	17,513,845	19,415,207	21,214,371	20,494,718
	McKee Medical Center	Banner Health	Large	82,852,820	91,480,032	84,975,157	80,945,727	77,308,444	117,760,019	107,007,137
	Medical Center of the Rockies	UCHealth	Large	276,167,098	322,573,723	337,280,460	364,241,448	431,101,758	483,112,564	440,357,044
	Poudre Valley Hospital	UCHealth	Large	367,117,056	384,573,660	426,191,126	491,402,885	535,372,341	574,413,897	545,669,882
	Total			741,261,790	815,524,141	890,288,866	975,049,715	1,093,336,830	1,237,405,578	1,151,426,937
Grand Junction	Colorado Canyons Hospital and Medical Ce..		Small			32,003,017	34,896,979	39,019,131	41,221,220	37,632,851
	Community Hospital		Medium						133,128,056	131,704,775
	St. Mary's Hospital & Medical Center, Inc.	SCL Health	Large	238,919,525	233,794,779	248,124,932	243,851,998	248,847,734	260,389,929	268,108,649
	Total			238,919,525	233,794,779	280,127,949	278,748,977	287,866,865	434,739,205	437,446,275
Greeley	Longs Peak Hospital	UCHealth	Medium					71,088,409	132,499,045	171,006,153
	North Colorado Medical Center	Banner Health	Large	114,631,375	180,997,866	124,644,663	103,325,233	93,912,317	284,725,054	245,488,629
	UCHealth Greeley	UCHealth	Medium							104,891,706
	Total			114,631,375	180,997,866	124,644,663	103,325,233	165,000,726	417,224,099	521,386,488
Pueblo	Parkview Medical Center		Large	503,272,488	527,086,113	612,383,044	675,329,383	792,887,340	429,135,537	469,629,168
	St. Mary-Corwin Medical Center	Centura Health CHI	Large	170,850,410	179,408,834	178,759,812	189,638,164	186,275,635	132,373,002	110,377,717
	Total			674,122,898	706,494,947	791,142,856	864,967,547	979,162,975	561,508,539	580,006,885
West	Animas Surgical Hospital		Small						38,625,261	40,461,624
	Aspen Valley Hospital		Small						71,623,771	68,698,138
	Delta Health		Medium	36,634,359	37,002,679	38,238,065	41,205,062	43,406,366	49,332,621	48,165,257
	Grand River Hospital District		Small	27,631,578	27,888,721	30,872,123	34,931,369	38,518,239	41,616,990	38,879,435
	Gunnison Valley Health		Small	25,432,347	25,573,203	31,042,682	31,736,750	37,520,479	45,194,130	46,413,718
	Memorial Regional Health		Small							2,385,886
	Mercy Regional Medical Center	Centura Health CHI	Medium	144,798,710	164,531,050	193,050,881	218,579,125	256,373,912	235,018,601	214,956,829
	Montrose Memorial Hospital		Medium						74,334,373	69,626,504
	Pagosa Springs Medical Center		Small						22,598,178	15,465,735
	Pioneers Medical Center		Small	5,849,936	3,611,906	5,002,098	4,144,809	6,590,101	12,503,779	0
	Rangely District Hospital		Small	2,502,307	2,983,771	3,211,598	2,380,053	2,828,132		2,284,827
	Southwest Health System, Inc.		Small							21,959,255
	St. Anthony Summit Medical Center	Centura Health CHI	Medium	84,451,988	93,241,280	106,843,840	128,096,406	162,565,199	164,508,181	149,574,255
	St. Vincent General Hospital District		Small	4,137,298	2,969,063	3,375,835	4,206,993	5,297,598	6,608,322	4,030,876
	Vail Health Hospital		Medium	153,532,542	148,455,209	149,425,078	148,299,858	154,234,984	172,945,573	166,336,644
	Valley View Hospital		Medium	162,306,726	172,075,539	203,482,607	198,587,916	201,645,935	196,372,138	192,418,217
	Yampa Valley Medical Center	UCHealth	Medium					55,917,974	74,044,557	75,925,921
	Total			647,277,792	678,332,420	764,544,807	812,168,341	964,898,919	1,205,326,475	1,157,583,121
Grand Total				16,519,140,106	17,739,791,507	20,141,065,928	21,475,794,263	23,720,261,250	23,822,605,459	24,310,793,294

Total Gross Charges -Medicare

DOI Region	Hospital Name	System	Peer Group	2014	2015	2016	2017	2018	2019	2020
Boulder	Avista Adventist Hospital	Centura Health Adventist	Large	83,271,103	93,146,939	105,180,586	111,215,986	146,400,202	214,230,250	211,962,228
	Boulder Community Health		Large	431,372,952	518,153,363	564,212,868	649,365,217	668,462,850	738,192,134	746,843,328
	Good Samaritan Medical Center	SCL Health	Large	530,326,277	557,544,966	610,389,188	668,640,294	694,206,143	717,355,306	715,549,811
	Longmont United Hospital	Centura Health CHI	Large			0	197,452,486	284,207,609	285,430,045	271,354,386
	Total			1,044,970,332	1,168,845,268	1,279,782,642	1,626,673,983	1,793,276,804	1,955,207,735	1,945,709,753
Colorado Springs	Children's Hospital Colorado Springs	Childrens	Large						101,161	192,962
	Grandview Hospital	UCHealth	Small					22,088,737	48,274,734	58,052,573
	Memorial Hospital Central	UCHealth	Large	749,196,216	788,470,439	911,069,129	1,060,168,165	1,291,024,151	1,479,981,558	1,597,550,535
	Penrose-St. Francis Health Services	Centura Health CHI	Large	926,237,733	1,041,390,310	1,115,569,743	1,243,447,083	1,475,977,213	1,688,232,159	1,453,911,285
	Pikes Peak Regional Hospital	UCHealth	Small					5,012,102	22,731,161	25,209,468
	Total			1,675,433,949	1,829,860,749	2,026,638,871	2,303,615,248	2,794,102,203	3,239,320,773	3,134,916,823
Denver	Broomfield Hospital	UCHealth	Medium					18,744,699	17,543,363	38,144,661
	Castle Rock Adventist Hospital	Centura Health Adventist	Medium	64,580,309	89,699,487	94,724,315	128,344,926	151,320,214	167,724,152	173,256,426
	Children's Hospital Colorado	Childrens	Large	11,119,303	13,618,048	15,542,505	6,791,071	10,371,909	8,749,941	8,787,561
	Denver Health Medical Center		Large	237,788,171	278,360,645	260,964,522	288,792,284	334,322,356	550,657,400	558,725,039
	Littleton Adventist Hospital	Centura Health Adventist	Large	465,529,559	511,442,720	554,588,276	591,887,775	653,272,052	701,841,873	699,374,479
	Lutheran Medical Center	SCL Health	Large	588,437,491	627,039,080	719,078,845	801,074,968	793,744,426	901,314,158	868,449,944
	National Jewish Health		Medium	55,100,332	62,078,046	86,449,830	98,485,859	107,318,428	120,901,842	126,025,396
	North Suburban Medical Center	HealthONE	Large						553,898,000	617,339,000
	OrthoColorado Hospital	Centura Health CHI	Medium	93,808,004	103,228,294	145,042,771	163,267,167	180,594,864	195,842,260	199,887,255
	Parker Adventist Hospital	Centura Health Adventist	Large	251,576,435	305,471,548	358,124,158	405,946,351	460,714,939	484,694,577	536,090,841
	Platte Valley Medical Center	SCL Health	Large	87,170,606	81,509,717	103,287,727	110,666,067	122,954,409	119,048,902	128,458,954
	Porter Adventist Hospital	Centura Health Adventist	Large	543,022,606	602,652,855	648,990,041	680,971,913	678,607,683	667,056,535	601,294,076
	Presbyterian/St. Luke's Medical Center	HealthONE	Large						854,871,000	855,588,000
	Rose Medical Center	HealthONE	Large						910,636,000	871,953,000
	Sky Ridge Medical Center	HealthONE	Large						1,612,628,000	1,670,207,000
	St. Anthony Hospital	Centura Health CHI	Large	649,992,195	709,777,073	746,373,084	797,008,523	816,360,495	921,799,860	984,957,518
	St. Anthony North Health Campus	Centura Health CHI	Large	258,794,708	244,582,568	242,851,336	261,151,062	305,035,333	369,875,770	415,066,854
	St. Joseph Hospital	SCL Health	Large	763,602,699	821,689,013	912,147,059	995,854,852	1,043,954,735	1,156,741,202	1,059,901,343
	Swedish Medical Center	HealthONE	Large						2,029,725,000	2,154,135,000
	The Medical Center of Aurora	HealthONE	Large						1,349,363,000	1,361,671,000
	UCHealth Highlands Ranch	UCHealth	Medium						1,345,096	157,862,889
	University of Colorado Hospital	UCHealth	Large	1,538,303,514	1,758,730,207	2,021,273,244	2,328,381,516	2,833,240,394	3,278,754,696	3,349,030,540
	HealthONE (system level)	HealthONE	Large	4,093,398,000	4,621,931,000	5,211,607,000	6,056,447,000	6,952,156,000		
	Total			9,702,223,933	10,831,810,301	12,121,044,712	13,715,071,333	15,462,712,935	16,975,012,626	17,436,206,776
East	Arkansas Valley Regional Medical Center		Small	34,205,423	30,675,066	36,374,610	36,347,823	35,566,132	34,132,805	29,136,869
	Colorado Plains Medical Center	LifePoint	Medium	44,963,720	48,691,568	51,612,957	53,546,864	52,070,734	49,776,664	39,928,346
	East Morgan County Hospital	Banner Health	Small	26,162,638	31,331,057	26,816,183	29,325,215	27,376,634	25,516,987	24,828,019
	Haxtun Hospital District		Small		4,100,331	3,579,716	4,054,840	4,469,377		5,398,100
	Heart of the Rockies Regional Medical Cen..		Small	36,716,527	42,031,424	48,926,926	70,294,782	85,965,591	88,976,181	91,593,234
	Keefe Memorial Health Service District		Small						3,593,482	2,831,049
	Kit Carson County Health Service District		Small	7,245,628	7,690,728	7,916,554	7,040,109	7,425,386		13,991,669
	Lincoln Community Hospital		Small						12,144,050	10,747,422
	Melissa Memorial Hospital		Small	6,394,722	6,620,076	6,851,781		14,217,747	12,891,243	14,860,938
	Mt. San Rafael Hospital		Small	24,970,511	26,023,383	25,378,075	28,540,688	30,712,501	30,994,133	24,272,137
	Prowers Medical Center		Small						19,813,882	18,523,202
	Rio Grande Hospital		Small	12,616,870	13,094,904	14,937,663	14,901,195	18,350,379	18,844,884	17,628,342
	San Luis Valley Health Conejos County Hos..	San Luis Valley	Small	5,616,523	6,628,547	6,252,607	6,623,978	7,556,509	8,703,346	9,251,385
	San Luis Valley Health Regional Medical Ce..	San Luis Valley	Medium	45,667,543	53,944,633	59,072,069	68,099,947	76,077,889	82,870,367	82,622,769
	Sedgwick County Health Center		Small	5,876,470	5,964,348	5,998,218	6,488,622	7,154,096	8,302,396	8,322,038
	Southeast Colorado Hospital District		Small	10,865,083	11,400,519	12,606,693	11,355,766	12,945,139	11,232,880	11,731,063
	Spanish Peaks Regional Health Center		Small				11,361,199	11,944,887	12,031,921	9,749,043
	St. Thomas More Hospital	Centura Health CHI	Small	61,850,237	67,706,245	78,913,185	84,845,025	89,089,230	95,672,565	105,820,797
	Sterling Regional MedCenter	Banner Health	Small	56,007,659	52,166,151	55,596,401	63,213,923	65,087,762	56,688,596	56,735,940
	Weisbrod Memorial County Hospital		Small	2,233,844	1,934,231	1,760,131	2,295,952	2,061,286	2,759,318	2,860,272
	Wray Community District Hospital		Small	6,740,355	6,627,374	6,792,393	9,787,241	11,010,748	13,000,609	13,282,643
	Total			388,133,755	416,630,585	449,386,162	508,123,170	559,082,027	587,946,309	594,115,276
Ft. Collins	Banner Fort Collins Medical Center	Banner Health	Small			25,402,905	34,148,768	40,337,616	37,190,231	33,650,567
	Estes Park Health		Small	27,680,709	29,518,272	31,619,860	37,659,690	44,057,339	48,962,377	46,059,129
	McKee Medical Center	Banner Health	Large	183,120,967	199,732,147	173,878,276	203,656,218	224,579,420	188,782,394	187,360,598
	Medical Center of the Rockies	UCHealth	Large	425,890,524	475,089,996	533,978,582	631,204,429	716,315,643	850,836,043	804,627,641
	Poudre Valley Hospital	UCHealth	Large	453,870,745	510,550,690	575,563,803	725,635,124	790,715,255	877,743,138	872,378,353
	Total			1,090,562,945	1,214,891,106	1,340,443,426	1,632,304,230	1,816,005,273	2,003,514,183	1,944,076,288
Grand Junction	Colorado Canyons Hospital and Medical Ce..		Small			29,834,951	34,070,455	34,565,473	45,976,685	46,798,002
	Community Hospital		Medium						229,526,910	76,640,114
	St. Mary's Hospital & Medical Center, Inc.	SCL Health	Large	413,492,391	456,705,861	479,614,602	533,610,018	584,459,586	616,110,931	602,222,876
	Total			413,492,391	456,705,861	509,449,553	567,680,473	619,025,059	891,614,526	725,660,992
Greeley	Longs Peak Hospital	UCHealth	Medium					75,161,571	148,915,569	182,467,729
	North Colorado Medical Center	Banner Health	Large	654,595,145	620,079,483	713,173,825	748,764,591	781,584,097	515,962,241	420,242,641
	UCHealth Greeley	UCHealth	Medium							170,615,063
	Total			654,595,145	620,079,483	713,173,825	748,764,591	856,745,669	664,877,810	773,325,433
Pueblo	Parkview Medical Center		Large	502,043,684	521,537,865	599,873,205	651,168,018	698,284,260	1,195,902,122	1,241,521,508
	St. Mary-Corwin Medical Center	Centura Health CHI	Large	336,186,553	354,114,670	401,677,451	436,045,824	429,238,229	331,005,932	300,611,729
	Total			838,230,237	875,652,535	1,001,550,656	1,087,213,842	1,127,522,489	1,526,908,054	1,542,133,237
West	Animas Surgical Hospital		Small						55,053,232	54,195,154
	Aspen Valley Hospital		Small						45,129,743	40,115,155
	Delta Health		Medium	70,713,425	75,847,348	83,307,989	90,537,648	103,740,802	112,812,580	107,164,441
	Grand River Hospital District		Small	21,358,391	23,650,621	26,744,409	33,855,669	34,232,824	38,934,787	40,161,518
	Gunnison Valley Health		Small	14,317,967	15,224,358	19,358,511	22,747,666	31,825,273	33,129,573	31,722,169
	Memorial Regional Health		Small							37,504,554
	Mercy Regional Medical Center	Centura Health CHI	Medium	160,622,814	196,088,694	210,727,081	260,138,359	303,446,622	336,298,581	337,361,753
	Montrose Memorial Hospital		Medium						164,618,614	175,066,689
	Pagosa Springs Medical Center		Small						22,886,294	23,865,556
	Pioneers Medical Center		Small	5,737,302	5,305,716	8,171,838	8,897,699	8,624,348	14,043,095	16,476,758
	Rangely District Hospital		Small	2,635,030	3,170,449	2,568,888	2,447,202	2,685,048		3,077,091
	Southwest Health System, Inc.		Small							52,949,452
	St. Anthony Summit Medical Center	Centura Health CHI	Medium	25,723,509	29,762,253	36,125,629	42,128,402	57,412,001	57,234,588	55,115,509
	St. Vincent General Hospital District		Small	4,733,095	2,185,815	2,379,112	2,928,327	3,245,128	3,382,197	4,836,104
	Vail Health Hospital		Medium	54,617,315	58,763,142	58,577,060	73,187,418	97,877,272	112,156,438	129,835,857
	Valley View Hospital		Medium	85,573,772	119,119,480	143,594,725	156,910,965	166,644,626	194,218,755	197,769,993
	Yampa Valley Medical Center	UCHealth	Medium					41,452,437	58,795,416	64,232,363
	Total			446,032,620	529,117,876	591,555,241	693,779,355	851,186,381	1,248,693,893	1,371,450,117
Grand Total				16,253,675,307	17,943,593,765	20,033,025,089	22,883,226,225	25,879,658,840	29,093,095,910	29,467,594,695

Total Gross Charges -Medicaid

DOI Region	Hospital Name	System	Peer Group	2014	2015	2016	2017	2018	2019	2020
Boulder	Avista Adventist Hospital	Centura Health Adventist	Large	45,849,566	57,868,706	64,309,164	74,028,741	85,604,359	93,819,902	89,803,188
	Boulder Community Health		Large	122,567,446	155,136,263	165,743,083	177,200,387	179,307,425	152,557,863	168,503,668
	Good Samaritan Medical Center	SCL Health	Large	93,024,303	116,262,456	129,076,606	135,244,475	140,819,309	129,810,134	142,943,739
	Longmont United Hospital	Centura Health CHI	Large			0	100,610,511	141,446,967	137,025,665	124,038,044
	Total			261,441,315	329,267,425	359,128,853	487,084,114	547,178,060	513,213,564	525,288,639
Colorado Springs	Children's Hospital Colorado Springs	Childrens	Large						140,120,939	251,150,981
	Grandview Hospital	UCHealth	Small					44,068,547	38,577,814	39,997,071
	Memorial Hospital Central	UCHealth	Large	392,389,563	551,009,616	753,505,646	885,474,598	1,040,125,848	1,084,186,214	955,355,202
	Penrose-St. Francis Health Services	Centura Health CHI	Large	240,734,096	364,162,781	401,158,423	458,920,541	508,361,172	564,419,171	618,967,219
	Pikes Peak Regional Hospital	UCHealth	Small					2,317,360	10,374,833	11,511,979
	Total			633,123,659	915,172,397	1,154,664,069	1,344,395,139	1,594,872,927	1,837,678,971	1,876,982,452
Denver	Broomfield Hospital	UCHealth	Medium					52,056,740	24,256,911	28,002,460
	Castle Rock Adventist Hospital	Centura Health Adventist	Medium	23,014,297	36,927,019	48,247,274	58,987,543	69,161,488	72,638,196	70,029,830
	Children's Hospital Colorado	Childrens	Large	1,212,483,682	1,201,528,513	1,241,091,283	1,375,740,206	1,507,708,632	1,468,963,331	1,132,986,286
	Denver Health Medical Center		Large	943,912,029	1,063,929,681	1,057,657,865	1,133,063,095	1,162,817,037	1,230,887,520	1,324,947,275
	Littleton Adventist Hospital	Centura Health Adventist	Large	107,951,176	131,859,408	145,168,445	156,190,852	157,922,552	153,955,159	150,986,419
	Lutheran Medical Center	SCL Health	Large	244,967,361	294,457,113	334,625,846	361,284,674	318,905,776	325,855,999	350,547,751
	National Jewish Health		Medium	19,075,984	29,362,234	38,592,788	39,099,816	38,213,726	39,843,022	38,198,530
	North Suburban Medical Center	HealthONE	Large						678,629,000	712,449,000
	OrthoColorado Hospital	Centura Health CHI	Medium	48,080	0	16,511	132,051	31,176	-86,776	123,475
	Parker Adventist Hospital	Centura Health Adventist	Large	75,678,357	113,000,724	146,130,331	151,966,966	154,892,931	165,646,847	172,835,350
	Platte Valley Medical Center	SCL Health	Large	61,685,735	63,949,213	71,590,190	83,913,463	82,298,922	89,304,130	98,326,140
	Porter Adventist Hospital	Centura Health Adventist	Large	134,283,553	197,481,968	191,405,883	213,045,288	221,317,356	205,940,842	220,740,225
	Presbyterian/St. Luke's Medical Center	HealthONE	Large						1,032,791,000	996,687,000
	Rose Medical Center	HealthONE	Large						388,681,000	390,626,000
	Sky Ridge Medical Center	HealthONE	Large						316,633,000	342,683,000
	St. Anthony Hospital	Centura Health CHI	Large	225,326,112	335,994,262	384,395,028	393,645,122	383,981,582	370,526,273	381,042,926
	St. Anthony North Health Campus	Centura Health CHI	Large	140,503,995	170,779,011	197,507,569	202,098,911	195,015,890	225,908,243	239,919,072
	St. Joseph Hospital	SCL Health	Large	229,686,374	320,925,144	363,024,820	409,297,333	398,785,282	414,635,292	436,643,760
	Swedish Medical Center	HealthONE	Large						939,215,000	1,029,341,000
	The Medical Center of Aurora	HealthONE	Large						784,393,000	858,659,000
	UCHealth Highlands Ranch	UCHealth	Medium						495,856	42,891,282
	University of Colorado Hospital	UCHealth	Large	839,679,057	1,086,884,209	1,270,118,302	1,437,631,994	1,663,675,155	1,841,490,064	1,911,943,470
	HealthONE (system level)	HealthONE	Large	2,138,627,000	2,668,923,999	3,142,221,000	3,557,193,000	4,010,374,000		
	Total			6,396,922,795	7,716,002,499	8,631,793,135	9,573,290,314	10,417,158,245	10,770,602,908	10,930,609,251
East	Arkansas Valley Regional Medical Center		Small	18,512,904	22,526,716	26,930,515	27,136,449	25,649,988	25,785,502	22,981,306
	Colorado Plains Medical Center	LifePoint	Medium	24,508,349	29,481,389	32,104,211	33,046,625	33,567,601	32,542,729	27,015,684
	East Morgan County Hospital	Banner Health	Small	7,741,086	5,457,545	9,196,056	11,448,105	14,072,349	12,039,850	11,476,955
	Haxtun Hospital District		Small		1,165,745	1,194,056	1,455,884	1,600,261		2,154,653
	Heart of the Rockies Regional Medical Cen..		Small	13,820,408	17,047,172	18,528,972	19,331,891	20,642,452	23,062,826	23,205,250
	Keefe Memorial Health Service District		Small						1,393,674	731,886
	Kit Carson County Health Service District		Small	3,400,233	3,247,961	3,396,700	3,265,845	3,357,213		4,978,711
	Lincoln Community Hospital		Small						5,144,643	4,280,846
	Melissa Memorial Hospital		Small	1,496,489	1,854,084	2,213,500		2,947,111	2,619,430	3,266,643
	Mt. San Rafael Hospital		Small	16,528,222	18,773,997	20,920,024	22,299,569	20,543,136	20,094,286	17,947,825
	Prowers Medical Center		Small						15,202,720	14,373,421
	Rio Grande Hospital		Small	4,963,019	6,127,417	6,400,670	7,075,036	6,925,847	7,721,737	7,127,933
	San Luis Valley Health Conejos County Hos..	San Luis Valley	Small	4,002,158	5,605,955	4,595,134	4,431,479	4,930,600	4,787,337	5,265,319
	San Luis Valley Health Regional Medical Ce..	San Luis Valley	Medium	37,289,650	51,519,090	54,081,214	56,005,442	59,883,098	60,385,010	59,626,776
	Sedgwick County Health Center		Small	3,085,957	3,431,889	3,144,650	3,571,638	3,613,717	4,239,645	4,097,784
	Southeast Colorado Hospital District		Small	5,223,071	5,890,565	5,937,411	6,152,555	6,534,400	6,838,073	7,047,185
	Spanish Peaks Regional Health Center		Small				4,558,611	5,523,953	5,890,297	4,355,695
	St. Thomas More Hospital	Centura Health CHI	Small	31,183,604	44,241,629	49,445,954	56,365,558	54,146,541	59,374,372	61,919,237
	Sterling Regional MedCenter	Banner Health	Small	14,323,989	14,936,141	18,920,457	21,343,690	24,229,022	24,742,233	26,496,557
	Weisbrod Memorial County Hospital		Small	1,415,099	1,546,039	1,510,282	1,393,623	1,502,620	1,908,294	1,826,928
	Wray Community District Hospital		Small	3,001,161	3,139,492	3,429,572	3,959,927	4,716,920	6,162,712	4,711,603
	Total			190,495,399	235,992,826	261,949,379	282,841,927	294,386,828	319,935,370	314,888,197
Ft. Collins	Banner Fort Collins Medical Center	Banner Health	Small			15,788,324	21,628,912	22,194,680	23,753,798	22,890,639
	Estes Park Health		Small	4,865,730	8,336,002	6,806,600	8,661,545	12,340,393	13,600,113	12,159,451
	McKee Medical Center	Banner Health	Large	57,851,570	61,386,934	88,919,876	72,209,278	65,751,912	73,842,347	62,331,498
	Medical Center of the Rockies	UCHealth	Large	92,848,340	135,080,332	153,641,438	170,783,250	188,814,174	197,378,797	179,632,912
	Poudre Valley Hospital	UCHealth	Large	143,819,356	200,744,918	231,315,851	272,337,540	290,245,825	292,671,917	294,202,317
	Total			299,384,996	405,548,187	496,472,090	545,620,525	579,346,983	601,246,972	571,216,817
Grand Junction	Colorado Canyons Hospital and Medical Ce..		Small			5,413,147	5,798,823	6,750,438	7,447,555	6,487,444
	Community Hospital		Medium						75,079,702	82,726,212
	St. Mary's Hospital & Medical Center, Inc.	SCL Health	Large	224,805,866	246,591,883	264,516,394	281,285,047	273,219,063	280,996,749	272,838,501
	Total			224,805,866	246,591,883	269,929,541	287,083,870	279,969,501	363,524,006	362,052,157
Greeley	Longs Peak Hospital	UCHealth	Medium					45,467,167	77,202,653	96,347,307
	North Colorado Medical Center	Banner Health	Large	81,120,537	111,931,410	155,832,711	180,323,727	219,190,184	266,013,564	255,144,735
	UCHealth Greeley	UCHealth	Medium							65,386,137
	Total			81,120,537	111,931,410	155,832,711	180,323,727	264,657,351	343,216,217	416,878,179
Pueblo	Parkview Medical Center		Large	305,705,694	403,580,262	473,628,377	533,972,949	564,692,122	581,219,166	602,583,089
	St. Mary-Corwin Medical Center	Centura Health CHI	Large	159,049,433	208,893,622	235,590,422	247,962,592	229,413,217	184,724,835	166,187,342
	Total			464,755,127	612,473,884	709,218,799	781,935,541	794,105,339	765,944,001	768,770,431
West	Animas Surgical Hospital		Small						10,831,950	13,073,855
	Aspen Valley Hospital		Small						9,959,669	8,547,242
	Delta Health		Medium	23,966,368	32,084,803	32,571,612	38,624,637	38,009,328	36,403,825	35,638,178
	Grand River Hospital District		Small	16,518,346	22,256,085	25,110,279	25,085,009	22,864,645	24,137,392	22,196,018
	Gunnison Valley Health		Small	7,541,260	9,349,025	10,504,528	11,742,270	12,499,009	13,409,271	12,729,141
	Memorial Regional Health		Small							23,215,368
	Mercy Regional Medical Center	Centura Health CHI	Medium	44,928,055	73,090,133	87,458,016	106,298,334	119,716,194	128,642,382	138,681,789
	Montrose Memorial Hospital		Medium						56,376,415	61,345,360
	Pagosa Springs Medical Center		Small						10,676,229	11,665,256
	Pioneers Medical Center		Small	3,277,227	1,196,040	1,736,842	3,234,706	2,675,028	3,345,734	4,949,730
	Rangely District Hospital		Small	2,115,665	2,229,649	2,539,143	2,623,894	1,842,055		2,023,267
	Southwest Health System, Inc.		Small							34,346,088
	St. Anthony Summit Medical Center	Centura Health CHI	Medium	13,400,203	19,665,034	26,893,662	29,962,626	33,610,288	43,109,951	44,478,707
	St. Vincent General Hospital District		Small	3,566,160	2,219,503	2,404,335	2,695,073	3,235,192	3,157,981	3,253,423
	Vail Health Hospital		Medium	16,393,164	21,034,895	22,347,708	20,882,527	20,732,210	22,758,277	26,958,332
	Valley View Hospital		Medium	47,364,601	65,476,116	83,432,045	75,759,614	73,775,053	77,526,574	79,079,210
	Yampa Valley Medical Center	UCHealth	Medium					15,073,720	20,524,085	19,250,683
	Total			179,071,049	248,601,283	294,998,171	316,908,689	344,032,720	460,859,735	541,431,647
Grand Total				8,731,120,743	10,821,581,795	12,333,986,747	13,799,483,846	15,115,707,957	15,976,221,744	16,308,117,770

Total Gross Charges -Self Pay

DOI Region	Hospital Name	System	Peer Group	2014	2015	2016	2017	2018	2019	2020
Boulder	Avista Adventist Hospital	Centura Health Adventist	Large	6,602,038	4,148,035	5,194,461	14,217,927	17,431,121	29,387,337	29,942,297
	Boulder Community Health		Large	29,220,875	22,857,440	25,035,284	30,309,568	36,317,789	30,645,795	19,000,525
	Good Samaritan Medical Center	SCL Health	Large	16,532,306	16,949,107	13,960,344	17,775,583	21,440,330	20,224,063	18,251,964
	Longmont United Hospital	Centura Health CHI	Large			0	11,870,190	12,473,642	25,860,300	24,684,544
	Total			52,355,219	43,954,582	44,190,089	74,173,267	87,662,882	106,117,495	91,879,330
Colorado Springs	Children's Hospital Colorado Springs	Childrens	Large						3,658,910	5,376,947
	Grandview Hospital	UCHealth	Small					6,850,766	5,982,036	6,279,761
	Memorial Hospital Central	UCHealth	Large	149,323,288	68,413,507	70,932,011	78,712,576	100,104,610	99,288,924	130,150,707
	Penrose-St. Francis Health Services	Centura Health CHI	Large	43,264,624	30,290,365	27,394,302	44,075,723	42,059,988	66,098,197	78,319,036
	Pikes Peak Regional Hospital	UCHealth	Small					399,696	1,668,793	2,151,111
	Total			192,587,912	98,703,872	98,326,313	122,788,299	149,415,060	176,696,860	222,277,562
Denver	Broomfield Hospital	UCHealth	Medium					12,945,065	5,971,561	4,948,933
	Castle Rock Adventist Hospital	Centura Health Adventist	Medium	7,841,912	5,557,222	5,617,894	12,260,995	16,506,462	22,615,698	22,629,091
	Children's Hospital Colorado	Childrens	Large	13,227,002	13,138,774	12,595,336	20,418,963	20,846,367	23,736,614	21,888,757
	Denver Health Medical Center		Large	146,143,054	149,101,401	167,491,697	158,193,199	167,676,634	308,859,941	265,967,295
	Littleton Adventist Hospital	Centura Health Adventist	Large	25,150,727	16,420,545	14,845,247	20,366,623	17,760,114	41,260,173	34,652,856
	Lutheran Medical Center	SCL Health	Large	56,072,590	38,646,568	36,346,866	35,812,039	49,239,635	53,384,295	49,979,179
	National Jewish Health		Medium	581,474	576,255	748,847	923,740	820,854	875,393	1,030,392
	North Suburban Medical Center	HealthONE	Large						134,776,000	137,547,000
	OrthoColorado Hospital	Centura Health CHI	Medium	861,893	398,716	1,134,270	967,065	1,824,292	1,955,993	1,183,285
	Parker Adventist Hospital	Centura Health Adventist	Large	28,370,812	22,308,894	20,752,513	25,316,557	27,184,421	39,200,021	38,898,716
	Platte Valley Medical Center	SCL Health	Large	17,164,097	14,653,235	15,992,786	18,696,372	16,878,673	19,492,284	20,227,332
	Porter Adventist Hospital	Centura Health Adventist	Large	24,785,946	14,766,541	13,547,020	19,106,346	19,847,708	39,298,235	27,337,554
	Presbyterian/St. Luke's Medical Center	HealthONE	Large						160,322,000	161,635,000
	Rose Medical Center	HealthONE	Large						141,592,000	132,204,000
	Sky Ridge Medical Center	HealthONE	Large						89,368,000	105,832,000
	St. Anthony Hospital	Centura Health CHI	Large	61,776,472	36,676,130	36,825,871	47,567,767	44,768,726	61,241,905	71,177,762
	St. Anthony North Health Campus	Centura Health CHI	Large	40,381,125	21,080,419	20,680,093	24,996,587	26,418,161	43,450,265	55,173,541
	St. Joseph Hospital	SCL Health	Large	105,055,661	100,485,222	84,979,565	100,115,271	106,719,280	119,199,392	106,245,195
	Swedish Medical Center	HealthONE	Large						151,596,000	124,172,000
	The Medical Center of Aurora	HealthONE	Large						199,674,000	149,415,000
	UCHealth Highlands Ranch	UCHealth	Medium						473,186	6,119,081
	University of Colorado Hospital	UCHealth	Large	312,774,919	175,632,067	171,814,828	198,928,246	219,089,590	202,833,691	242,781,582
	HealthONE (system level)	HealthONE	Large	486,093,000	557,160,002	573,825,000	665,713,000	786,043,000		
	Total			1,326,280,683	1,166,601,991	1,177,197,833	1,349,382,770	1,534,568,983	1,861,176,649	1,781,045,550
East	Arkansas Valley Regional Medical Center		Small	5,929,705	2,556,162	2,165,193	2,037,876	2,558,833	4,153,549	2,717,558
	Colorado Plains Medical Center	LifePoint	Medium	10,026,042	8,688,643	10,326,901	9,508,499	9,269,138	5,477,787	3,227,016
	East Morgan County Hospital	Banner Health	Small	978,167	925,511	1,298,617	1,543,799	1,778,012	2,006,600	2,001,249
	Haxtun Hospital District		Small		737,496	979,340	777,645	965,364		672,503
	Heart of the Rockies Regional Medical Cen..		Small	3,110,312	3,025,531	3,591,686	3,535,707	4,576,038	5,301,489	5,622,405
	Keefe Memorial Health Service District		Small						287,243	17,767
	Kit Carson County Health Service District		Small	936,188	1,076,587	955,436	1,274,091	947,696		1,929,550
	Lincoln Community Hospital		Small						1,580,912	2,047,233
	Melissa Memorial Hospital		Small	606,780	464,436	322,818		507,300	465,252	357,666
	Mt. San Rafael Hospital		Small	3,400,716	2,827,342	3,202,919	2,971,476	3,859,007	2,039,268	3,063,704
	Prowers Medical Center		Small						2,529,229	1,785,551
	Rio Grande Hospital		Small	1,560,508	1,479,247	1,543,156	1,660,280	1,708,169	1,736,987	1,877,165
	San Luis Valley Health Conejos County Hos..	San Luis Valley	Small	1,093,416	669,988	450,292	402,386	806,416	828,680	926,993
	San Luis Valley Health Regional Medical Ce..	San Luis Valley	Medium	10,026,231	5,377,475	6,532,988	6,187,916	9,778,900	7,929,582	6,512,140
	Sedgwick County Health Center		Small	1,751,830	1,794,809	1,599,603	1,667,859	1,819,737	2,322,202	2,025,300
	Southeast Colorado Hospital District		Small	980,568	589,055	397,661	367,984	568,819	1,890,543	1,673,765
	Spanish Peaks Regional Health Center		Small				460,156	626,487	572,271	553,807
	St. Thomas More Hospital	Centura Health CHI	Small	3,978,444	2,916,811	2,650,011	3,577,760	3,697,009	5,778,193	5,816,031
	Sterling Regional MedCenter	Banner Health	Small	2,439,694	2,254,800	1,474,024	1,496,338	2,074,033	2,737,289	3,301,868
	Weisbrod Memorial County Hospital		Small	497,806	440,557	472,511	503,901	520,027	553,569	599,567
	Wray Community District Hospital		Small	786,494	549,875	698,015	640,721	659,052	744,452	1,181,181
	Total			48,102,901	36,374,325	38,661,172	38,614,395	46,720,035	48,935,097	47,910,020
Ft. Collins	Banner Fort Collins Medical Center	Banner Health	Small			1,120,824	757,944	1,608,825	2,326,363	2,764,755
	Estes Park Health		Small	1,508,286	1,218,413	1,746,023	1,809,860	3,230,103	3,335,856	2,966,487
	McKee Medical Center	Banner Health	Large	10,736,908	3,714,807	3,687,204	6,008,760	2,874,345	10,214,430	7,578,463
	Medical Center of the Rockies	UCHealth	Large	49,309,875	28,620,535	30,021,588	28,699,137	37,087,369	35,620,297	35,299,266
	Poudre Valley Hospital	UCHealth	Large	56,961,651	32,151,466	30,630,141	32,643,168	36,930,275	35,159,082	39,461,834
	Total			118,516,721	65,705,221	67,205,780	69,918,870	81,730,918	86,656,028	88,070,804
Grand Junction	Colorado Canyons Hospital and Medical Ce..		Small			1,247,610	1,120,000	2,540,515	2,259,165	2,762,709
	Community Hospital		Medium						10,452,449	379,705,985
	St. Mary's Hospital & Medical Center, Inc.	SCL Health	Large	31,299,216	31,660,257	37,088,748	38,774,257	42,637,155	37,715,347	35,182,406
	Total			31,299,216	31,660,257	38,336,358	39,894,257	45,177,670	50,426,961	417,651,100
Greeley	Longs Peak Hospital	UCHealth	Medium					8,529,145	13,335,362	19,448,061
	North Colorado Medical Center	Banner Health	Large	91,969,584	65,243,666	13,341,368	9,108,942	12,770,217	44,243,869	43,601,796
	UCHealth Greeley	UCHealth	Medium							11,474,977
	Total			91,969,584	65,243,666	13,341,368	9,108,942	21,299,362	57,579,231	74,524,834
Pueblo	Parkview Medical Center		Large	30,952,420	18,757,466	19,464,920	22,220,425	27,956,806	32,052,625	43,243,675
	St. Mary-Corwin Medical Center	Centura Health CHI	Large	8,666,465	4,875,038	4,390,065	7,055,791	8,092,930	12,276,186	10,588,570
	Total			39,618,885	23,632,504	23,854,985	29,276,216	36,049,736	44,328,811	53,832,245
West	Animas Surgical Hospital		Small						8,749,507	6,084,398
	Aspen Valley Hospital		Small						5,701,530	4,702,366
	Delta Health		Medium	3,830,980	3,820,855	3,652,118	4,248,143	4,362,484	5,187,073	5,064,292
	Grand River Hospital District		Small	8,084,963	7,063,090	7,179,886	7,914,043	8,491,695	7,374,908	7,428,405
	Gunnison Valley Health		Small	1,944,172	2,443,520	1,966,878	2,912,919	3,455,865	5,468,256	4,869,654
	Memorial Regional Health		Small							5,417,516
	Mercy Regional Medical Center	Centura Health CHI	Medium	10,128,323	6,857,095	6,971,575	13,074,095	9,277,242	15,889,095	17,357,708
	Montrose Memorial Hospital		Medium						8,030,745	7,227,511
	Pagosa Springs Medical Center		Small						2,809,930	2,408,322
	Pioneers Medical Center		Small	643,146	6,494,616	9,433,176	7,968,557	846,571	587,291	573,689
	Rangely District Hospital		Small	334,047	382,016	682,307	685,693	757,568		459,106
	Southwest Health System, Inc.		Small							3,217,243
	St. Anthony Summit Medical Center	Centura Health CHI	Medium	8,344,218	7,178,218	7,096,711	12,501,750	13,678,351	21,642,055	20,265,358
	St. Vincent General Hospital District		Small	2,152,516	1,323,438	1,434,310	1,733,377	1,079,432	841,469	1,049,804
	Vail Health Hospital		Medium	14,669,385	12,575,268	12,167,400	12,221,233	11,879,990	13,926,769	13,304,811
	Valley View Hospital		Medium	9,834,647	10,185,817	12,390,673	11,634,678	12,768,036	13,765,749	14,965,508
	Yampa Valley Medical Center	UCHealth	Medium					4,817,277	4,364,265	6,797,496
	Total			59,966,395	58,323,933	62,975,034	74,894,488	71,414,511	114,338,643	121,193,188
Grand Total				1,960,697,517	1,590,200,352	1,564,088,932	1,808,051,505	2,074,039,157	2,546,255,774	2,898,384,632

Total Operating Expenses

DOI Region	Hospital Name	System	Peer Group	2014	2015	2016	2017	2018	2019	2020
Boulder	Avista Adventist Hospital	Centura Health Adventist	Large	89,318,213	99,140,906	109,943,680	112,934,250	125,892,375	141,439,930	143,086,562
	Boulder Community Health		Large	243,263,990	269,160,898	268,748,348	291,991,547	293,926,840	369,352,303	361,724,132
	Good Samaritan Medical Center	SCL Health	Large	254,000,706	264,940,636	266,779,624	283,169,903	290,719,902	272,870,307	281,584,804
	Longmont United Hospital	Centura Health CHI	Large			185,283,777	193,644,170	162,850,938	155,860,153	148,789,690
	Total			586,582,909	633,242,440	830,755,429	881,739,869	873,390,055	939,522,693	935,185,187
Colorado Springs	Children's Hospital Colorado Springs	Childrens	Large						92,994,098	178,421,803
	Grandview Hospital	UCHealth	Small					25,626,859	39,142,273	44,673,931
	Memorial Hospital Central	UCHealth	Large	597,173,494	589,306,050	670,969,314	754,444,619	863,051,531	847,665,225	876,621,262
	Penrose-St. Francis Health Services	Centura Health CHI	Large	458,162,704	511,009,946	563,088,060	600,727,920	624,512,132	668,974,844	721,599,864
	Pikes Peak Regional Hospital	UCHealth	Small					4,104,450	23,106,177	22,368,061
	Total			1,055,336,197	1,100,315,996	1,234,057,374	1,355,172,539	1,517,294,972	1,671,882,616	1,843,684,921
Denver	Broomfield Hospital	UCHealth	Medium					53,763,961	45,852,883	48,330,683
	Castle Rock Adventist Hospital	Centura Health Adventist	Medium	66,988,620	82,739,929	83,818,256	90,227,412	107,955,805	116,138,586	122,210,530
	Children's Hospital Colorado	Childrens	Large	854,464,151	932,703,817	946,359,350	993,186,178	1,090,860,123	1,160,741,972	1,206,859,354
	Denver Health Medical Center		Large	854,551,275	928,049,271	1,017,920,803	1,070,867,217	1,078,403,937	1,073,934,329	1,103,508,280
	Littleton Adventist Hospital	Centura Health Adventist	Large	237,731,602	243,773,060	249,357,097	268,157,584	270,532,506	274,786,354	296,615,183
	Lutheran Medical Center	SCL Health	Large	303,970,886	313,882,916	329,474,083	358,394,569	363,533,277	349,672,369	382,245,473
	National Jewish Health		Medium	207,370,000	220,392,000	229,079,000	238,964,000	247,794,000	282,844,395	305,209,000
	North Suburban Medical Center	HealthONE	Large						177,472,000	178,391,000
	OrthoColorado Hospital	Centura Health CHI	Medium	42,451,644	46,431,679	56,317,363	60,275,132	64,110,123	65,851,108	63,291,569
	Parker Adventist Hospital	Centura Health Adventist	Large	172,871,028	202,047,367	219,236,509	246,123,792	258,389,827	263,857,373	288,709,099
	Platte Valley Medical Center	SCL Health	Large	93,248,713	101,549,116	107,132,838	119,256,259	112,502,455	129,887,815	146,743,778
	Porter Adventist Hospital	Centura Health Adventist	Large	275,517,671	302,787,796	308,147,176	326,717,281	320,831,582	318,616,777	323,391,491
	Presbyterian/St. Luke's Medical Center	HealthONE	Large						475,568,000	480,591,000
	Rose Medical Center	HealthONE	Large						281,130,000	283,016,000
	Sky Ridge Medical Center	HealthONE	Large						371,010,000	377,848,000
	St. Anthony Hospital	Centura Health CHI	Large	321,587,728	348,396,028	371,992,597	387,646,290	383,650,623	391,181,648	413,258,290
	St. Anthony North Health Campus	Centura Health CHI	Large	143,261,271	150,063,606	175,948,847	174,723,382	176,177,588	189,570,461	198,824,608
	St. Joseph Hospital	SCL Health	Large	455,496,657	481,811,669	491,884,038	504,770,777	521,532,842	528,016,703	566,735,536
	Swedish Medical Center	HealthONE	Large						505,246,000	504,276,000
	The Medical Center of Aurora	HealthONE	Large						367,869,000	377,290,000
	UCHealth Highlands Ranch	UCHealth	Medium				1,420,724	4,043,204	35,249,093	189,270,121
	University of Colorado Hospital	UCHealth	Large	1,037,261,472	1,145,611,395	1,266,288,327	1,426,117,277	1,620,359,251	1,812,156,860	1,908,242,607
	HealthONE (system level)	HealthONE	Large	2,000,607,000	2,044,961,998	2,171,599,000	2,294,288,000	2,439,334,000		
	Total			7,067,379,719	7,545,201,647	8,024,555,284	8,561,135,872	9,113,775,104	9,216,653,724	9,764,857,602
East	Arkansas Valley Regional Medical Center		Small	32,847,190	34,590,021	30,637,710	30,577,839	31,337,872	38,544,213	32,931,478
	Colorado Plains Medical Center	LifePoint	Medium	41,888,745	43,517,880	45,549,999	44,144,999	45,473,999	35,542,503	28,669,181
	East Morgan County Hospital	Banner Health	Small	24,615,564	24,967,268	27,426,834	28,386,205	31,439,062	32,138,054	34,130,746
	Haxtun Hospital District		Small		7,789,641	8,523,969	9,256,420	9,248,720		10,675,981
	Heart of the Rockies Regional Medical Cen..		Small	42,460,391	48,805,411	55,216,000	60,123,981	67,707,859	75,817,764	86,080,713
	Keefe Memorial Health Service District		Small						4,073,309	6,865,462
	Kit Carson County Health Service District		Small	11,948,865	12,456,656	10,203,728	13,242,459	12,800,587		18,572,842
	Lincoln Community Hospital		Small						18,984,177	19,676,719
	Melissa Memorial Hospital		Small	11,005,808	11,858,988	12,712,092		17,153,531	18,229,389	19,301,494
	Mt. San Rafael Hospital		Small	24,134,901	28,030,678	27,316,262	29,195,876	32,186,969	33,947,917	36,003,677
	Prowers Medical Center		Small						32,509,202	32,999,565
	Rio Grande Hospital		Small	13,475,333	14,438,390	16,335,838	18,083,829	18,792,742	26,375,356	22,685,625
	San Luis Valley Health Conejos County Hos..	San Luis Valley	Small	9,493,015	9,924,423	8,823,720	9,313,920	9,909,950	10,309,926	10,926,932
	San Luis Valley Health Regional Medical Ce..	San Luis Valley	Medium	60,220,272	63,906,742	69,666,541	75,525,404	82,636,423	88,766,991	92,650,530
	Sedgwick County Health Center		Small	9,084,552	9,564,916	9,721,418	9,970,996	10,446,912	11,999,529	12,698,892
	Southeast Colorado Hospital District		Small	12,662,414	13,603,085	14,712,315	15,433,400	16,462,659	19,456,769	19,261,771
	Spanish Peaks Regional Health Center		Small						17,112,864	16,734,297
	St. Thomas More Hospital	Centura Health CHI	Small	53,395,878	61,314,104	64,946,179	68,814,349	66,060,066	66,725,268	69,727,824
	Sterling Regional MedCenter	Banner Health	Small	40,607,247	41,122,216	42,765,470	45,591,585	48,468,623	50,619,254	53,423,804
	Weisbrod Memorial County Hospital		Small	4,463,965	4,758,290	4,670,195	5,148,828	6,810,276	8,678,926	8,934,935
	Wray Community District Hospital		Small	15,108,977	15,273,195	17,512,928	20,596,689	20,968,471	23,958,672	24,365,571
	Total			407,413,117	445,921,904	466,741,198	483,406,779	527,904,721	613,790,082	657,318,039
Ft. Collins	Banner Fort Collins Medical Center	Banner Health	Small			44,623,930	46,849,778	43,786,529	47,113,028	46,231,105
	Estes Park Health		Small	31,953,412	31,458,757	34,267,288	38,600,027	50,600,459	52,688,039	55,712,313
	McKee Medical Center	Banner Health	Large	120,086,317	126,001,414	120,071,678	125,238,442	117,762,160	122,283,504	124,861,333
	Medical Center of the Rockies	UCHealth	Large	259,070,499	283,139,684	300,912,097	329,310,525	365,151,757	454,985,652	442,787,792
	Poudre Valley Hospital	UCHealth	Large	367,317,222	374,587,866	414,049,059	455,095,951	482,265,937	539,691,030	557,974,059
	Total			778,427,451	815,187,721	913,924,052	995,094,723	1,059,566,843	1,216,761,254	1,227,566,603
Grand Junction	Colorado Canyons Hospital and Medical Ce..		Small		29,015,259	32,304,640	35,161,472	42,080,315	46,353,289	48,909,281
	Community Hospital		Medium						167,994,988	178,184,608
	St. Mary's Hospital & Medical Center, Inc.	SCL Health	Large	371,544,467	359,531,057	385,686,098	385,351,990	403,907,788	396,467,392	428,875,762
	Total			371,544,467	388,546,316	417,990,738	420,513,462	445,988,103	610,815,669	655,969,651
Greeley	Longs Peak Hospital	UCHealth	Medium			607,237	5,865,984	78,751,103	123,351,279	140,262,921
	North Colorado Medical Center	Banner Health	Large	323,335,575	319,864,782	337,962,309	347,702,362	335,529,587	351,171,235	332,001,660
	UCHealth Greeley	UCHealth	Medium				777,362	2,527,488		147,968,725
	Total			323,335,575	319,864,782	338,569,546	354,345,709	416,808,178	474,522,514	620,233,306
Pueblo	Parkview Medical Center		Large	283,962,983	299,526,764	348,049,316	355,791,534	379,254,156	398,729,751	461,520,428
	St. Mary-Corwin Medical Center	Centura Health CHI	Large	178,255,627	182,291,778	186,673,561	194,878,880	173,853,026	138,370,640	142,417,833
	Total			462,218,610	481,818,542	534,722,877	550,670,414	553,107,182	537,100,391	603,938,261
West	Animas Surgical Hospital		Small						31,767,375	32,923,129
	Aspen Valley Hospital		Small						107,284,641	99,565,759
	Delta Health		Medium	64,885,478	69,353,264	71,142,935	78,594,535	83,025,410	89,089,575	92,465,208
	Grand River Hospital District		Small	38,961,122	41,895,768	46,420,434	51,681,129	55,338,167	59,066,257	60,473,455
	Gunnison Valley Health		Small	25,803,747	26,962,961	33,804,295	35,195,376	39,377,780	45,346,580	51,320,072
	Memorial Regional Health		Small							63,266,587
	Mercy Regional Medical Center	Centura Health CHI	Medium	145,562,969	166,065,908	185,226,734	200,513,202	211,130,952	211,077,395	219,587,541
	Montrose Memorial Hospital		Medium						118,211,742	124,668,961
	Pagosa Springs Medical Center		Small						35,570,898	36,500,081
	Pioneers Medical Center		Small	13,049,284	16,829,786	21,441,016	22,360,416	23,950,465	29,624,556	35,780,961
	Rangely District Hospital		Small	19,163,381	19,713,646	18,012,077	17,725,197	17,246,331		17,344,698
	Southwest Health System, Inc.		Small							67,719,612
	St. Anthony Summit Medical Center	Centura Health CHI	Medium	46,810,081	50,609,314	63,689,808	74,703,857	80,187,854	82,932,984	84,058,593
	St. Vincent General Hospital District		Small	12,027,479	7,821,019	8,698,573	8,842,182	9,670,129	11,222,349	13,072,778
	Vail Health Hospital		Medium	141,980,038	147,389,214	146,865,561	164,062,032	182,108,935	199,347,958	226,627,538
	Valley View Hospital		Medium	160,255,459	192,702,619	215,140,236	208,377,354	215,314,328	236,990,823	251,635,001
	Yampa Valley Medical Center	UCHealth	Medium					81,391,016	102,824,259	102,501,752
	Total			668,499,038	739,343,500	810,441,669	862,055,280	998,741,367	1,360,357,391	1,579,511,726
Grand Total				11,720,737,083	12,469,442,848	13,571,758,166	14,464,134,647	15,506,576,523	16,641,406,333	17,888,265,296