



**COLORADO**  
Department of Health Care  
Policy & Financing

Department of Health Care Policy & Financing  
1570 Grant Street  
Denver, CO 80203

September 3, 2020

Governor Jared Polis  
136 State Capitol  
Denver, CO 80203

Dear Governor Polis:

Enclosed, please find the addendum to the Department of Health Care Policy and Financing's legislative report, Hospital Expenditure Report.

*Section 25.5-4-402.8, C.R.S. requires the Department, on or before January 15, 2020, and on or before January 15 each year thereafter, the state department shall submit the annual hospital expenditure report to: the public health care and human services committee of the house of representatives, or any successor committee; the health and human services committee of the senate, or any successor committee; the joint budget committee of the general assembly; the governor; and the state board.*

This addendum details the data collected from hospitals provided to the Department through HB 19-1001 and the Department's analysis of the data.

If you require further information or have additional questions, please contact Nina Schwartz, Department of Health Care Policy and Financing at 303.866.6912.

Sincerely,

Kim Bimestefer  
Executive Director  
Department of Health Care Policy and Financing

KB/jj

Enclosure(s): Health Care Policy & Financing 2020 Hospital Expenditure Report Addendum



CC: Elisabeth Arenales, Senior Health Policy Advisor, Governor's Office  
Legislative Council Library  
State Library  
John Bartholomew, Finance Office Director, HCPF  
Tracy Johnson, Medicaid Director, HCPF  
Tom Massey, Policy, Communications, and Administration Office Director, HCPF  
Bonnie Silva, Community Living Office Director, HCPF  
Parrish Steinbrecher, Health Information Office Director, HCPF  
Anne Saumur, Cost Control and Quality Improvement Office Director, HCPF  
Rachel Reiter, External Relations Division Director, HCPF  
Nina Schwartz, Legislative Liaison, HCPF





**COLORADO**

**Department of Health Care  
Policy & Financing**

Department of Health Care Policy & Financing  
1570 Grant Street  
Denver, CO 80203

September 3, 2020

The Honorable Daneya Esgar  
Joint Budget Committee  
200 East 14<sup>th</sup> Avenue, Third Floor  
Denver, CO 80203

Dear Representative Esgar:

Enclosed, please find the addendum Department of Health Care Policy and Financing's legislative report, Hospital Expenditure Report.

*Section 25.5-4-402.8, C.R.S. requires the Department, on or before January 15, 2020, and on or before January 15 each year thereafter, the state department shall submit the annual hospital expenditure report to: the public health care and human services committee of the house of representatives, or any successor committee; the health and human services committee of the senate, or any successor committee; the joint budget committee of the general assembly; the governor; and the state board.*

This addendum details the data collected from hospitals provided to the Department through HB 19-1001 and the Department's analysis of the data.

If you require further information or have additional questions, please contact Nina Schwartz, Department of Health Care Policy and Financing at 303.866.6912.

Sincerely,

Kim Bimestefer  
Executive Director  
Department of Health Care Policy and Financing

KB/jj

Enclosure(s): Health Care Policy & Financing 2020 Hospital Expenditure Report Addendum



CC: Senator Dominick Moreno, Vice-Chair, Joint Budget Committee  
Representative Chris Hansen, Joint Budget Committee  
Representative Kim Ransom, Joint Budget Committee  
Senator Bob Rankin, Joint Budget Committee  
Senator Rachel Zenzinger, Joint Budget Committee  
Carolyn Kampman, Staff Director, JBC  
Eric Kurtz, JBC Analyst  
Lauren Larson, Director, Office of State Planning and Budgeting  
Edmond Toy, Budget Analyst, Office of State Planning and Budgeting  
Legislative Council Library  
State Library  
John Bartholomew, Finance Office Director, HCPF  
Tracy Johnson, Medicaid Director, HCPF  
Tom Massey, Policy, Communications, and Administration Office Director, HCPF  
Bonnie Silva, Community Living Office Director, HCPF  
Parrish Steinbrecher, Health Information Office Director, HCPF  
Anne Saumur, Cost Control and Quality Improvement Office Director, HCPF  
Rachel Reiter, External Relations Division Director, HCPF  
Nina Schwartz, Legislative Liaison, HCPF





**COLORADO**

**Department of Health Care  
Policy & Financing**

Department of Health Care Policy & Financing  
1570 Grant Street  
Denver, CO 80203

September 3, 2020

Amanda Moorer, President  
1570 Grant Street  
Denver, CO 80203

Dear Ms. Moorer:

Enclosed, please find the addendum to the Department of Health Care Policy and Financing's legislative report, Hospital Expenditure Report.

*Section 25.5-4-402.8, C.R.S. requires the Department, on or before January 15, 2020, and on or before January 15 each year thereafter, the state department shall submit the annual hospital expenditure report to: the public health care and human services committee of the house of representatives, or any successor committee; the health and human services committee of the senate, or any successor committee; the joint budget committee of the general assembly; the governor; and the state board.*

This addendum details the data collected from hospitals provided to the Department through HB 19-1001 and the Department's analysis of the data.

If you require further information or have additional questions, please contact Nina Schwartz, Department of Health Care Policy and Financing at 303.866.6912.

Sincerely,

Kim Bimestefer  
Executive Director  
Department of Health Care Policy and Financing

KB/jj

Enclosure(s): Health Care Policy & Financing 2020 Hospital Expenditure Report Addendum



CC: David Pump, Vice-President, Medical Services Board  
Christy Blakely, Medical Services Board  
Martha Cecile Fraley, Medical Services Board  
Patricia Lynn Givens, Medical Services Board  
Simon Hambidge, Medical Services Board  
Bregitta Hughes, Medical Services Board  
Jessica Hughes, Medical Services Board  
Charolette Lippolis, Medical Services Board  
An Nguyen, Medical Services Board  
Donna M. Roberts, Medical Services Board  
Legislative Council Library  
State Library  
John Bartholomew, Finance Office Director, HCPF  
Tracy Johnson, Medicaid Director, HCPF  
Tom Massey, Policy, Communications, and Administration Office Director, HCPF  
Bonnie Silva, Community Living Office Director, HCPF  
Parrish Steinbrecher, Health Information Office Director, HCPF  
Anne Saumur, Cost Control and Quality Improvement Office Director, HCPF  
Rachel Reiter, External Relations Division Director, HCPF  
Nina Schwartz, Legislative Liaison, HCPF





**COLORADO**  
Department of Health Care  
Policy & Financing

Department of Health Care Policy & Financing  
1570 Grant Street  
Denver, CO 80203

September 3, 2020

The Honorable Susan Lontine, Chair  
House Health and Insurance Committee  
200 E. Colfax Avenue  
Denver, CO 80203

Dear Representative Lontine:

Enclosed, please find the addendum to the Department of Health Care Policy and Financing's legislative report, Hospital Expenditure Report.

*Section 25.5-4-402.8, C.R.S. requires the Department, on or before January 15, 2020, and on or before January 15 each year thereafter, the state department shall submit the annual hospital expenditure report to: the public health care and human services committee of the house of representatives, or any successor committee; the health and human services committee of the senate, or any successor committee; the joint budget committee of the general assembly; the governor; and the state board.*

This addendum details the data collected from hospitals provided to the Department through HB 19-1001 and the Department's analysis of the data.

If you require further information or have additional questions, please contact Nina Schwartz, Department of Health Care Policy and Financing at 303.866.6912.

Sincerely,

Kim Bimestefer  
Executive Director  
Department of Health Care Policy and Financing

KB/jj

Enclosure(s): Health Care Policy & Financing 2020 Hospital Expenditure Report Addendum



CC: Representative Yadira Caraveo, Vice Chair, Health and Insurance Committee  
Representative Mark Baisley, Health and Insurance Committee  
Representative Susan Beckman, Health and Insurance Committee  
Representative Janet Buckner, Health and Insurance Committee  
Representative Dominique Jackson, Health and Insurance Committee  
Representative Sonya Jaquez Lewis, Health and Insurance Committee  
Representative Kyle Mullica, Health and Insurance Committee  
Representative Matt Soper, Health and Insurance Committee  
Representative Brianna Titone, Health and Insurance Committee  
Representative Perry Will, Health and Insurance Committee  
Representative Mary Young, Health and Insurance Committee  
Legislative Council Library  
State Library  
John Bartholomew, Finance Office Director, HCPF  
Tracy Johnson, Medicaid Director, HCPF  
Tom Massey, Policy, Communications, and Administration Office Director, HCPF  
Bonnie Silva, Community Living Office Director, HCPF  
Parrish Steinbrecher, Health Information Office Director, HCPF  
Anne Saumur, Cost Control and Quality Improvement Office Director, HCPF  
Rachel Reiter, External Relations Division Director, HCPF  
Nina Schwartz, Legislative Liaison, HCPF







**COLORADO**  
Department of Health Care  
Policy & Financing

Department of Health Care Policy & Financing  
1570 Grant Street  
Denver, CO 80203

September 3, 2020

The Honorable Jonathan Singer, Chair  
House Public Health Care and Human Services Committee  
200 E. Colfax Avenue  
Denver, CO 80203

Dear Representative Singer:

Enclosed, please find the addendum to the Department of Health Care Policy and Financing's legislative report, Hospital Expenditure Report.

*Section 25.5-4-402.8, C.R.S. requires the Department, on or before January 15, 2020, and on or before January 15 each year thereafter, the state department shall submit the annual hospital expenditure report to: the public health care and human services committee of the house of representatives, or any successor committee; the health and human services committee of the senate, or any successor committee; the joint budget committee of the general assembly; the governor; and the state board.*

This addendum details the data collected from hospitals provided to the Department through HB 19-1001 and the Department's analysis of the data.

If you require further information or have additional questions, please contact Nina Schwartz, Department of Health Care Policy and Financing at 303.866.6912.

Sincerely,

Kim Bimestefer  
Executive Director  
Department of Health Care Policy and Financing

KB/jj

Enclosure(s): Health Care Policy & Financing 2020 Hospital Expenditure Report Addendum



CC: Representative Dafna Michaelson Jenet, Vice Chair, Public Health Care and Human Services Committee  
Representative Yadira Caraveo, Public Health Care and Human Services Committee  
Representative Lisa Cutter, Public Health Care and Human Services Committee  
Representative Serena Gonzales-Gutierrez, Public Health Care and Human Services Committee  
Representative Cathy Kipp, Public Health Care and Human Services Committee  
Representative Lois Landgraf, Public Health Care and Human Services Committee  
Representative Colin Larson, Public Health Care and Human Services Committee  
Representative Larry Liston, Public Health Care and Human Services Committee  
Representative Kyle Mullica, Public Health Care and Human Services Committee  
Representative Rod Pelton, Public Health Care and Human Services Committee  
Representative Emily Sirota, Public Health Care and Human Services Committee  
Legislative Council Library  
State Library  
John Bartholomew, Finance Office Director, HCPF  
Tracy Johnson, Medicaid Director, HCPF  
Tom Massey, Policy, Communications, and Administration Office Director, HCPF  
Bonnie Silva, Community Living Office Director, HCPF  
Parrish Steinbrecher, Health Information Office Director, HCPF  
Anne Saumur, Cost Control and Quality Improvement Office Director, HCPF  
Rachel Reiter, External Relations Division Director, HCPF  
Nina Schwartz, Legislative Liaison, HCPF





**COLORADO**  
Department of Health Care  
Policy & Financing

Department of Health Care Policy & Financing  
1570 Grant Street  
Denver, CO 80203

September 3, 2020

The Honorable Rhonda Fields, Chair  
Senate Health and Human Services Committee  
200 E. Colfax Avenue  
Denver, CO 80203

Dear Senator Fields:

Enclosed, please find the addendum to the Department of Health Care Policy and Financing's legislative report, Hospital Expenditure Report.

*Section 25.5-4-402.8, C.R.S. requires the Department, on or before January 15, 2020, and on or before January 15 each year thereafter, the state department shall submit the annual hospital expenditure report to: the public health care and human services committee of the house of representatives, or any successor committee; the health and human services committee of the senate, or any successor committee; the joint budget committee of the general assembly; the governor; and the state board.*

This addendum details the data collected from hospitals provided to the Department through HB 19-1001 and the Department's analysis of the data.

If you require further information or have additional questions, please contact Nina Schwartz, Department of Health Care Policy and Financing at 303.866.6912.

Sincerely,

Kim Bimestefer  
Executive Director  
Department of Health Care Policy and Financing

KB/jj

Enclosure(s): Health Care Policy & Financing 2020 Hospital Expenditure Report Addendum



CC: Senator Brittany Pettersen, Vice Chair, Health and Human Services Committee  
Senator Larry Crowder, Health and Human Services Committee  
Senator Jim Smallwood, Health and Human Services Committee  
Senator Faith Winter, Health and Human Services Committee  
Legislative Council Library  
State Library  
John Bartholomew, Finance Office Director, HCPF  
Tracy Johnson, Medicaid Director, HCPF  
Tom Massey, Policy, Communications, and Administration Office Director, HCPF  
Bonnie Silva, Community Living Office Director, HCPF  
Parrish Steinbrecher, Health Information Office Director, HCPF  
Anne Saumur, Cost Control and Quality Improvement Office Director, HCPF  
Rachel Reiter, External Relations Division Director, HCPF  
Nina Schwartz, Legislative Liaison, HCPF



# Hospital Expenditure Report

---

September 3, 2020



**COLORADO**  
Department of Health Care  
Policy & Financing

## Contents

<b>I. Executive Summary.....</b>	<b>3</b>
A. Overview .....	3
B. Key Findings .....	3
<b>II. Introduction .....</b>	<b>5</b>
C. Legislative Background .....	5
D. Background to this Report.....	5
E. Methodology and Limitations .....	7
<b>III. Financial Analysis .....</b>	<b>9</b>
A. Net Patient Revenue .....	9
B. Uncompensated Care.....	11
1. Charity Care .....	13
2. Bad Debt .....	14
C. Operating Expenses .....	15
1. Operating Expense Mix .....	16
2. Total Operating Expense Growth .....	19
D. Payor Mix.....	20
<b>IV. Conclusion.....</b>	<b>22</b>
<b>V. Appendices .....</b>	<b>24</b>

## I. Executive Summary

### A. Overview

The Department of Health Care Policy & Financing (the Department) has worked with Colorado hospitals since the passage of House Bill (HB) 19-1001 to compile a dataset of hospital financial and utilization metrics to present a full picture of the hospital industry in Colorado as required by law. This report represents the compilation of the Hospital Expenditure Report historic dataset to date and includes some basic analysis of the dataset.

Although there are missing data points in the dataset, the Department considers that all hospitals have made a good-faith effort to satisfy the bill requirements and will continue to work with hospitals to gather missing data points where possible and improve upon the report.

The report presents aggregated information on Colorado hospitals. Hospital-specific information can be found within the appendix.

### Key Findings

- ✓ Overall, net patient revenue increased by 32.7% from 2014 to 2018, or \$4.0 billion, averaging 7.3% growth a year.
- ✓ While hospitals with more than 91 beds had the largest increase in net patient revenue in dollars, their rate of increase was the lowest when measured as a percent of net revenue (31.5%). Over the period studied, net patient revenue for hospitals with between 26 and 90 beds increased by 46.8% percent, which was the highest rate of change among hospitals. Net patient revenue for hospitals with 25 or fewer beds increased by 34.8%.
- ✓ Uncompensated care decreased by 18.8% between 2014 and 2018, following implementation of the Affordable Care Act's coverage expansions (ACA).
- ✓ Uncompensated care did not decrease to the same extent for all hospital peer groups. Hospitals with 25 or fewer beds saw the lowest decline in uncompensated care (8.0%). Hospitals with more than 90 beds and hospitals with between 26 and 90 beds experienced two (2) times that decline, 19.3% and 15.7% respectively.
- ✓ The decline in uncompensated care was primarily driven by a decline in charity care. Charity care declined 28.3% between 2014 and 2018, while bad debt declined 4.5%.
- ✓ Hospitals with 25 or fewer beds, unlike their counterparts, saw an increase in bad debt of \$1.5 million from 2014 to 2018, or 4.7%.
- ✓ The largest category of total operating expenses for hospitals are salaries, wages, and benefits expenses.

- ✓ Total operating expenses increased an average of 6.4% or \$817.9 million a year.
- ✓ Payor mix varies among hospital peer groups. Hospitals with 25 or fewer beds have the smallest proportion of commercial payors (27.5% in 2018).





## II. Introduction

The purpose of the Hospital Expenditure Report is to fulfill the directive in HB 19-1001 to “annually prepare a written hospital expenditure report detailing uncompensated hospital costs and the different categories of expenditures”.<sup>1</sup> To serve this directive, this report provides data summaries and analysis of Colorado hospitals that have submitted financial and utilization data to the Department.

This report represents information provided to the Department at this time, and the Department will continue to work with hospitals to improve upon the dataset and for future reports.

A map of Colorado hospitals and the Department of Regulatory Agencies’ Division of Insurance (DOI) regions is in **Appendix A**. A glossary is available in **Appendix B**.

### A. Legislative Background

Under § 25.5-4-402.8, C.R.S., the Department shall annually prepare a written hospital expenditure report detailing the uncompensated hospital costs and the different categories of expenditures made by hospitals in the state. The Department shall consult with the Colorado Healthcare Affordability and Sustainability Enterprise Board (CHASE Board). In compiling the Hospital Expenditure Report, the Department shall use publicly available data sources whenever possible. Each hospital in the state shall make information available to the Department for the compilation of the data set for and the completion of the Hospital Expenditure Report.

### B. Background to this Report

HB 19-1001 requires hospitals to make a good-faith effort to submit Medicare Cost Reports and audited financial statements, and other utilization and financial data. The Department began gathering cost reports

---

<sup>1</sup> Hospital Transparency Measures to Analyze Efficacy, HB19-1001. 2019 Regular Session. (2019). Available from [www.leg.colorado.gov/bills/hb19-1001](http://www.leg.colorado.gov/bills/hb19-1001)



and financial statements in late 2019, and the data collection process in early 2020.

Since the data collection process began, an unprecedented health emergency has unfolded. Colorado hospitals are on the front-lines of responding to the COVID-19 pandemic, and how the health care industry, as a whole, has changed in response to the pandemic has economically impacted the hospital industry, not only in the present, but for years to come. This could include increases in expenses and changes in utilization, or reductions to elective procedures.

The pandemic coincided with the hospitals' completion of the data submission for this report, which impacted some hospitals' ability to provide the requested data. Because of this, the Department believes that, at this time, hospitals have made the good-faith effort to submit their data for this report. Although most hospitals have made submissions, the dataset is not complete: 12 hospitals did not report any data; 6 hospitals reported financial data at the system level, and some hospitals did not report for every year. Hospitals that did not submit are primarily small, rural and/or a critical access hospital. Still, data submitted represent most Colorado hospitals; for 2018, hospitals submissions account for 97.0% of all licensed hospital beds<sup>2</sup>. **Appendix C** displays the status of hospital data submissions. The tables in **Appendix D** include data for all hospital data submissions for 2014 through 2018 with notes when applicable.

The Department is currently asking hospital to submit data in the annual submission process (1) to compile a more comprehensive dataset for the Hospital Expenditure Report and (2) to better direct public policy during the aftermaths of the pandemic. The Department sees this as an opportunity to collect real-time data on hospitals to better address any hardship they might be facing because of the pandemic. The Department encourages hospitals to actively participate in this process.

---

<sup>2</sup> The number of licensed beds a hospital has is determined by the Colorado Department of Public Health & Environment.



### C. Methodology and Limitations

The data within this report represents the cumulation of financial and utilization data reported to the Department. After consultation with the CHASE Board and the Colorado Hospital Association, the Department developed rules to help with the administrative task of the data collection process. The Department collected data from general hospitals and critical access hospitals. For the Hospital Expenditure Report, data from psychiatric, long term care, and rehabilitation hospitals was not requested by the Department. For this historical data submission process, hospitals had the option to submit reports from the Colorado Hospital Association's DATABANK Program<sup>3</sup> or to complete the Department's Acquisition, Financial, and Utilization Reporting Tool. Most health systems or hospitals submitted a DATABANK report. See **Appendix C** for a review of hospital data submissions.

The Department presents the data by peer grouping based on the number of licensed beds. The three (3) hospital peer groups are as follow: small hospitals defined as those with 25 or fewer beds, medium with 26 to 90 beds, and large with 91 or more beds.

**Appendix D** is a representation of the dataset compilation, combining the two data sources. As discussed in the previous section, not all hospitals were able to submit data. While all Colorado hospitals are listed in these tables, blank fields indicate that the hospital did not submit data for that year. In some cases, the hospital was not open at that time. Hospitals that opened in 2019<sup>4</sup> are not included in the tables. The Department will work with hospitals that were open but did not submit data for all years.

There are limitations from each of the two data sources, including the following:

---

<sup>3</sup> CHA DATABANK is an online program available to Colorado Hospital Association members and serves as a centralized location for the collection of hospital utilization and financial data.

<sup>4</sup> UCHHealth Greeley, UCHHealth Highlands Ranch, and Children's Hospital Colorado Springs



- ✓ DATABANK reports do not have bad debt and charity care by payor type. Because of this limitation, uncompensated care and net patient revenue are not available by payor type for the dataset.
- ✓ The payor groups described in the bill do not match between the datasets. This report reports on the four major payor groups that match: Medicare, Medicaid, commercial, and self-pay.
- ✓ Some hospitals did not report for all years that the hospital was open. For example, if a hospital was acquired by a health system, the health system submission only included data for the years that hospital was part of a health system.
- ✓ Reported data is not complete for all years and/or for all categories even if a hospital has reported some data. This report looks at 2014 through 2018 because this was the most complete section of data collected.

To address the limitations of the dataset, the Department only analyzed hospitals open for the full period of the dataset (2014 through 2018) and who have submitted data for all years for the aggregate and hospital peer group analysis within the body of the report. This analytical approach is referred to as a same-store analysis. Of the 77 hospitals open for the period, 58 hospitals are part of the same-store analysis within the body of the report, representing 94.0% of licensed beds.

Other limitations include the analysis of hospital volume or the number of hospital patients. There is a challenge in using a volume metric when hospitals have different volume metrics for inpatient services, like discharges or patient days, and outpatient services like outpatient visits. This becomes compounded when comparing Urban vs Rural hospitals as they tend to have very different inpatient/outpatient splits i.e. a rural hospital may have low inpatient discharges, but high outpatient statistics, whereas a Urban hospital may have much higher inpatient discharges, but similar outpatient visits. Currently, the Department is not including an analysis that adjusts to a “per patient” or “per bed” basis. The Department has provided two volume metrics within the appendix: discharges and outpatient visits.

Due to the limitations posed in the historic datasets, some categories of interest in HB19-1001 and previous reports were unable to be provided in this report. An example of this is the inability to appropriately break down expenses into inpatient and outpatient service lines or by payor group. Similarly, the Department wanted to display a regional breakdown of the

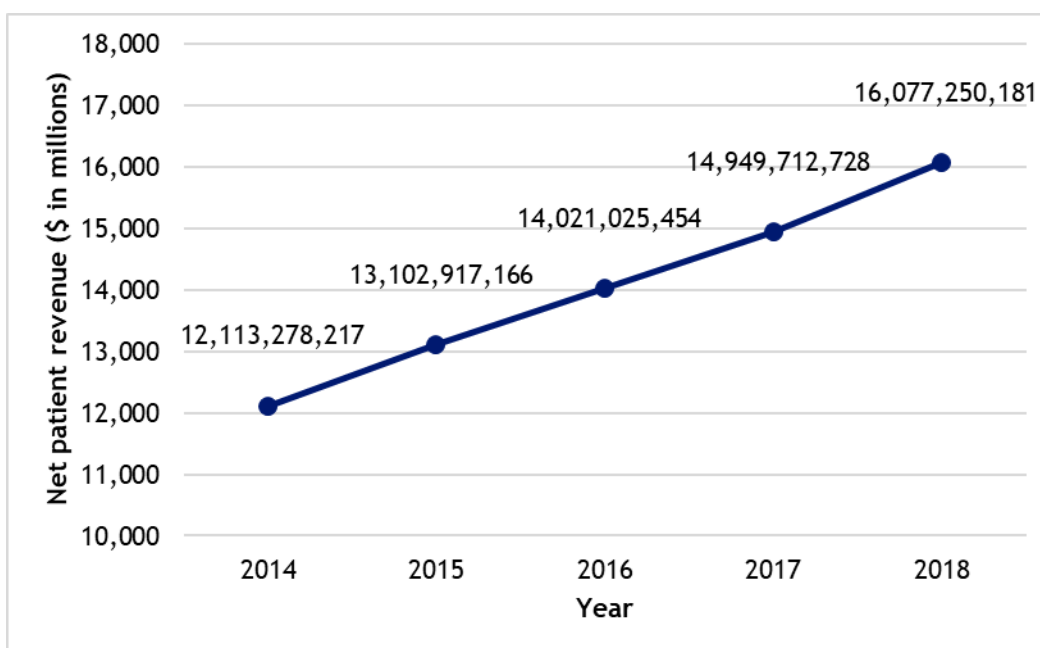
data using the DOI regions. While the Department has provided tables in **Appendix D** displaying this information, the Department determined that the regions outside of the Front Range were understated enough to remove from the body of this report. Going forward, the Department will work with hospitals in order to satisfy these categories of interest.

### III. Financial Analysis

#### A. Net Patient Revenue

Net patient revenue approximates the payments that a hospital receives for patient services. Net patient revenue is calculated by totaling all charges the hospital billed to patients, subtracting the total of all contractual allowances for each major payor, i.e. Medicare, Medicaid, commercial, and etc., and then subtracting uncompensated care. Due to the limitations discussed above, the Department is unable to calculate net patient revenue by major payor type and presents this information only on a total level per hospital.

**Graph 1: Aggregate Net Patient Revenue**



The above graph (**Graph 1**) presents net patient revenue in total for each year in the period. From 2014 to 2018, net patient revenue grew by 32.7%

or approximately \$4.0 billion. Net patient revenue grew by an average of 7.3% a year.

In the analysis that follows (Table 1), the Department reports the breakdown of net patient revenue by hospital peer groups, which groups hospitals by the number of licensed beds. The three (3) groups are small: 25 beds or fewer, medium: 26 to 90 beds, and large: 91 beds and more.

**Table 1: Net Patient Revenue by Hospital Peer Groups**

Peer Group	2014	2015	2016	2017	2018
Large	\$10,815,796,958	\$11,657,334,307	\$12,432,940,640	\$13,259,411,392	\$14,222,112,387
Medium	\$884,928,562	\$991,063,623	\$1,111,293,141	\$1,188,288,148	\$1,299,037,161
Small	\$412,552,697	\$454,519,236	\$476,791,673	\$502,013,187	\$556,100,633
Total	\$12,113,278,217	\$13,102,917,166	\$14,021,025,454	\$14,949,712,728	\$16,077,250,181

Each hospital peer group had growth for net patient revenue from 2014 to 2018. Overall, net patient revenue increased by \$4.0 billion, as stated above. The large peer group primarily made up the bulk of the overall increase with \$3.4 billion whereas the medium and small peer groups increased by roughly \$414.1 million and \$143.5 million, respectively.

**Table 2: Net Patient Revenue Percent Change by Hospital Peer Groups**

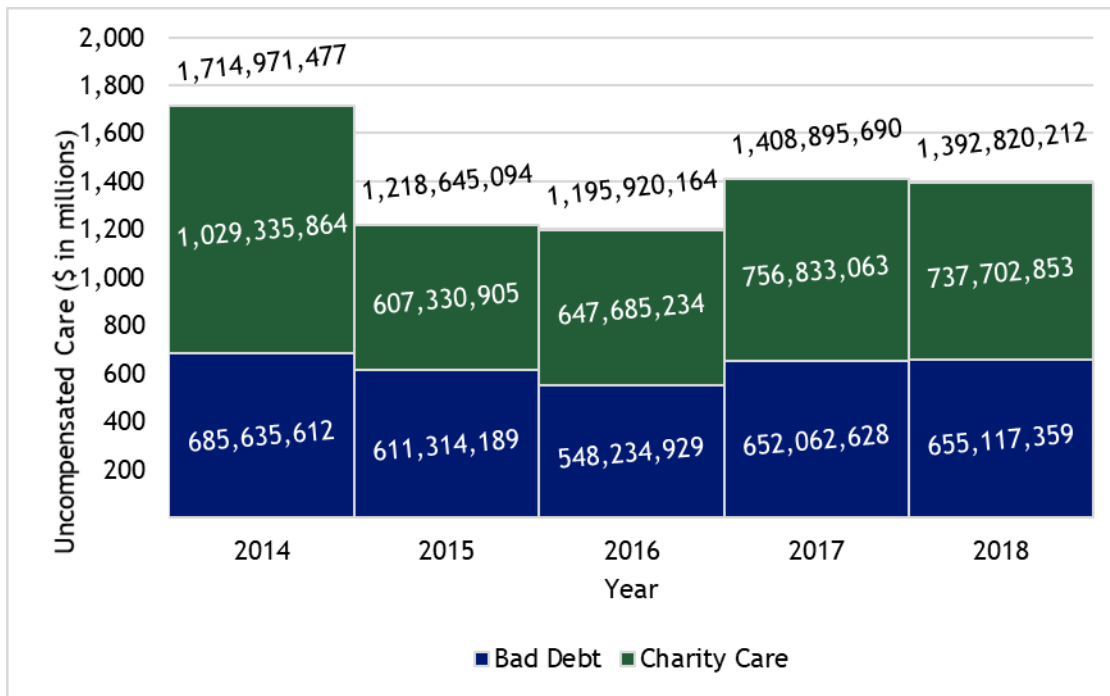
Peer Group	Net Patient Revenue % Change (2014- 2018)
Large	31.5%
Medium	46.8%
Small	34.8%
Total	32.7%

In Table 2 above, the percent change of net patient revenue for each hospital peer group is displayed. While the large peer group had the largest dollar amount, it increased the lowest in terms of percent change (31.5%). The medium peer group increased the most with 46.8% percent change and the small peer group increased by 34.8% percent change over the period. Overall, net patient revenue increased by 32.7% from 2014 to 2018.

## **B. Uncompensated Care**

Uncompensated care is the total amount of care that a hospital provides and that it does not expect to or will not receive compensation for providing the service. There are two main components that make up uncompensated care, bad debt and charity care, both are expressed within this report in terms of charges written-off.

**Graph 2: Uncompensated Care by Type**



The data in **Graph 2** indicates overall uncompensated care has declined since 2014. In total, uncompensated care has decreased approximately 18.8% between 2014 and 2018. In dollars, uncompensated care decreased by \$322.2 million. This graph also indicates that charity care is where most of the reduction has taken place. From 2014 to 2018, charity care decreased by 28.3%, or \$291.6 million, whereas bad debt decreased by 4.5%, or \$30.5 million, over the same period.

**Table 3: Uncompensated Care by Hospital Peer Groups**

Peer Group	2014	2015	2016	2017	2018
Large	\$1,582,121,785	\$1,120,035,506	\$1,092,793,038	\$1,273,300,773	\$1,277,096,965
Medium	\$84,635,298	\$61,693,557	\$64,353,751	\$89,793,263	\$71,348,297
Small	\$48,214,394	\$36,916,031	\$38,773,375	\$45,801,654	\$44,374,949
Total	\$1,714,971,477	\$1,218,645,094	\$1,195,920,164	\$1,408,895,690	\$1,392,820,212



**Table 4: Uncompensated Care Percent Change by Hospital Peer Groups**

Peer Group	Uncompensated Care % Change (2014 -2018)
Large	-19.3%
Medium	-15.7%
Small	-8.0%
Total	-18.8%

In the table above (**Table 3**) uncompensated care is broken down by the hospital peer groups. One can see whole dollar amounts for each year and hospital peer group, and in total. **Table 4** shows the percent of uncompensated care from 2014 to 2018 for each of the hospital peer groups. One can see that the majority of uncompensated care is located within the large peer group, \$1.3 billion of the total \$1.4 billion in 2018. Overall, uncompensated care for the large peer group decreased by 19.3% from 2014 to 2018. The medium and small peer groups decreased overall but less than the large peer group, by 15.7% and 8.0%, respectively. As noted above overall uncompensated care decreased by 18.8% over the same period.

### 1. Charity Care

One main component of uncompensated care is charity care. It is defined as health services for which hospitals do not expect to receive, in full or in part, payment because the hospital had determined, with the assistance of the patient, the patient's inability to pay.<sup>5</sup>

**Table 5: Charity Care by Hospital Peer Group**

Peer Group	2014	2015	2016	2017	2018
Large	\$980,669,958	\$573,231,686	\$615,882,589	\$712,766,853	\$703,349,245
Medium	\$32,694,829	\$24,181,855	\$24,827,039	\$33,038,590	\$23,744,919
Small	\$15,971,077	\$9,917,364	\$6,975,606	\$11,027,619	\$10,608,688
Total	\$1,029,335,864	\$607,330,905	\$647,685,234	\$756,833,063	\$737,702,853

<sup>5</sup> Definition of Uncompensated Care. Retrieved from <https://www.aha.org/system/files/2019-01/uncompensated-care-fact-sheet-jan-2019.pdf>.

**Table 6: Charity Care Percent Change by Hospital Peer Group**

Peer Group	Charity Care % Change (2014 -2018)
Large	-28.3%
Medium	-27.4%
Small	-33.6%
Total	-28.3%

The data in **Table 5** shows how charity care was distributed amongst the hospital peer groups and in total. **Table 6** shows the percent change for each hospital peer group. Overall, charity care decreased by \$291.6 million, or as mentioned above, 28.3% from 2014 to 2018. The large peer group comprised most of the overall decrease with a reduction of \$277.3 million over the period, or a decrease of 28.3%. The medium and small peer groups decreased by roughly \$8.9 million and \$5.4 million, or 27.4% and 33.6% respectively.

## 2. Bad Debt

The other portion of uncompensated care is bad debt. Bad debt is a record of lost revenue for health services for which a hospital determined that the patient had a financial responsibility to pay, but that patient did not pay.<sup>10</sup> This is in contrast to charity care, in which hospitals have determined before the billing process begins that partial or full non-payments would occur for patients.

**Table 7: Bad Debt by Hospital Peer Group**

Peer Group	2014	2015	2016	2017	2018
Large	\$601,451,826	\$546,803,820	\$476,910,449	\$560,533,920	\$573,747,720
Medium	\$51,940,468	\$37,511,703	\$39,526,711	\$56,754,673	\$47,603,378
Small	\$32,243,318	\$26,998,667	\$31,797,769	\$34,774,035	\$33,766,261
Total	\$685,635,612	\$611,314,189	\$548,234,929	\$652,062,628	\$655,117,359

**Table 8: Bad Debt Percent Change by Hospital Peer Group**

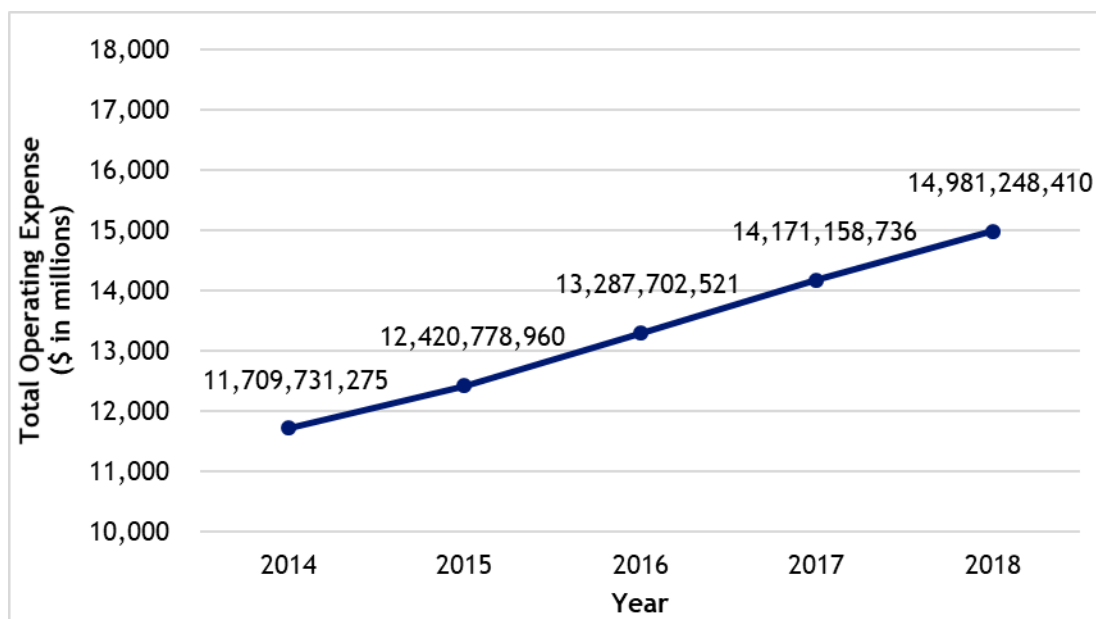
Peer Group	Bad Debt % Change (2014 -2018)
Large	-4.6%
Medium	-8.4%
Small	4.7%
Grand Total	-4.5%

In **Table 7**, bad debt is displayed in total by year and by each of the hospital peer groups. In **Table 8**, the percent change for each category in **Table 7** is presented. On the aggregate level, bad debt decreased by \$30.5 million between 2014 and 2018, or 4.5%. Like charity care the large peer group made up the bulk of the decrease in overall bad debt for the period. Bad debt for the large peer group decreased by \$27.7 million, or 4.6%. The medium peer group saw a decrease in bad debt of \$4.3 million, or 8.4%. The small peer group, unlike the other peer groups, saw an increase in bad debt over the period of \$1.5 million, or 4.7%.

### **C. Operating Expenses**

Operating expenses are the expenses that a business incurs from their normal business operations; for hospitals that is running and operating a hospital. For a hospital some of these expenses could include salaries, rent, management fees, purchase of supplies, and utilities. In this section, the Department will break down total operating expenses by expense type and review total operating expense over the period. Keep in mind that this analysis is only looking at hospitals that were open for the full period of the dataset (from 2014 to 2018) and reported data for all years.

**Graph 3: Total Operating Expense**



In **Graph 3**, total operating expense for all reporting hospitals is displayed for the period of 2014 to 2018. Between the period one can see that total operating expenses increased by roughly \$3.3 billion, or 27.9%.

### 1. Operating Expense Mix

To better understand operating expenses, the datasets allocate expenses into categories. The categories of this report reflect how most hospitals reported their operating expenses (through DATABANK). They include these five expense types:

- Salaries, wages, and benefits,
- Supplies,
- Depreciation,
- Interest, and
- Other<sup>6</sup>

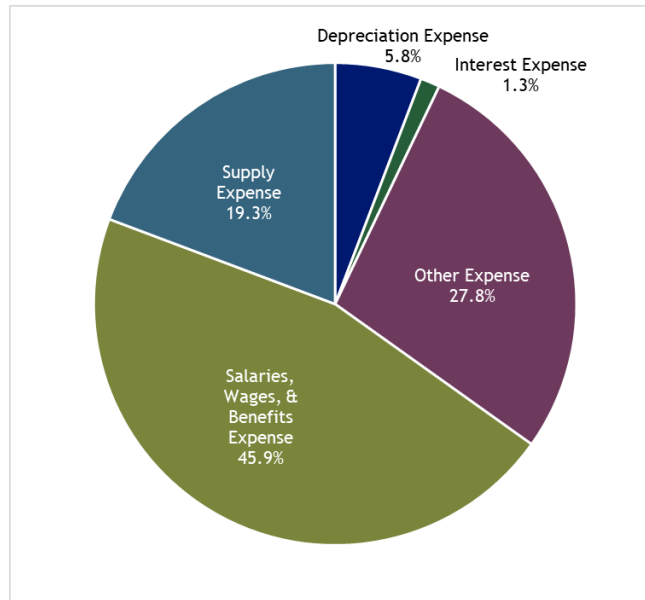
**Graph 4** displays the mix of aggregate operating expenses by type for 2018. This displays that most Colorado's hospital expenses are

---

<sup>6</sup> Other operating expenses can include, but are not limited to: rent, insurance, taxes, home office management fees, and etc. For the purposes of this report Other is inclusive of all operating expenses reported to the Department that are not salaries, wages, benefits, supplies, depreciation, and interest. See Other Expenses in the glossary section (**Appendix B**) for more information.

for labor (salaries, wages, and benefits). **Table 9** below exhibits the proportion of total operating expenses associated with the different operating expense categories described above for all years. When looking at the different operating expense categories, there is only slight variation in the mix of expenses through the years (there was no change over 0.7% between years).

**Graph 4: Mix of Operating Expenses by Type, 2018**



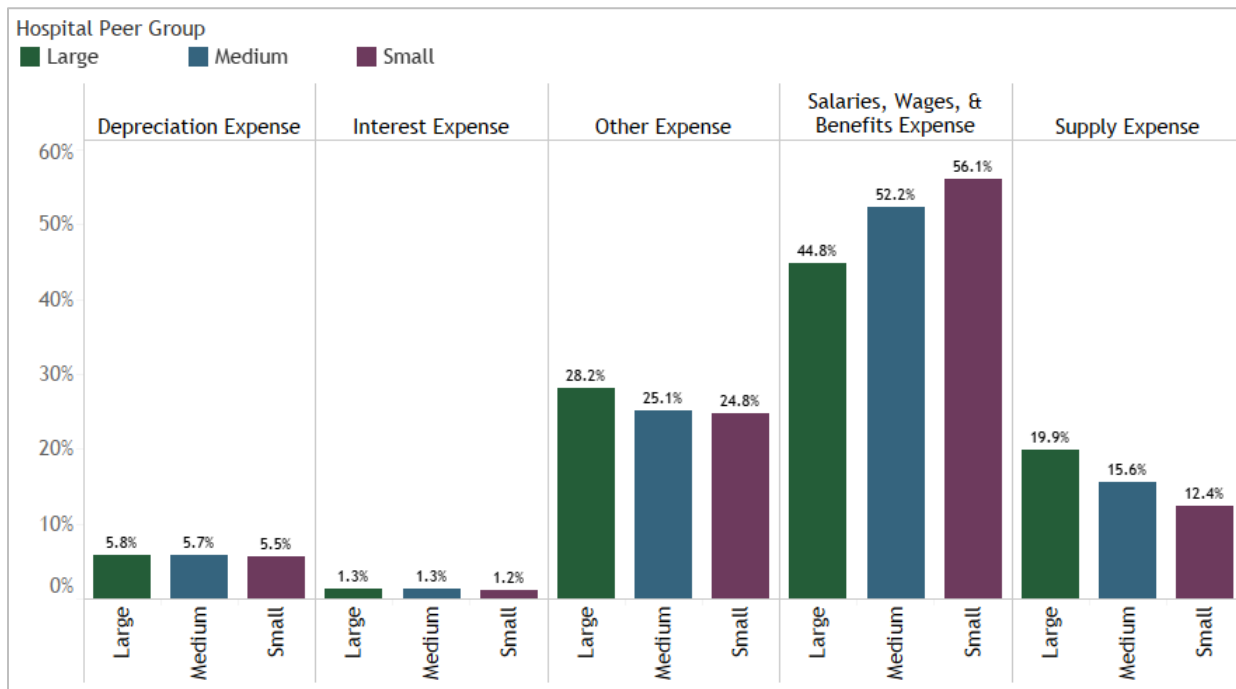
**Table 9: Mix of Operating Expenses by Type**

Expense Category	2014	2015	2016	2017	2018
Depreciation Expense	6.8%	6.6%	6.1%	6.0%	5.8%
Interest Expense	1.8%	1.7%	1.4%	1.3%	1.3%
Other Expense	26.7%	27.2%	27.1%	27.8%	27.8%
Salaries, Wages, and Benefits Expense	46.7%	46.1%	46.8%	46.1%	45.9%
Supply Expense	18.1%	18.4%	18.6%	18.8%	19.3%
Total Operating Expense	100.0%	100.0%	100.0%	100.0%	100.0%

Below (**Graph 5** and **Table 10**) represents the mix of operating expense types by hospital peer group. From this view of the data, hospitals of different size have different proportions of operating expense types. Specifically, the proportion of salaries, wages, and benefits expense and the proportion of supply expense. For the small peer group, salaries, wages, and benefits make up over half

(56.1% in 2018) of total operating expenses. The large peer group have a greater proportion of their total operating expenses going to supplies (19.9% in 2018) and other expenses (28.2% in 2018) than the medium and small peer groups. There is little variation between the hospital peer groups in the proportion of expenses for depreciation and interest.

**Graph 5: Operating Expense Mix by Hospital Peer Group, 2018**



**Table 10: Operating Expense Mix by Hospital Peer Group**

Year	Peer Groups	Depreciation Expense	Interest Expense	Other Expense	Salaries, Wages, and Benefits Expense	Supply Expense	Total Operating Expense
2014	Large	6.7%	1.8%	27.1%	45.6%	18.8%	100.0%
2014	Medium	7.3%	1.7%	24.0%	53.6%	13.5%	100.0%
2014	Small	7.1%	1.5%	23.4%	56.2%	11.8%	100.0%
2014	Total	6.8%	1.8%	26.7%	46.7%	18.1%	100.0%
2015	Large	6.5%	1.8%	27.6%	45.0%	19.2%	100.0%
2015	Medium	7.1%	1.5%	24.7%	53.1%	13.6%	100.0%
2015	Small	7.3%	1.5%	24.1%	55.3%	11.8%	100.0%
2015	Total	6.6%	1.7%	27.2%	46.1%	18.4%	100.0%
2016	Large	6.0%	1.4%	27.5%	45.7%	19.4%	100.0%

Year	Peer Groups	Depreciation Expense	Interest Expense	Other Expense	Salaries, Wages, and Benefits Expense	Supply Expense	Total Operating Expense
2016	Medium	6.5%	1.3%	24.2%	53.9%	14.0%	100.0%
2016	Small	6.8%	1.4%	24.2%	55.2%	12.3%	100.0%
2016	Total	6.1%	1.4%	27.1%	46.8%	18.6%	100.0%
2017	Large	6.0%	1.3%	28.2%	45.1%	19.5%	100.0%
2017	Medium	6.3%	1.4%	25.0%	53.0%	14.4%	100.0%
2017	Small	6.4%	1.3%	24.8%	55.2%	12.4%	100.0%
2017	Total	6.0%	1.3%	27.8%	46.1%	18.8%	100.0%
2018	Large	5.8%	1.3%	28.2%	44.8%	19.9%	100.0%
2018	Medium	5.7%	1.3%	25.1%	52.2%	15.6%	100.0%
2018	Small	5.5%	1.2%	24.8%	56.1%	12.4%	100.0%
2018	Total	5.8%	1.3%	27.8%	45.9%	19.3%	100.0%

## 2. Total Operating Expense Growth

Each year total operating expenses grew between \$711.0 million and \$866.9 million, or between 5.7% and 7.0% percent change, with average growth of \$817.9 million or 6.4% a year.

When split up by hospital peer group, total operating expenses growth is greatest for the medium peer group (Tables 11 and 12).

**Table 11: Total Operating Expense by Total and by Hospital Peer Group**

Peer Group	2014	2015	2016	2017	2018
Large	\$10,296,061,252	\$10,874,139,821	\$11,628,273,809	\$12,406,886,527	\$13,091,935,201
Medium	\$978,413,306	\$1,083,108,549	\$1,166,496,432	\$1,235,387,926	\$1,319,737,830
Small	\$435,256,717	\$463,530,590	\$492,932,280	\$528,884,283	\$569,575,379
Total	\$11,709,731,275	\$12,420,778,960	\$13,287,702,521	\$14,171,158,736	\$14,981,248,410

**Table 12: Total Operating Expense Percent Change by Hospital Peer Group**

Peer Group	Total Operating Expense % Change (2014 -2018)
Large	27.2%
Medium	34.9%
Small	30.9%
Total	27.9%

The Department will continue to analyze total operating expenses, specifically by using a size or volume denominator to assess expense variation among Colorado hospitals.

#### **D. Payor Mix**

Payor mix is the percentage composition of all the payor types that make up hospital services. The Department assesses payor mix by looking at the proportion of payor types that make up total charges.<sup>7</sup> To assess payor mix, proportions of charges are calculated. The dataset has four payor types (Medicare, Medicaid, commercial, and self-pay). The difference between total charges and the sum of these payor types has been labeled as “Other.”

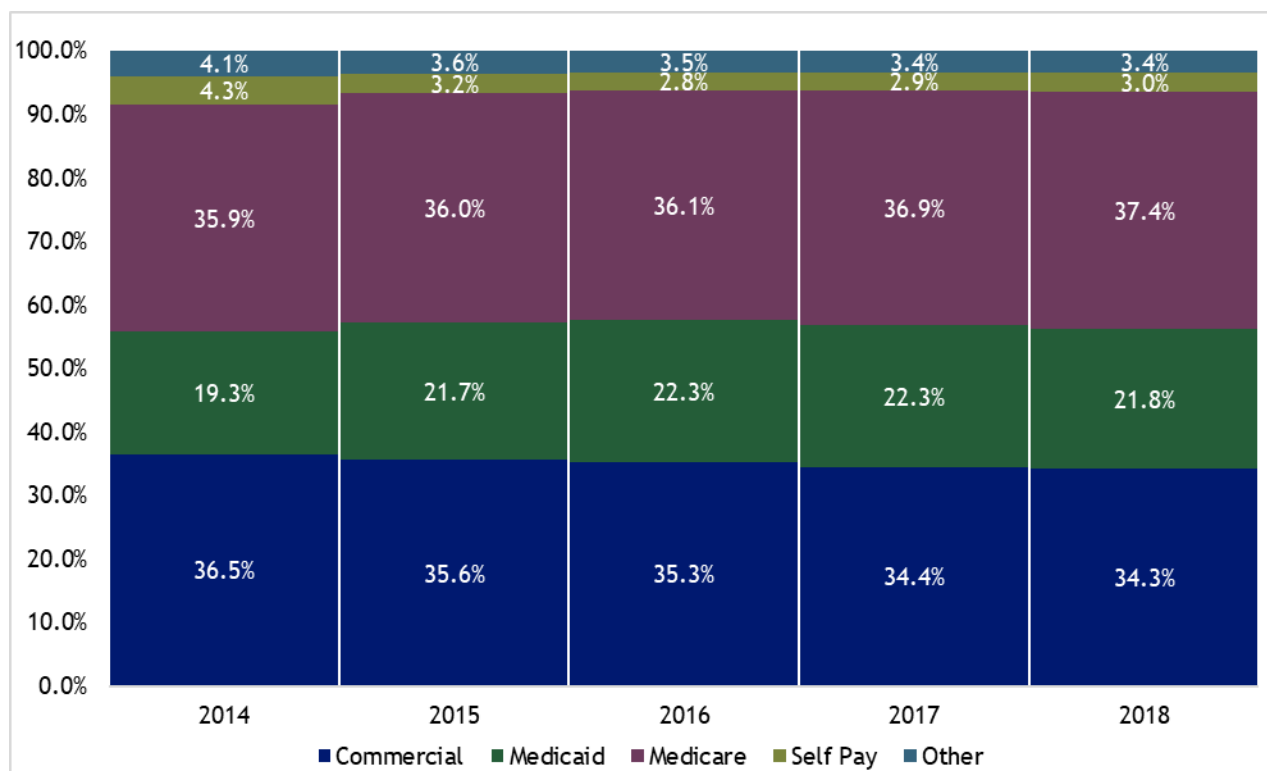
As can be seen in **Graph 6** and **Table 13** below, payor mix has not changed significantly between 2014 and 2018, but there has been some shift from commercial, self-pay, and other to the Medicaid and Medicare payor types. In 2018 more people were insured through public programs (59.3% Medicaid/Medicare payor mix) than in 2014 (55.1% Medicaid/Medicare payor mix). While Medicaid payor mix increased from 2014 to 2017 (from 19.3% to 22.3%), Medicaid payor mix has dropped between 2017 and 2018 (from 22.3% to 21.8%).

---

<sup>7</sup> A hospital’s chargemaster is a layer of financial values tied to services rendered that applies to all patients. Two patients who receive the same services will be “charged” the same amount. What the patients and their insurance coverage will end up paying varies based on their insurance’s negotiated rate with the hospital. But because the top layer of the charge system is universal amongst patients, charges are a good indication of the proportion of services associated with a payor type.



**Graph 6: Payor Mix**

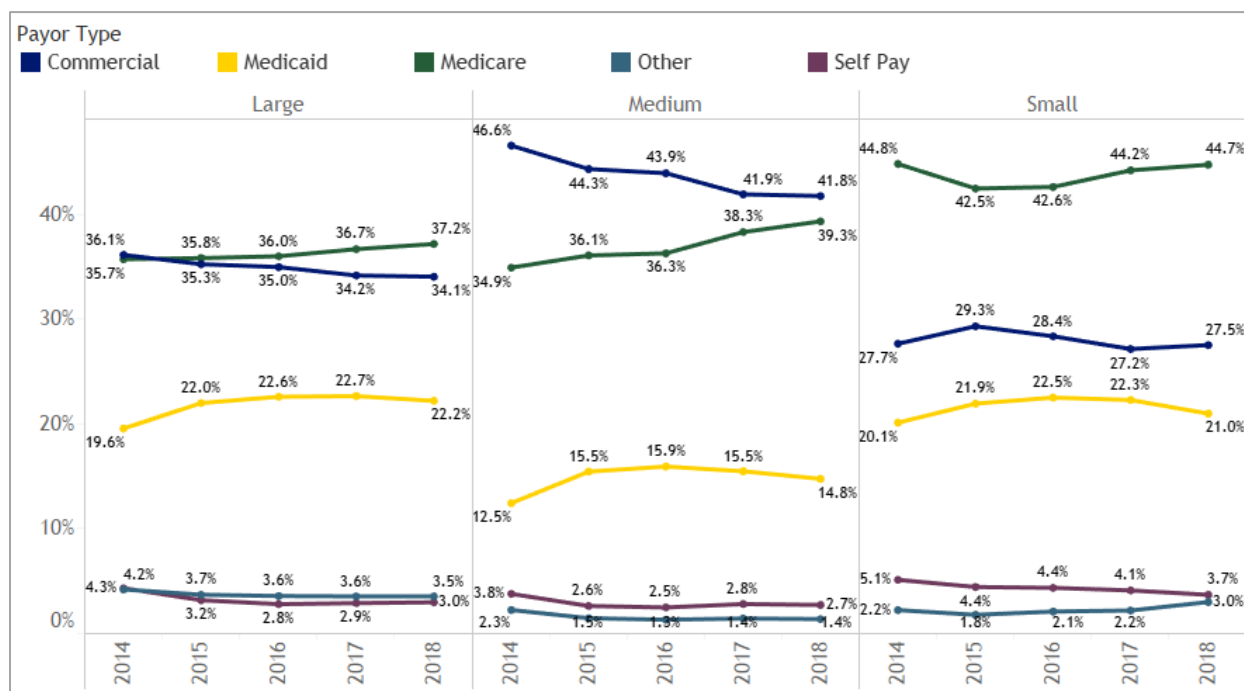


**Table 13: Payor Mix**

Year	Commercial	Medicaid	Medicare	Self-Pay	Other	Total
2014	36.5%	19.3%	35.9%	4.3%	4.1%	100.0%
2015	35.6%	21.7%	36.0%	3.2%	3.6%	100.0%
2016	35.3%	22.3%	36.1%	2.8%	3.5%	100.0%
2017	34.4%	22.3%	36.9%	2.9%	3.4%	100.0%
2018	34.3%	21.8%	37.4%	3.0%	3.4%	100.0%

The Department also looked at payor mix by the hospital peer groups, displayed in **Graph 7**. Some interesting findings from this view of the data are that the small peer group has the lowest commercial payor mix for all years (27.5% in 2018), and that this hospital peer group also has the highest proportion of self-pay payor types (3.7% in 2018). Most patients seen at the small peer group are insured through Medicare. Medicare is now the largest payor mix of the large peer group's payor mix as well. For all hospital peer groups, there was an increase in the proportion of Medicaid payor mix between 2014 and 2017, which then dropped off in 2018.

Graph 7: Payor Type by Hospital Peer Groups



#### IV. Conclusion

Satisfying HB 19-1001, this report provides information on hospital uncompensated care and operating expenses. While not all hospitals reported, the Department is satisfied that hospitals made a good faith effort to report the required data. The same-store analysis within the report represents 94.0% of licensed beds for the period under review.

Net patient revenue grew from \$12.1 billion to roughly \$16.1 billion between 2014 to 2018, an increase of 32.7% from 2014. The increase in net patient revenue was primarily driven by the large peer group which grew \$3.4 billion, whereas medium and small grew by \$414.1 million and \$143.5 million, respectively. The medium peer group, however, grew the most over the period in terms of percent change with 46.8%. The large and small peer groups increased by 31.5% and 34.8%, respectively.

Uncompensated care decreased overall by 18.8% from 2014, or approximately \$322.2 million. The small peer group decreased total uncompensated care by 8.0%, the medium peer group decreased its total uncompensated care by 15.7% from 2014, and finally the large peer group, decreased by 19.3%. In reviewing

the two components of uncompensated care (bad debt and charity care) the data show from 2014 to 2018 bad debt decreased by 4.5% overall, or approximately \$30.5 million, whereas charity care decreased significantly by 28.3%, or approximately \$291.6 million.

The small peer group hospitals, unlike their counterparts, actually saw an increase in bad debt expenses of \$1.5 million or 4.7% from 2014 to 2018.

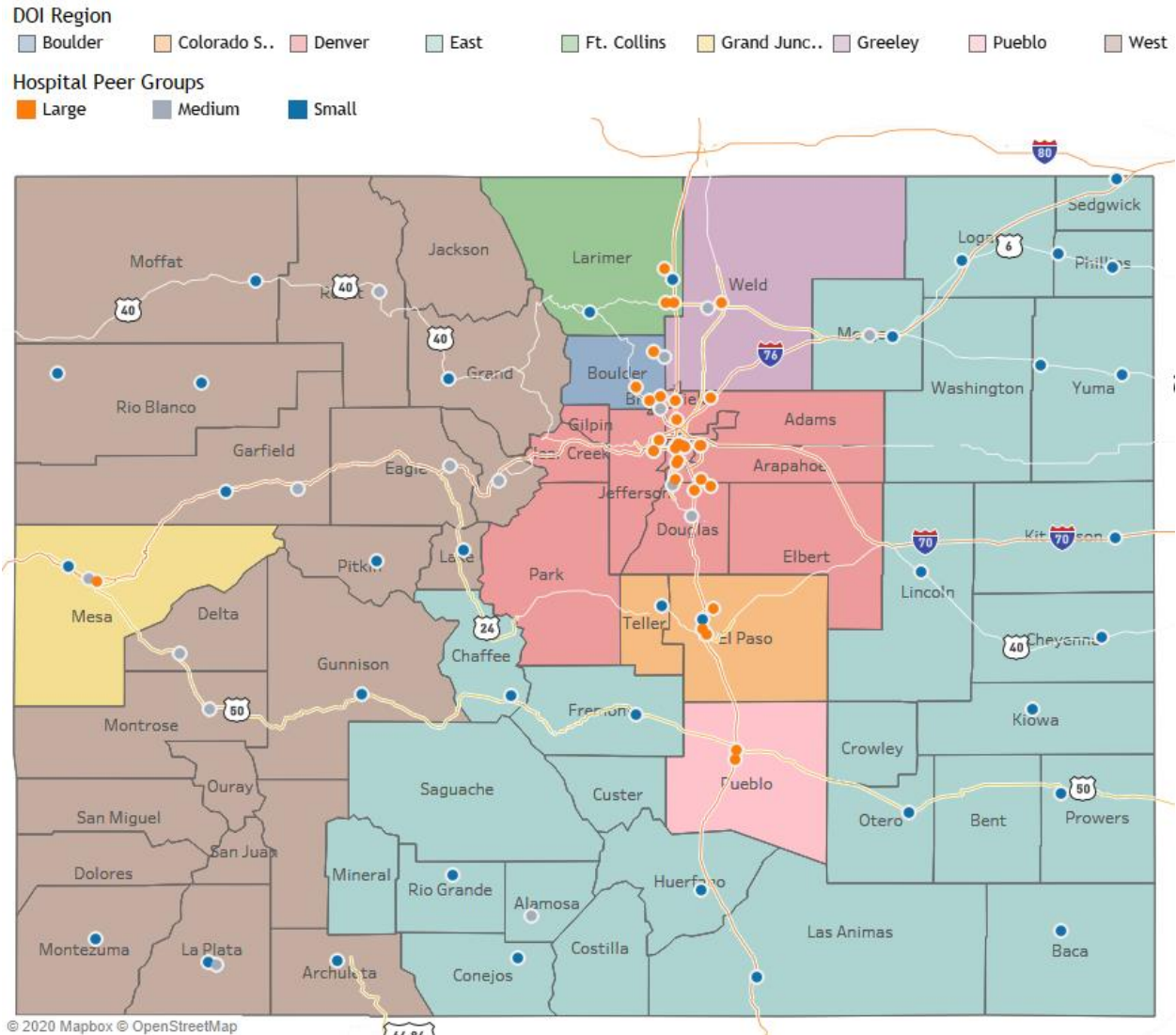
Total operating expenses increased overall by approximately \$3.3 billion from \$11.7 billion in 2014 to \$15.0 billion in 2018, increasing 6.7% (or \$817.9 million) a year, or 28% overall. The Department's analysis shows that the mix of expenses that make up total operating expenses remains relatively consistent. Salaries, wages, and benefits was the largest operating expense for all peer groups through the years; however, proportions of salaries, wages, and benefits among the hospital peer groups varied. The smaller the hospital size peer group the greater the proportion of salaries, wages, and benefits expense.

With the Department's payor mix analysis, the conclusion is that there were shifts in payor mix from commercial and self-pay categories to Medicare and Medicaid over the period. Additionally, the payor mix for the small hospital peer group had the lowest percentage of commercial when compared to the large and medium hospital peer groups.

The Department will continue to work with hospitals to obtain the missing data and work to improve and enhance the report and its collection process for the future annual reports. See **Appendix D** for a full report of each hospital's data.

## V. Appendices

### A. Map of Colorado Hospitals Identified by Hospital Peer Group and DOI Regions



## B. Glossary

**Affordable Care Act (ACA):** The comprehensive federal health care reform law enacted in March 2010. The law was enacted in two parts: The Patient Protection and Affordable Care Act was signed into law on March 23, 2010 and was amended by the Health Care and Education Reconciliation Act on March 30, 2010. The name “Affordable Care Act” is used to refer to the final, amended version of the law.

**Bad Debt:** The sum of all charged amounts that a provider billed but did not receive payment for the service.

**Charity Care:** The sum of all charged amounts determined by the health care provider to be charity care and thus unreceived revenue.

**Colorado Healthcare Affordability and Sustainability Enterprise Board (CHASE Board):** The CHASE Board makes recommendations to the Medical Services Board regarding the implementation of the health care affordability and sustainability fee. The CHASE Board also directs the implementation of delivery system reform incentive payments program and monitors the impact of the fee on the health care market.

**Contractual Allowances:** Also known as adjustments, contractual allowances are the difference between what a health care provider charges for the care provided to the patient and what the provider will be contractually paid by a third-party (commercial insurer and/or government program such as Medicare, Medicaid, etc.).

**Critical Access Hospitals:** A hospital qualified as a critical access hospital under 42 U.S.C. § 1395i4(c)(2) and certified as a critical access hospital by the Colorado Department of Public Health and Environment

**Department of Health Care Policy and Financing or Department:** A department of the government of the State of Colorado.

**DATABANK Program:** An online program available to Colorado Hospital Association members and serves as a centralized location for the collection of hospital utilization and financial data.

**Depreciation Expense:** The decrease in the fair value of a tangible asset, reported as an expense for the reporting period.

**Discharge:** A record of a formal release of a patient. This excludes newborns leaving with mothers. This excludes Death-on-Arrivals and includes death.

**General Hospital:** a hospital licensed as a general hospital by the Colorado Department of Public Health and Environment. Sometimes referred to as a “short-stay, acute care hospital”.

**Health System:** or Hospital System, a multi-hospital system is two or more hospital owned, leased, sponsored, or contract managed by a central organization.

**Hospital Peer Groups:** For the purposes of this report hospital peer groups are determined by grouping together number of licensed beds (for a definition of licensed beds please see below). The three (3) peer groups are as follow: the small peer group with 25 or fewer beds, the medium peer group with 26 to 90 beds, and the large peer group with 91 or more beds.

**House Bill 19-1001:** The Hospital Transparency Measures to Analyze Efficacy Bill signed into law on March 28, 2019.

**Interest Expense:** Expenses for mortgages, bonds, notes, lines-of-credit, convertible debt, and any other short-term or long-term borrowings.

**Licensed Beds:** The maximum number of beds that a licensure agency, such as the state or other governing body, allows a hospital or health facility to operate at any given time. Provide the number of beds at the end of the fiscal year.

**Long Term Care Hospital:** A General Hospital that is certified as a long-term care hospital by the Colorado Department of Public Health and Environment. Sometimes referred to say a “subacute care hospital”.

**Major Payor Groups:** A major payor in health care is the entity or individual that is paying the medical bill or claim. The major payors for the purposes of this report are Medicare, Medicaid, commercial, and self-pay.

Others can include compensation programs, like workman's compensation, and other government programs, like TRICARE/CHAMPUS.

**Medicare Cost Reports:** Medicare hospital cost report, form CMS 2552-96 or CMS 2552-10, or any successor form created by CMS, and the annual required submission of worksheets and schedules by Medicare certified providers used for Medicare reimbursement

**Net Patient Revenue:** Net patient revenue approximates the payments that a hospital receives for patient services. Net patient revenue is calculated by totaling all charges the hospital billed to patients, subtracting contractual allowances, and then subtracting bad debt and charity care.

**Table 14: Net Patient Revenue Calculation**

Calculation	Variable
	Total charges
-	Total contractual allowance
-	Total charity care
-	Total bad debt
=	Net patient revenue

**Other Expense:** The difference between total operating expense and specified categories of expenses (salaries, wages, and benefits, supply, interest, and depreciation). These expenses might be for taxes, utilization, contract services, fees, insurance, marketing expenses, and etc.

**Outpatient visit:** Determined by counting only one visit day for each calendar day that a patient visits an outpatient department or multiple outpatient departments.

**Psychiatric Hospital:** a hospital licensed as a psychiatric hospital by the Colorado Department of Public Health and Environment.

**Rehabilitation Hospital:** an inpatient rehabilitation facility.

**Salaries, Wages, and Benefit Expense:** Salaries and wages paid to hospital employees and employee benefits paid and provided by the hospital. These

include employee expenses for physicians, interns, residents, other trainees, facility employees, and home office wages.

**Supply Expense:** The sum of all expenses related to medical supplies, food, housekeeping, maintenance, general facility upkeep, minor equipment, administration, and medical drugs.

**Total Operating Expense:** The sum of all operating expenses to run the hospital. This include expenses like materials, supplies, contract services, management fees and home office allocations, depreciation, interest, taxes, consultants' services, utilities, pharmaceuticals, and insurance.

**Table 15: Total Operating Expense Calculation**

Calculation	Variable
	Depreciation
+	Interest
+	Salaries, wages, and benefits
+	Supplies
+	All other expenses
=	Total operating expenses

**Uncompensated Care:** Uncompensated care is the total amount of care that a hospital provides and that it does not expect to or will not receive compensation for providing the service.



## Appendix C: Data Reporting Status

Data Reporting Status					
Hospital	System	Beds	Years reported	Same-Store Analysis	Notes
Animas Surgical Hospital		12	None		
Arkansas Valley Regional Medical Center		25	2012 - 2018	TRUE	
Aspen Valley Hospital		25	None		
Avista Adventist Hospital	Centura Health Adventist	114	2012 - 2019	TRUE	
Banner Fort Collins Medical Center	Banner Health	23	2016 - 2019		New hospital
Boulder Community Health		178	2012 - 2018	TRUE	
Castle Rock Adventist Hospital	Centura Health Adventist	55	2012 - 2019	TRUE	
Children's Hospital Colorado	Children's Hospital CO	444	2012 - 2018	TRUE	
Children's Hospital Colorado Springs	Children's Hospital CO	99	None		New hospital
Colorado Canyons Hospital and Medical Center		25	2015 - 2018		
Colorado Plains Medical Center		50	2012 - 2019	TRUE	
Community Hospital		60	None		
Delta County Memorial Hospital		49	2012 - 2018	TRUE	
Denver Health Medical Center		555	2012 - 2018	TRUE	
East Morgan County Hospital	Banner Health	25	2012 - 2018	TRUE	
Estes Park Health		23	2012 - 2018	TRUE	
Good Samaritan Medical Center	SCL Health	234	2012 - 2019	TRUE	
Grand River Hospital District		25	2014 - 2018	TRUE	
Gunnison Valley Health		24	2012 - 2018	TRUE	
Haxtun Hospital District		25	2015 - 2018		
Heart of the Rockies Regional Medical Center		25	2012 - 2018	TRUE	
Keefe Memorial Health Service District		25	None		
Kit Carson County Health Service District		19	2012 - 2018	TRUE	
Lincoln Community Hospital		15	None		
Littleton Adventist Hospital	Centura Health Adventist	231	2012 - 2019	TRUE	
Longmont United Hospital	Centura Health CHI	186	2016 - 2019		
Lutheran Medical Center	SCL Health	338	2012 - 2019	TRUE	
McKee Medical Center	Banner Health	115	2012 - 2018	TRUE	
Melissa Memorial Hospital		15	2012 - 2018, missing 2017		
Memorial Regional Health		25	None		
Mercy Regional Medical Center	Centura Health CHI	82	2012 - 2019	TRUE	
Middle Park Medical Center - Kremmling		23	None		
Montrose Memorial Hospital		75	None		
Mt. San Rafael Hospital		25	2012 - 2018	TRUE	
National Jewish Health		46	2012 - 2018	TRUE	
North Colorado Medical Center	Banner Health	378	2012 - 2018	TRUE	
North Suburban Medical Center	HealthONE	157	2012 - 2018	TRUE	Financials reported at system level
OrthoColorado Hospital	Centura Health CHI	48	2012 - 2019	TRUE	
Pagosa Springs Medical Center		11	None		
Parker Adventist Hospital	Centura Health Adventist	170	2012 - 2019	TRUE	
Parkview Medical Center		350	2012 - 2019	TRUE	
Penrose-St. Francis Health Services	Centura Health CHI	327	2012 - 2019	TRUE	
Pioneers Medical Center		10	2012 - 2018	TRUE	
Platte Valley Medical Center	SCL Health	98	2012 - 2019	TRUE	
Porter Adventist Hospital	Centura Health Adventist	368	2012 - 2019	TRUE	
Presbyterian/St. Luke's Medical Center	HealthONE	680	2012 - 2018	TRUE	Financials reported at system level
Prowers Medical Center		25	None		
Rangely District Hospital		25	2012 - 2018	TRUE	
Rio Grande Hospital		17	2012 - 2019	TRUE	
Rose Medical Center	HealthONE	422	2012 - 2018	TRUE	Financials reported at system level
San Luis Valley Health Conejos County Hospital	San Luis Valley	17	2012 - 2018	TRUE	
San Luis Valley Health Regional Medical Center	San Luis Valley	49	2012 - 2018	TRUE	
Sedgwick County Health Center		15	2012 - 2018	TRUE	
Sky Ridge Medical Center	HealthONE	284	2012 - 2018	TRUE	Financials reported at system level
Southeast Colorado Hospital District		23	2014 - 2018	TRUE	
Southwest Health System, Inc.		25	None		
Spanish Peaks Regional Health Center		20	2017 - 2018		
St. Anthony Hospital	Centura Health CHI	237	2012 - 2019	TRUE	
St. Anthony North Health Campus	Centura Health CHI	100	2012 - 2019	TRUE	
St. Anthony Summit Medical Center	Centura Health CHI	35	2012 - 2019	TRUE	
St. Joseph Hospital	SCL Health	400	2012 - 2019	TRUE	
St. Mary-Corwin Medical Center	Centura Health CHI	408	2012 - 2019	TRUE	
St. Mary's Hospital & Medical Center, Inc.	SCL Health	346	2012 - 2019	TRUE	
St. Thomas More Hospital	Centura Health CHI	25	2012 - 2019	TRUE	
St. Vincent General Hospital District		25	2012 - 2018	TRUE	
Sterling Regional MedCenter	Banner Health	25	2012 - 2018	TRUE	
Swedish Medical Center	HealthONE	408	2012 - 2018	TRUE	Financials reported at system level
The Medical Center of Aurora	HealthONE	346	2012 - 2018	TRUE	Financials reported at system level
UCHealth Broomfield Hospital	UCHealth	22	2018 - 2019		New hospital
UCHealth Grandview Hospital	UCHealth	22	2018 - 2019		New hospital
UCHealth Greeley	UCHealth	50	2018 - 2019		New hospital
UCHealth Highlands Ranch	UCHealth	87	2018 - 2019		New hospital
UCHealth Longs Peak Hospital	UCHealth	51	2018 - 2019		New hospital
UCHealth Medical Center of the Rockies	UCHealth	174	2014 - 2019	TRUE	
UCHealth Memorial Hospital Central	UCHealth	583	2014 - 2019	TRUE	
UCHealth Pikes Peak Regional Hospital	UCHealth	15	2018 - 2019		
UCHealth Poudre Valley Hospital	UCHealth	255	2014 - 2019	TRUE	
UCHealth University of Colorado Hospital	UCHealth	673	2014 - 2019	TRUE	
UCHealth Yampa Valley Medical Center	UCHealth	39	2018 - 2019		
Vail Health Hospital		56	2012 - 2018	TRUE	
Valley View Hospital		78	2012 - 2018	TRUE	
Weisbrod Memorial County Hospital		25	2012 - 2018	TRUE	
Wray Community District Hospital		15	2012 - 2019	TRUE	
Yuma District Hospital		15	None		

# Appendix D: Detailed Data by Hospital

Bad Debt										
Size	Hospital	System	DOI	Beds	2014	2015	2016	2017	2018	
Size Classification: Small (25 beds or less)	Animas Surgical Hospital		9 - West	12 Rural						
	Arkansas Valley Regional Medical Center		8 - East	25 CAH	\$3,673,955	\$1,406,446	\$1,811,389	\$2,113,072	\$5,000,431	
	Aspen Valley Hospital		9 - West	25 CAH						
	Banner Fort Collins Medical Center	Banner Health	4 - Ft. Collins	23 Urban	Opened 4/3/2015		\$3,048,842	\$1,472,707	\$1,838,129	
	Colorado Canyons Hospital and Medical Center		5 - Grand Junction	25 CAH			\$1,366,187	\$1,241,459	\$1,362,304	
	East Morgan County Hospital	Banner Health	8 - East	25 CAH	\$1,289,995	\$944,649	\$586,558	\$959,651	\$1,009,200	
	Estes Park Health		4 - Ft. Collins	23 CAH	\$2,348,697	\$2,842,492	\$3,643,810	\$4,222,087	\$330,712	
	Grand River Hospital District		9 - West	25 CAH	\$5,890,625	\$5,847,318	\$7,856,539	\$5,241,351	\$7,772,273	
	Gunnison Valley Health		9 - West	24 CAH	\$1,451,353	\$1,176,909	\$1,926,600	\$2,325,772	\$3,648,063	
	Haxtun Hospital District		8 - East	25 CAH		\$200,509	\$317,628	\$208,450	\$188,672	
	Heart of the Rockies Regional Medical Center		8 - East	25 CAH	\$3,352,073	\$3,790,225	\$4,174,079	\$2,910,055	\$2,715,687	
	Keefe Memorial Health Service District		8 - East	25 CAH*						
	Kit Carson County Health Service District		8 - East	19 CAH*						
	Lincoln Community Hospital		8 - East	15 CAH*						
	Melissa Memorial Hospital		8 - East	15 CAH	-\$236,868	\$102,000	\$440,850		\$639,277	
	Memorial Regional Health		9 - West	25 CAH*						
	Middle Park Medical Center - Kremmling		9 - West	23 CAH						
	Mt. San Rafael Hospital		8 - East	25 CAH*	\$3,709,955	\$2,719,370	\$2,874,342	\$2,865,918	\$3,639,798	
	Pagosa Springs Medical Center		9 - West	11 CAH						
	Pioneers Medical Center		9 - West	10 CAH*	\$469,688	\$602,321	\$601,902	\$857,642	\$1,131,745	
	Prowers Medical Center		8 - East	25 CAH						
	Rangely District Hospital		9 - West	25 CAH*	\$986,020	\$355,375	\$504,186	\$713,694	\$293,197	
	Rio Grande Hospital		8 - East	17 CAH	\$1,763,056	\$785,185	\$1,501,411	\$1,333,329	\$1,288,267	
	San Luis Valley Health Conejos County Hospital	San Luis Valley	8 - East	17 CAH	\$776,882	\$1,208,031	\$794,338	\$331,400	\$678,575	
	Sedgwick County Health Center		8 - East	15 CAH*	\$751,492	\$661,257	\$589,606	\$637,287	\$710,295	
	Southeast Colorado Hospital District		8 - East	23 CAH*	\$653,432	\$396,564	\$836,407	-\$55,384	-\$127,012	
	Southwest Health System, Inc.		9 - West	25 CAH						
	Spanish Peaks Regional Health Center		8 - East	20 CAH*					\$204,988	
	St. Thomas More Hospital	Centura Health CHI	8 - East	25 CAH	\$1,047,533	\$1,205,848	\$1,011,012	\$6,830,533	\$1,866,636	
	St. Vincent General Hospital District		9 - West	25 CAH	\$1,538,882	\$717,021	\$822,242	\$877,810	\$1,023,710	
	Sterling Regional MedCenter	Banner Health	8 - East	25 Rural	\$1,669,709	\$1,161,015	\$1,248,860	\$1,097,042	\$1,339,343	
	UCHealth Broomfield Hospital	UCHealth	3 - Denver	22 Urban	Opened 9/1/2016				\$8,392,365	
	UCHealth Grandview Hospital	UCHealth	2 - Colorado Springs	22 Urban	Opened 1/1/2017				\$4,410,275	
	UCHealth Pikes Peak Regional Hospital	UCHealth	2 - Colorado Springs	15 CAH					\$270,959	
	Weisbrod Memorial County Hospital		8 - East	25 CAH*	\$156,289	\$328,293	\$217,944	\$334,365	\$242,882	
	Wray Community District Hospital		8 - East	15 CAH*	\$713,682	\$850,348	\$796,544	\$1,178,410	\$1,202,458	
	Yuma District Hospital		8 - East	15 CAH*						
	Subtotal: Same-Store			413	\$32,243,318	\$26,998,667	\$31,797,769	\$34,774,035	\$33,766,261	
	Subtotal			781	\$32,006,450	\$27,301,176	\$36,971,276	\$37,696,651	\$51,073,230	
Medium (26-90 beds)	Castle Rock Adventist Hospital	Centura Health Adventist	3 - Denver	55 Urban	\$5,999,346	\$5,238,100	\$3,102,843	\$8,392,740	\$4,937,808	
	Colorado Plains Medical Center		8 - East	50 Rural	\$5,440,522	\$3,372,687	\$3,825,000	\$3,989,000	\$3,909,000	
	Community Hospital		5 - Grand Junction	60 Urban						
	Delta County Memorial Hospital		9 - West	49 Rural	\$1,978,653	\$1,282,629	\$1,290,220	\$1,759,929	\$2,123,520	
	Mercy Regional Medical Center	Centura Health CHI	9 - West	82 Rural	\$6,113,294	\$4,048,482	\$4,148,146	\$13,054,557	\$5,327,530	
	Montrose Memorial Hospital		9 - West	75 Rural						
	National Jewish Health		3 - Denver	46 Urban	\$2,285,000	\$2,702,999	\$1,917,000	\$1,952,003	\$1,843,001	
	OrthoColorado Hospital	Centura Health CHI	3 - Denver	48 Urban	\$476,123	\$262,655	\$507,225	\$1,355,535	\$399,763	
	San Luis Valley Health Regional Medical Center	San Luis Valley	8 - East	49 Rural	\$4,330,879	\$2,744,031	\$4,493,650	\$2,467,841	\$6,443,269	
	St. Anthony Summit Medical Center	Centura Health CHI	9 - West	35 Rural	\$5,237,804	\$4,417,725	\$2,977,406	\$8,269,184	\$6,727,562	
	UCHealth Longs Peak Hospital	UCHealth	6 - Greeley	51 Urban	Opened 8/31/2017				\$4,906,901	
	UCHealth Yampa Valley Medical Center	UCHealth	9 - West	39 Rural					\$2,243,709	
	Vail Health Hospital		9 - West	56 Rural	\$14,513,545	\$8,262,623	\$10,356,865	\$9,071,156	\$10,607,863	
	Valley View Hospital		9 - West	78 Rural	\$5,565,302	\$5,179,772	\$6,908,357	\$6,442,727	\$5,284,061	
	Subtotal: Same-Store			548	\$51,940,468	\$37,511,703	\$39,526,711	\$56,754,673	\$47,603,378	
	Subtotal			910	\$51,940,468	\$37,511,703	\$39,526,711	\$56,754,673	\$54,753,988	
Large (91 or more beds)	Avista Adventist Hospital	Centura Health Adventist	1 - Boulder	114 Urban	\$3,819,562	\$1,805,943	\$2,860,840	\$5,831,713	\$4,545,846	
	Boulder Community Health		1 - Boulder	178 Urban	\$15,288,320	\$17,202,933	\$13,048,545	\$16,062,569	\$21,162,349	
	Children's Hospital Colorado	Children's Hospital CO	3 - Denver	471 Urban	\$15,470,538	\$10,327,681	\$8,312,410	\$10,218,281	\$4,254,897	
	Denver Health Medical Center		3 - Denver	555 Urban	\$113,991,625	\$100,473,430	\$97,030,645	\$79,285,674	\$81,351,597	
	Good Samaritan Medical Center	SCL Health	1 - Boulder	234 Urban	\$7,997,884	\$9,185,006	\$8,373,573	\$9,087,660	\$6,312,819	
	Littleton Adventist Hospital	Centura Health Adventist	3 - Denver	231 Urban	\$14,131,307	\$9,897,821	\$7,745,796	\$17,648,996	\$10,979,605	
	Longmont United Hospital	Centura Health CHI	1 - Boulder	186 Urban			\$15,055,775	\$6,958,656	\$8,987,993	
	Lutheran Medical Center	SCL Health	3 - Denver	338 Urban	\$14,379,624	\$15,201,223	\$12,540,297	\$10,370,497	\$16,746,115	
	McKee Medical Center	Banner Health	4 - Ft. Collins	115 Urban	\$5,049,953	\$4,478,719	\$3,156,747	\$3,782,970	\$4,413,291	
	North Colorado Medical Center	Banner Health	6 - Greeley	378 Urban	\$21,511,824	\$14,053,331	\$11,857,058	\$12,964,749	\$15,459,923	
	North Suburban Medical Center	HealthONE	3 - Denver	157 Urban	Charges by System Only					
	Parker Adventist Hospital	Centura Health Adventist	3 - Denver	170 Urban	\$13,728,933	\$9,443,230	\$9,555,792	\$18,649,678	\$11,852,932	
	Parkview Medical Center		7 - Pueblo	350 Urban	\$42,302,051	\$18,979,801	\$21,761,800	\$23,747,913	\$30,904,800	
	Penrose-St. Francis Health Services	Centura Health CHI	2 - Colorado Springs	522 Urban	\$18,441,306	\$11,235,880	\$9,038,936	\$41,246,679	\$16,520,321	
	Platte Valley Medical Center	SCL Health	3 - Denver	98 Urban	\$5,043,416	\$4,559,778	\$5,914,501	\$4,038,409	\$9,514,809	
	Porter Adventist Hospital	Centura Health Adventist	3 - Denver	368 Urban	\$11,353,236	\$5,006,913	\$4,665,056	\$17,518,930	\$7,500,153	
	Presbyterian/St. Luke's Medical Center	HealthONE	3 - Denver	680 Urban	Charges by System Only					
	Rose Medical Center	HealthONE	3 - Denver	422 Urban	Charges by System Only					
	Sky Ridge Medical Center	HealthONE	3 - Denver	284 Urban	Charges by System Only					
	St. Anthony Hospital	Centura Health CHI	3 - Denver	237 Urban	\$24,979,302	\$18,381,002	\$17,521,361	\$30,361,347	\$25,796,021	
	St. Anthony North Health Campus	Centura Health CHI	3 - Denver	100 Urban	\$18,295,865	\$7,473,939	\$8,251,981	\$12,315,484	\$13,138,428	
	St. Joseph Hospital	SCL Health	3 - Denver	400 Urban	\$9,069,495	\$15,237,298	\$9,891,567	\$8,744,513	\$13,341,012	
	St. Mary-Corwin Medical Center	Centura Health CHI	7 - Pueblo	408 Urban	\$2,418,192	\$2,785,538	\$2,300,631	\$12,605,241	\$3,365,315	
	St. Mary's Hospital & Medical Center, Inc.	SCL Health	5 - Grand Junction	346 Urban	\$15,294,528	\$13,255,428	\$8,604,696	\$6,017,433	\$8,130,860	
	Swedish Medical Center	HealthONE	3 - Denver	408 Urban	Charges by System Only					
	The Medical Center of Aurora	HealthONE	3 - Denver	346 Urban	Charges by System Only					
	UCHealth Medical Center of the Rockies	UCHealth	4 - Ft. Collins	174 Urban	\$21,805,047	\$17,701,455	\$15,811,702	\$16,856,683	\$21,239,003	
	UCHealth Memorial Hospital Central	UCHealth	2 - Colorado Springs	583 Urban	\$60,856,899	\$29,213,600	\$34,839,565	\$40,424,635	\$52,170,863	
	UCHealth Poudre Valley Hospital	UCHealth	4 - Ft. Collins	255 Urban	\$26,278,967	\$21,361,586	\$18,138,471	\$18,171,497	\$22,561,634	
	UCHealth University of Colorado Hospital	UCHealth	3 - Denver	673 Urban	\$69,503,953	\$59,432,284	\$55,594,478	\$68,710,367	\$85,585,128	
	HealthONE System (Charges by system only)	HealthONE		2297	\$50,440,000	\$130,110,001	\$90,094,000	\$75,872,000	\$86,900,000	
	Subtotal: Same-Store			9879	\$601,451,826	\$546,803,820	\$476,910,449	\$560,533,920	\$573,747,720	
	Subtotal			9781	\$601,451,826	\$546,803,820	\$491,966,224	\$567,492,576	\$582,735,713	
	Total: Same-Store			10840	\$685,635,612	\$611,314,189	\$548,234,929	\$652,062,628	\$655,117,359	
	Total			11472	\$685,398,744	\$611,616,698	\$568,464,211	\$661,943,900	\$688,562,930	

\* These Critical Access Hospitals have a Frontier Designation (are based in any county with less than 6 people/square mile)

Charity Care										
Size	Hospital	System	DOI	Beds	2014	2015	2016	2017	2018	
Size Classification: Small (25 beds or less)	Animas Surgical Hospital		9 - West	12 Rural						
	Arkansas Valley Regional Medical Center		8 - East	25 CAH	\$2,497,170	\$575,999	\$579,386	\$362,706	\$494,437	
	Aspen Valley Hospital		9 - West	25 CAH						
	Banner Fort Collins Medical Center	Banner Health	4 - Ft. Collins	23 Urban	Opened 4/3/2015		\$1,303,000	\$1,473,989	\$1,913,773	
	Colorado Canyons Hospital and Medical Center		5 - Grand Junction	25 CAH			\$130,670	\$108,192	\$179,914	
	East Morgan County Hospital	Banner Health	8 - East	25 CAH	\$719,066	\$504,105	\$901,310	\$1,074,977	\$1,219,673	
	Estes Park Health		4 - Ft. Collins	23 CAH	\$942,680	\$386,610	\$1,423,054	\$210,849	\$1,292,179	
	Grand River Hospital District		9 - West	25 CAH	\$2,191,500	\$1,878,534	\$1,264,130	\$1,245,403	\$1,360,885	
	Gunnison Valley Health		9 - West	24 CAH	\$1,200,635	\$534,531	\$926,623	\$753,447	\$767,471	
	Haxtun Hospital District		8 - East	25 CAH						
	Heart of the Rockies Regional Medical Center		8 - East	25 CAH	\$130,199	-\$605,362	\$62,944	\$214,070	\$480,755	
	Keefe Memorial Health Service District		8 - East	25 CAH*						
	Kit Carson County Health Service District		8 - East	19 CAH*						
	Lincoln Community Hospital		8 - East	15 CAH*						
	Melissa Memorial Hospital		8 - East	15 CAH	-\$222,708	-\$78,852	\$65,007		\$70,368	
	Memorial Regional Health		9 - West	25 CAH*						
	Middle Park Medical Center - Kremmling		9 - West	23 CAH						
	Mt. San Rafael Hospital		8 - East	25 CAH*	-\$218,468	\$2,329,629	\$499,738	\$654,279	\$843,404	
	Pagosa Springs Medical Center		9 - West	11 CAH						
	Pioneers Medical Center		9 - West	10 CAH*	\$28,887	\$131,261	\$95,836	\$79,558	\$89,956	
	Prowers Medical Center		8 - East	25 CAH						
	Rangely District Hospital		9 - West	25 CAH*	\$916	\$3,198	\$116	\$286	\$115	
	Rio Grande Hospital		8 - East	17 CAH	\$499,964	\$613,103	\$416,854	\$347,638	\$364,447	
	San Luis Valley Health Conejos County Hospital	San Luis Valley	8 - East	17 CAH	\$520,165	\$82,521	-\$556,163	-\$623,011	-\$276,043	
	Sedgwick County Health Center		8 - East	15 CAH*	\$111,670	\$53,608	\$35,929	\$42,183	\$127,142	
	Southeast Colorado Hospital District		8 - East	23 CAH*	-\$183,113	\$65,640	\$177,911	\$73,560	\$71,350	
	Southwest Health System, Inc.		9 - West	25 CAH						
	Spanish Peaks Regional Health Center		8 - East	20 CAH*				\$154,330,109	\$749,049	
	St. Thomas More Hospital	Centura Health CHI	8 - East	25 CAH	\$6,539,433	\$2,044,428	\$2,001,132	\$4,348,895	\$1,158,565	
	St. Vincent General Hospital District		9 - West	25 CAH	\$51,919			\$8,899	\$121,383	
	Sterling Regional MedCenter	Banner Health	8 - East	25 Rural	\$938,454	\$1,319,560	\$1,983,095	\$2,223,515	\$2,349,481	
	UCHealth Broomfield Hospital	UCHealth	3 - Denver	22 Urban	Opened 9/1/2016				\$402,444	
	UCHealth Grandview Hospital	UCHealth	2 - Colorado Springs	22 Urban	Opened 1/1/2017				\$333,745	
	UCHealth Pikes Peak Regional Hospital	UCHealth	2 - Colorado Springs	15 CAH					\$36,429	
	Weisbrod Memorial County Hospital		8 - East	25 CAH*			\$9,820	\$10,365	\$100,288	
	Wray Community District Hospital		8 - East	15 CAH*					\$43,201	
	Yuma District Hospital		8 - East	15 CAH*						
	Subtotal: Same-Store			413	\$15,971,077	\$9,917,364	\$6,975,606	\$11,027,619	\$10,608,688	
	Subtotal			781	\$15,748,369	\$9,838,512	\$8,474,283	\$166,939,909	\$14,024,411	
Medium (26-90 beds)	Castle Rock Adventist Hospital	Centura Health Adventist	3 - Denver	55 Urban	\$3,708,231	\$3,163,663	\$2,630,918	\$4,348,901	\$2,432,457	
	Colorado Plains Medical Center		8 - East	50 Rural	\$375,021	\$677,536	\$1,074,000	\$1,295,000	\$1,662,000	
	Community Hospital		5 - Grand Junction	60 Urban						
	Delta County Memorial Hospital		9 - West	49 Rural	\$421,556	\$72,807	\$242,208	\$325,948	-\$191,681	
	Mercy Regional Medical Center	Centura Health CHI	9 - West	82 Rural	\$10,097,764	\$5,505,621	\$5,281,105	\$8,004,174	\$3,308,680	
	Montrose Memorial Hospital		9 - West	75 Rural						
	National Jewish Health		3 - Denver	46 Urban	\$274,155	\$91,818	\$165,207	\$79,322	\$71,949	
	OrthoColorado Hospital	Centura Health CHI	3 - Denver	48 Urban	\$2,499	\$881	\$100,663	\$45,699	\$52,370	
	San Luis Valley Health Regional Medical Center	San Luis Valley	8 - East	49 Rural	\$1,830,651	-\$116,912	\$458,812	\$376,121	\$300,196	
	St. Anthony Summit Medical Center	Centura Health CHI	9 - West	35 Rural	\$4,509,766	\$3,285,277	\$3,471,180	\$5,739,940	\$2,788,468	
	UCHealth Longs Peak Hospital	UCHealth	6 - Greeley	51 Urban	Opened 8/31/2017				\$1,444,571	
	UCHealth Yampa Valley Medical Center	UCHealth	9 - West	39 Rural					\$1,146,445	
	Vail Health Hospital		9 - West	56 Rural	\$1,716,175	\$521,381	\$1,574,998	\$2,246,794	\$972,377	
	Valley View Hospital		9 - West	78 Rural	\$9,759,011	\$10,979,783	\$9,827,947	\$10,251,692	\$12,348,104	
	Subtotal: Same-Store			548	\$32,694,829	\$24,181,855	\$24,827,039	\$33,038,590	\$23,744,919	
	Subtotal			910	\$32,694,829	\$24,181,855	\$24,827,039	\$33,038,590	\$26,335,936	
Large (91 or more beds)	Avista Adventist Hospital	Centura Health Adventist	1 - Boulder	114 Urban	\$6,515,836	\$5,525,590	\$6,925,496	\$9,034,290	\$7,366,115	
	Boulder Community Health		1 - Boulder	178 Urban	\$11,439,445	\$11,025,227	\$12,370,173	\$14,273,358	\$14,044,844	
	Children's Hospital Colorado	Children's Hospital CO	3 - Denver	471 Urban	\$12,134,354	\$8,225,189	\$19,260,351	\$17,583,767	\$17,116,772	
	Denver Health Medical Center		3 - Denver	555 Urban	\$132,410,925	\$134,144,031	\$148,318,654	\$165,431,461	\$164,701,868	
	Good Samaritan Medical Center	SCL Health	1 - Boulder	234 Urban	\$3,999,126	\$3,966,589	\$5,477,178	\$6,828,987	\$8,492,271	
	Littleton Adventist Hospital	Centura Health Adventist	3 - Denver	231 Urban	\$19,487,548	\$12,006,839	\$10,498,602	\$13,918,294	\$6,670,798	
	Longmont United Hospital	Centura Health CHI	1 - Boulder	186 Urban			\$4,421,261	\$5,761,739	\$12,639,297	
	Lutheran Medical Center	SCL Health	3 - Denver	338 Urban	\$22,872,408	\$8,575,093	\$12,985,156	\$15,749,095	\$15,905,111	
	McKee Medical Center	Banner Health	4 - Ft. Collins	115 Urban	\$3,807,305	\$1,041,564	\$3,777,782	\$5,729,449	\$6,181,322	
	North Colorado Medical Center	Banner Health	6 - Greeley	378 Urban	\$29,161,254	\$17,616,258	\$23,814,046	\$26,586,467	\$34,290,776	
	North Suburban Medical Center	HealthONE	3 - Denver	157 Urban	Charges by System Only					
	Parker Adventist Hospital	Centura Health Adventist	3 - Denver	170 Urban	\$13,178,954	\$8,922,313	\$8,042,744	\$12,729,828	\$4,341,338	
	Parkview Medical Center		7 - Pueblo	350 Urban	\$25,466,231	\$15,370,099	\$14,689,283	-\$4,388,840	-\$149,934	
	Penrose-St. Francis Health Services	Centura Health CHI	2 - Colorado Springs	522 Urban	\$77,324,890	\$35,888,779	\$30,780,412	\$47,702,651	\$25,469,266	
	Platte Valley Medical Center	SCL Health	3 - Denver	98 Urban	\$8,518,411	\$4,173,419	\$8,274,759	\$11,473,546	\$7,011,567	
	Porter Adventist Hospital	Centura Health Adventist	3 - Denver	368 Urban	\$24,268,474	\$13,780,289	\$9,944,901	\$15,764,283	\$6,929,597	
	Presbyterian/St. Luke's Medical Center	HealthONE	3 - Denver	680 Urban	Charges by System Only					
	Rose Medical Center	HealthONE	3 - Denver	422 Urban	Charges by System Only					
	Sky Ridge Medical Center	HealthONE	3 - Denver	284 Urban	Charges by System Only					
	St. Anthony Hospital	Centura Health CHI	3 - Denver	237 Urban	\$54,355,811	\$34,072,525	\$28,893,310	\$42,305,838	\$15,408,904	
	St. Anthony North Health Campus	Centura Health CHI	3 - Denver	100 Urban	\$33,653,062	\$23,393,018	\$15,426,676	\$22,192,938	\$7,107,695	
	St. Joseph Hospital	SCL Health	3 - Denver	400 Urban	\$64,473,573	\$71,495,333	\$63,585,248	\$60,630,560	\$60,150,439	
	St. Mary-Corwin Medical Center	Centura Health CHI	7 - Pueblo	408 Urban	\$35,953,100	\$9,973,352	\$13,176,919	\$16,725,198	\$6,797,069	
	St. Mary's Hospital & Medical Center, Inc.	SCL Health	5 - Grand Junction	346 Urban	\$17,701,181	\$20,075,729	\$18,709,143	\$18,696,598	\$21,232,023	
	Swedish Medical Center	HealthONE	3 - Denver	408 Urban	Charges by System Only					
	The Medical Center of Aurora	HealthONE	3 - Denver	346 Urban	Charges by System Only					
	UCHealth Medical Center of the Rockies	UCHealth	4 - Ft. Collins	174 Urban	\$40,827,640	\$16,568,132	\$17,452,911	\$13,779,699	\$17,868,753	
	UCHealth Memorial Hospital Central	UCHealth	2 - Colorado Springs	583 Urban	\$70,704,129	\$19,770,907	\$24,003,151	\$24,746,161	\$32,891,874	
	UCHealth Poudre Valley Hospital	UCHealth	4 - Ft. Collins	255 Urban	\$43,924,876	\$15,123,689	\$14,276,310	\$14,739,520	\$14,310,480	
	UCHealth University of Colorado Hospital	UCHealth	3 - Denver	673 Urban	\$174,200,426	\$51,408,723	\$50,555,385	\$62,396,705	\$61,287,297	
	HealthONE System (Charges by system only)	HealthONE		2297	\$54,291,000	\$31,089,000	\$54,644,000	\$78,137,000	\$147,923,000	
	Subtotal: Same-Store			9879	\$980,669,958	\$573,231,686	\$615,882,589	\$712,766,853	\$703,349,245	
	Subtotal			9781	\$980,669,958	\$573,231,686	\$620,303,850	\$718,528,593	\$715,988,542	
	Total: Same-Store			10840	\$1,029,335,864	\$607,330,905	\$647,685,234	\$756,833,063	\$737,702,853	
	Total			11472	\$1,029,113,156	\$607,252,053	\$653,605,173	\$918,507,092	\$756,348,889	

\* These Critical Access Hospitals have a Frontier Designation (are based in any county with less than 6 people/square mile)

Contractual Allowances Total										
Size	Hospital	System	DOI	Beds	2014	2015	2016	2017	2018	
Size Classification: Small (25 beds or less)	Animas Surgical Hospital		9 - West	12 Rural						
	Arkansas Valley Regional Medical Center		8 - East	25 CAH	\$40,525,616	\$47,743,768	\$55,228,011	\$56,693,613	\$55,861,314	
	Aspen Valley Hospital		9 - West	25 CAH						
	Banner Fort Collins Medical Center	Banner Health	4 - Ft. Collins	23 Urban	Opened 4/3/2015		\$34,381,131	\$46,732,422	\$51,704,940	
	Colorado Canyons Hospital and Medical Center		5 - Grand Junction	25 CAH		\$29,891,646	\$31,880,252	\$35,702,969	\$40,717,430	
	East Morgan County Hospital	Banner Health	8 - East	25 CAH	\$16,942,571	\$16,765,326	\$18,211,908	\$22,812,573	\$22,873,084	
	Estes Park Health		4 - Ft. Collins	23 CAH	\$21,232,628	\$24,456,154	\$29,548,173	\$32,477,604	\$39,928,983	
	Grand River Hospital District		9 - West	25 CAH	\$28,580,545	\$30,007,038	\$36,571,902	\$49,926,952	\$47,027,922	
	Gunnison Valley Health		9 - West	24 CAH	\$15,915,225	\$19,716,334	\$24,169,799	\$28,915,658	\$33,721,453	
	Haxtun Hospital District		8 - East	25 CAH		-\$188,204	-\$859,577	\$669,020	\$2,187,337	
	Heart of the Rockies Regional Medical Center		8 - East	25 CAH	\$36,317,436	\$42,629,861	\$47,912,220	\$63,127,981	\$71,398,701	
	Keefe Memorial Health Service District		8 - East	25 CAH*						
	Kit Carson County Health Service District		8 - East	19 CAH*	\$7,671,047	\$7,810,452	\$6,451,509	\$7,028,908	\$8,239,361	
	Lincoln Community Hospital		8 - East	15 CAH*						
	Melissa Memorial Hospital		8 - East	15 CAH	\$1,695,380	\$2,832,756	\$3,970,049		\$9,617,214	
	Memorial Regional Health		9 - West	25 CAH*						
	Middle Park Medical Center - Kremmling		9 - West	23 CAH						
	Mt. San Rafael Hospital		8 - East	25 CAH*	\$34,924,993	\$31,203,074	\$35,141,321	\$42,011,202	\$42,868,987	
	Pagosa Springs Medical Center		9 - West	11 CAH						
	Pioneers Medical Center		9 - West	10 CAH*	\$3,378,762	\$3,565,699	\$5,471,515	\$4,061,055	\$2,013,947	
	Prowers Medical Center		8 - East	25 CAH						
	Rangely District Hospital		9 - West	25 CAH*	\$1,456,300	\$1,422,647	\$2,016,252	\$1,882,952	\$1,311,489	
	Rio Grande Hospital		8 - East	17 CAH	\$8,479,498	\$10,070,722	\$11,739,720	\$12,414,689	\$14,818,672	
	San Luis Valley Health Conejos County Hospital	San Luis Valley	8 - East	17 CAH	\$2,263,005	\$3,493,655	\$4,198,054	\$4,899,997	\$4,022,308	
	Sedgwick County Health Center		8 - East	15 CAH*	\$4,270,532	\$3,818,272	\$5,011,213	\$5,707,265	\$5,204,415	
	Southeast Colorado Hospital District		8 - East	23 CAH*	\$6,607,211	\$6,387,841	\$6,290,942	\$6,702,270	\$6,433,862	
	Southwest Health System, Inc.		9 - West	25 CAH						
	Spanish Peaks Regional Health Center		8 - East	20 CAH*				\$9,558,179	\$9,859,732	
	St. Thomas More Hospital	Centura Health CHI	8 - East	25 CAH	\$80,819,218	\$109,654,684	\$121,237,780	\$130,141,922	\$145,513,039	
	St. Vincent General Hospital District		9 - West	25 CAH	\$4,347,983	\$3,247,935	\$3,564,380	\$4,919,843	\$4,710,714	
	Sterling Regional MedCenter	Banner Health	8 - East	25 Rural	\$40,488,986	\$42,457,213	\$48,294,147	\$54,815,943	\$56,269,908	
	UCHealth Broomfield Hospital	UCHealth	3 - Denver	22 Urban	Opened 9/1/2016				\$107,155,765	
	UCHealth Grandview Hospital	UCHealth	2 - Colorado Springs	22 Urban	Opened 1/1/2017				\$103,239,184	
	UCHealth Pikes Peak Regional Hospital	UCHealth	2 - Colorado Springs	15 CAH					\$6,376,071	
	Weisbrod Memorial County Hospital		8 - East	25 CAH*	\$682,550	\$313,971	\$853,779	\$416,931	\$601,285	
	Wray Community District Hospital		8 - East	15 CAH*	\$4,382,585	\$3,861,254	\$5,724,106	\$7,912,110	\$9,852,849	
	Yuma District Hospital		8 - East	15 CAH*						
	Subtotal: Same-Store			413	\$359,286,692	\$408,625,900	\$467,636,732	\$536,869,468	\$572,672,293	
	Subtotal			781	\$360,982,072	\$441,162,098	\$537,008,587	\$629,532,058	\$903,529,965	
Medium (26-90 beds)	Castle Rock Adventist Hospital	Centura Health Adventist	3 - Denver	55 Urban	\$140,183,347	\$192,778,278	\$214,772,854	\$273,420,626	\$335,834,688	
	Colorado Plains Medical Center		8 - East	50 Rural	\$69,974,749	\$73,252,293	\$81,663,000	\$89,123,000	\$87,221,000	
	Community Hospital		5 - Grand Junction	60 Urban						
	Delta County Memorial Hospital		9 - West	49 Rural	\$71,220,155	\$80,891,260	\$90,163,617	\$100,114,075	\$108,625,128	
	Mercy Regional Medical Center	Centura Health CHI	9 - West	82 Rural	\$199,388,223	\$256,626,859	\$289,736,571	\$352,412,063	\$437,194,771	
	Montrose Memorial Hospital		9 - West	75 Rural						
	National Jewish Health		3 - Denver	46 Urban	\$75,295,926	\$85,669,655	\$118,714,526	\$131,215,859	\$138,137,515	
	OrthoColorado Hospital	Centura Health CHI	3 - Denver	48 Urban	\$152,836,008	\$175,199,094	\$232,870,540	\$237,952,398	\$265,501,636	
	San Luis Valley Health Regional Medical Center	San Luis Valley	8 - East	49 Rural	\$68,090,581	\$87,526,137	\$88,550,876	\$101,012,426	\$103,527,438	
	St. Anthony Summit Medical Center	Centura Health CHI	9 - West	35 Rural	\$59,976,905	\$71,394,297	\$85,978,730	\$99,269,619	\$142,265,465	
	UCHealth Longs Peak Hospital	UCHealth	6 - Greeley	51 Urban	Opened 8/31/2017				\$151,047,318	
	UCHealth Yampa Valley Medical Center	UCHealth	9 - West	39 Rural					\$37,756,029	
	Vail Health Hospital		9 - West	56 Rural	\$79,511,757	\$87,358,065	\$84,572,063	\$85,592,396	\$95,531,320	
	Valley View Hospital		9 - West	78 Rural	\$121,898,662	\$156,265,833	\$207,773,684	\$212,759,412	\$211,220,992	
	Subtotal: Same-Store			548	\$1,038,376,313	\$1,266,961,771	\$1,494,796,461	\$1,682,872,414	\$1,925,059,953	
	Subtotal			910	\$1,038,376,313	\$1,266,961,771	\$1,494,796,461	\$1,682,872,414	\$2,113,863,300	
Large (91 or more beds)	Avista Adventist Hospital	Centura Health Adventist	1 - Boulder	114 Urban	\$220,679,605	\$239,392,560	\$268,315,454	\$283,880,412	\$351,016,075	
	Boulder Community Health		1 - Boulder	178 Urban	\$831,275,106	\$934,932,666	\$1,065,141,381	\$1,187,024,658	\$1,237,455,478	
	Children's Hospital Colorado	Children's Hospital CO	3 - Denver	471 Urban	\$1,285,569,771	\$1,300,462,321	\$1,349,859,497	\$1,517,938,892	\$1,702,784,573	
	Denver Health Medical Center		3 - Denver	555 Urban	\$1,035,264,777	\$1,148,303,671	\$1,161,983,251	\$1,274,766,243	\$1,396,091,995	
	Good Samaritan Medical Center	SCL Health	1 - Boulder	234 Urban	\$909,443,370	\$957,996,456	\$1,026,040,442	\$1,123,331,133	\$1,152,869,572	
	Littleton Adventist Hospital	Centura Health Adventist	3 - Denver	231 Urban	\$796,932,698	\$869,263,996	\$929,187,685	\$975,104,870	\$1,072,415,603	
	Longmont Adventist Hospital	Centura Health CHI	1 - Boulder	186 Urban			\$387,381,798	\$448,832,089	\$468,452,892	
	Lutheran Medical Center	SCL Health	3 - Denver	338 Urban	\$961,176,374	\$1,008,488,837	\$1,175,952,568	\$1,316,699,663	\$1,360,016,548	
	McKee Medical Center	Banner Health	4 - Ft. Collins	115 Urban	\$199,344,575	\$219,456,845	\$213,925,099	\$227,759,503	\$234,777,637	
	North Colorado Medical Center	Banner Health	6 - Greeley	378 Urban	\$562,295,973	\$634,516,208	\$663,944,966	\$706,020,267	\$701,938,477	
	North Suburban Medical Center	HealthONE	3 - Denver	157 Urban	Charges by System Only					
	Parker Adventist Hospital	Centura Health Adventist	3 - Denver	170 Urban	\$565,092,433	\$683,943,403	\$787,229,192	\$824,886,629	\$921,146,381	
	Parkview Medical Center		7 - Pueblo	350 Urban	\$1,027,112,174	\$1,139,493,350	\$1,326,681,512	\$1,505,105,760	\$1,672,958,465	
	Penrose-St. Francis Health Services	Centura Health CHI	2 - Colorado Springs	522 Urban	\$1,458,559,546	\$1,714,576,581	\$1,875,371,066	\$2,048,168,798	\$2,388,485,278	
	Platte Valley Medical Center	SCL Health	3 - Denver	98 Urban	\$151,549,178	\$141,905,366	\$176,335,940	\$200,909,604	\$210,212,918	
	Porter Adventist Hospital	Centura Health Adventist	3 - Denver	368 Urban	\$849,612,196	\$1,007,160,264	\$1,036,291,643	\$1,057,494,443	\$1,091,998,049	
	Presbyterian/St. Luke's Medical Center	HealthONE	3 - Denver	680 Urban	Charges by System Only					
	Rose Medical Center	HealthONE	3 - Denver	422 Urban	Charges by System Only					
	Sky Ridge Medical Center	HealthONE	3 - Denver	284 Urban	Charges by System Only					
	St. Anthony Hospital	Centura Health CHI	3 - Denver	237 Urban	\$1,133,808,414	\$1,299,655,696	\$1,379,372,656	\$1,397,385,573	\$1,427,540,359	
	St. Anthony North Health Campus	Centura Health CHI	3 - Denver	100 Urban	\$430,808,371	\$445,681,324	\$475,389,488	\$486,402,217	\$588,308,693	
	St. Joseph Hospital	SCL Health	3 - Denver	400 Urban	\$1,363,020,090	\$1,490,567,342	\$1,628,624,709	\$1,838,896,354	\$1,870,428,726	
	St. Mary-Corwin Medical Center	Centura Health CHI	7 - Pueblo	408 Urban	\$507,684,568	\$575,608,364	\$635,004,576	\$670,967,252	\$682,507,079	
	St. Mary's Hospital & Medical Center, Inc.	SCL Health	5 - Grand Junction	346 Urban	\$595,425,054	\$614,942,058	\$668,821,714	\$752,499,129	\$809,793,302	
	Swedish Medical Center	HealthONE	3 - Denver	408 Urban	Charges by System Only					
	The Medical Center of Aurora	HealthONE	3 - Denver	346 Urban	Charges by System Only					
	UCHealth Medical Center of the Rockies	UCHealth	4 - Ft. Collins	174 Urban	\$464,105,086	\$559,514,110	\$636,110,240	\$749,723,906	\$863,810,704	
	UCHealth Memorial Hospital Central	UCHealth	2 - Colorado Springs	583 Urban	\$1,365,608,946	\$1,526,786,498	\$1,854,514,630	\$2,205,375,543	\$2,680,103,168	
	UCHealth Poudre Valley Hospital	UCHealth	4 - Ft. Collins	255 Urban	\$542,114,522	\$657,011,800	\$748,659,439	\$951,149,520	\$1,037,311,074	
	UCHealth University of Colorado Hospital	UCHealth	3 - Denver	673 Urban	\$3,115,780,884	\$3,695,467,761	\$4,247,971,180	\$4,855,849,174	\$5,813,819,459	
	HealthONE System (Charges by system only)	HealthONE		2297	\$9,709,183,000	\$10,992,287,999	\$12,733,440,000	\$14,509,083,000	\$16,444,803,000	
	Subtotal: Same-Store			9879	\$30,081,446,712	\$33,857,415,476	\$38,064,168,327	\$42,666,422,542	\$47,712,592,612	
	Subtotal			9781	\$30,081,446,712	\$33,857,415,476	\$38,064,168,327	\$42,666,422,542	\$47,712,592,612	
	Total: Same-Store			10840	\$31,479,109,717	\$35,533,003,148	\$40,026,601,520	\$44,886,164,425	\$50,210,324,858	
	Total			11472	\$31,480,805,097	\$35,565,539,346	\$40,483,355,173	\$45,427,659,104	\$51,198,438,769	

\* These Critical Access Hospitals have a Frontier Designation (are based in any county with less than 6 people/square mile)



Discharges Total										
Size	Hospital	System	DOI	Beds	2014	2015	2016	2017	2018	
Size Classification: Small (25 beds or less)	Animas Surgical Hospital		9 - West	12 Rural						
	Arkansas Valley Regional Medical Center		8 - East	25 CAH	1798	1999	1533	1589	1310	
	Aspen Valley Hospital		9 - West	25 CAH						
	Banner Fort Collins Medical Center	Banner Health	4 - Ft. Collins	23 Urban	Opened 4/3/2015		818	1080	1209	
	Colorado Canyons Hospital and Medical Center		5 - Grand Junction	25 CAH			535	480	454	
	East Morgan County Hospital	Banner Health	8 - East	25 CAH	469	412	409	376	464	
	Estes Park Health		4 - Ft. Collins	23 CAH	415	397	371	403	994	
	Grand River Hospital District		9 - West	25 CAH	503	506	514	587	599	
	Gunnison Valley Health		9 - West	24 CAH	576	554	564	527	510	
	Haxtun Hospital District		8 - East	25 CAH		92	107	78	110	
	Heart of the Rockies Regional Medical Center		8 - East	25 CAH	1081	1088	1058	1090	1073	
	Keefe Memorial Health Service District		8 - East	25 CAH*						
	Kit Carson County Health Service District		8 - East	19 CAH*	14175	14424	14708	13748	13892	
	Lincoln Community Hospital		8 - East	15 CAH*						
	Melissa Memorial Hospital		8 - East	15 CAH	181	240	122		239	
	Memorial Regional Health		9 - West	25 CAH*						
	Middle Park Medical Center - Kremmling		9 - West	23 CAH						
	Mt. San Rafael Hospital		8 - East	25 CAH*	776	672	636	679	600	
	Pagosa Springs Medical Center		9 - West	11 CAH						
	Pioneers Medical Center		9 - West	10 CAH*	199	216	300	267	473	
	Prowers Medical Center		8 - East	25 CAH						
	Rangely District Hospital		9 - West	25 CAH*	76	59	55	70	58	
	Rio Grande Hospital		8 - East	17 CAH	479	476	487	561	590	
	San Luis Valley Health Conejos County Hospital	San Luis Valley	8 - East	17 CAH	134	130	138	123	156	
	Sedgwick County Health Center		8 - East	15 CAH*	158	175	152	137	185	
	Southeast Colorado Hospital District		8 - East	23 CAH*	258	262	265	272	312	
	Southwest Health System, Inc.		9 - West	25 CAH						
	Spanish Peaks Regional Health Center		8 - East	20 CAH*				203	240	
	St. Thomas More Hospital	Centura Health CHI	8 - East	25 CAH	1731	1839	1767	1821	1854	
	St. Vincent General Hospital District		9 - West	25 CAH	69	6	2	54	165	
	Sterling Regional MedCenter	Banner Health	8 - East	25 Rural	1115	1228	1086	1034	1106	
	UCHealth Broomfield Hospital	UCHealth	3 - Denver	22 Urban	Opened 9/1/2016		2	126	126	
	UCHealth Grandview Hospital	UCHealth	2 - Colorado Springs	22 Urban	Opened 1/1/2017			147	304	
	UCHealth Pikes Peak Regional Hospital	UCHealth	2 - Colorado Springs	15 CAH					385	
	Weisbrod Memorial County Hospital		8 - East	25 CAH*	82	67	48	45	52	
	Wray Community District Hospital		8 - East	15 CAH*	343	342	347	384	398	
	Yuma District Hospital		8 - East	15 CAH*						
	Subtotal: Same-Store			413	24437	24852	24440	23767	24791	
	Subtotal			781	24618	25184	26024	25881	27858	
Medium (26-90 beds)	Castle Rock Adventist Hospital	Centura Health Adventist	3 - Denver	55 Urban	1727	2542	2606	2899	3364	
	Colorado Plains Medical Center		8 - East	50 Rural	1668	1595	1393	1283	1106	
	Community Hospital		5 - Grand Junction	60 Urban						
	Delta County Memorial Hospital		9 - West	49 Rural	1820	1763	1561	1649	1590	
	Mercy Regional Medical Center	Centura Health CHI	9 - West	82 Rural	4180	4281	4365	4274	4194	
	Montrose Memorial Hospital		9 - West	75 Rural						
	National Jewish Health		3 - Denver	46 Urban	71	61	37	37	49	
	OrthoColorado Hospital	Centura Health CHI	3 - Denver	48 Urban	2189	2313	2774	2942	3062	
	San Luis Valley Health Regional Medical Center	San Luis Valley	8 - East	49 Rural	2421	2378	2402	2323	2388	
	St. Anthony Summit Medical Center	Centura Health CHI	9 - West	35 Rural	1176	1251	1200	1313	1436	
	UCHealth Longs Peak Hospital	UCHealth	6 - Greeley	51 Urban	Opened 8/31/2017				2012	
	UCHealth Yampa Valley Medical Center	UCHealth	9 - West	39 Rural			1447	1421	1020	
	Vail Health Hospital		9 - West	56 Rural	1905	1811	1847	2075	2144	
	Valley View Hospital		9 - West	78 Rural	2796	2941	3011	2907	2903	
	Subtotal: Same-Store			548	19953	20936	21196	21702	22236	
	Subtotal			910	19953	20936	22643	23123	25268	
Large (91 or more beds)	Avista Adventist Hospital	Centura Health Adventist	1 - Boulder	114 Urban	4118	4151	4225	4271	4616	
	Boulder Community Health		1 - Boulder	178 Urban	8034	8470	8309	7985	7792	
	Children's Hospital Colorado	Children's Hospital CO	3 - Denver	471 Urban	19123	17547	15062	15415	15214	
	Denver Health Medical Center		3 - Denver	555 Urban	20626	20880	21205	20943	20963	
	Good Samaritan Medical Center	SCL Health	1 - Boulder	234 Urban	12414	12445	13282	12880	12413	
	Littleton Adventist Hospital	Centura Health Adventist	3 - Denver	231 Urban	9192	9544	9265	9202	9900	
	Longmont United Hospital	Centura Health CHI	1 - Boulder	186 Urban			6942	6616	5014	
	Lutheran Medical Center	SCL Health	3 - Denver	338 Urban	15157	15361	15983	15749	15115	
	McKee Medical Center	Banner Health	4 - Ft. Collins	115 Urban	4352	3949	3400	3323	3067	
	North Colorado Medical Center	Banner Health	6 - Greeley	378 Urban	11963	10822	10283	10726	10399	
	North Suburban Medical Center	HealthONE	3 - Denver	157 Urban	6704	7098	7717	7691	7708	
	Parker Adventist Hospital	Centura Health Adventist	3 - Denver	170 Urban	6890	7392	7823	7634	8218	
	Parkview Medical Center		7 - Pueblo	350 Urban	14459	15673	15774	15630	15382	
	Penrose-St. Francis Health Services	Centura Health CHI	2 - Colorado Springs	522 Urban	22735	23009	23102	24343	24801	
	Platte Valley Medical Center	SCL Health	3 - Denver	98 Urban	3085	2984	3301	3439	3176	
	Porter Adventist Hospital	Centura Health Adventist	3 - Denver	368 Urban	9608	9967	10026	9929	9924	
	Presbyterian/St. Luke's Medical Center	HealthONE	3 - Denver	680 Urban	11048	10661	11157	10919	11280	
	Rose Medical Center	HealthONE	3 - Denver	422 Urban	12155	11631	11024	11323	11462	
	Sky Ridge Medical Center	HealthONE	3 - Denver	284 Urban	13522	14971	16029	17020	16373	
	St. Anthony Hospital	Centura Health CHI	3 - Denver	237 Urban	10708	11781	11757	11749	11875	
	St. Anthony North Health Campus	Centura Health CHI	3 - Denver	100 Urban	5792	5329	5770	5584	5525	
	St. Joseph Hospital	SCL Health	3 - Denver	400 Urban	17839	18600	19547	19909	19332	
	St. Mary-Corwin Medical Center	Centura Health CHI	7 - Pueblo	408 Urban	5895	6081	6060	6381	5219	
	St. Mary's Hospital & Medical Center, Inc.	SCL Health	5 - Grand Junction	346 Urban	12600	12731	13103	12909	12767	
	Swedish Medical Center	HealthONE	3 - Denver	408 Urban	20401	19829	19476	19242	20146	
	The Medical Center of Aurora	HealthONE	3 - Denver	346 Urban	14953	14940	15327	16456	16842	
	UCHealth Medical Center of the Rockies	UCHealth	4 - Ft. Collins	174 Urban	9513	10589	10869	11989	11934	
	UCHealth Memorial Hospital Central	UCHealth	2 - Colorado Springs	583 Urban	19261	24619	26480	27497	28195	
	UCHealth Poudre Valley Hospital	UCHealth	4 - Ft. Collins	255 Urban	14575	15348	14840	15744	15669	
	UCHealth University of Colorado Hospital	UCHealth	3 - Denver	673 Urban	28620	30381	31458	31599	31842	
	HealthONE System (Charges by system only)	HealthONE		2297	78783	79130	80730	82651	83811	
	Subtotal: Same-Store			9879	378864	391754	397683	404501	403522	
	Subtotal			9781	444125	455913	469326	476748	475974	
	Total: Same-Store			10840	423254	437542	443319	449970	450549	
	Total			11472	488696	502033	517993	525752	529100	

\* These Critical Access Hospitals have a Frontier Designation (are based in any county with less than 6 people/square mile)

Inpatient Charges Commercial										
Size	Hospital	System	DOI	Beds	2014	2015	2016	2017	2018	
Size Classification: Small (25 beds or less)	Animas Surgical Hospital		9 - West	12 Rural						
	Arkansas Valley Regional Medical Center		8 - East	25 CAH	\$4,146,632	\$2,419,738	\$4,062,705	\$3,920,610	\$2,054,769	
	Aspen Valley Hospital		9 - West	25 CAH						
	Banner Fort Collins Medical Center	Banner Health	4 - Ft. Collins	23 Urban	Opened 4/3/2015		\$9,162,228	\$9,073,671	\$11,691,126	
	Colorado Canyons Hospital and Medical Center		5 - Grand Junction	25 CAH			\$4,577,735	\$3,575,978	\$3,362,652	
	East Morgan County Hospital	Banner Health	8 - East	25 CAH	\$1,407,115	\$1,148,290	\$1,846,215	\$1,443,972	\$1,551,112	
	Estes Park Health		4 - Ft. Collins	23 CAH	\$2,189,500	\$2,400,413	\$2,266,301	\$2,284,706	\$3,018,515	
	Grand River Hospital District		9 - West	25 CAH	\$3,581,291	\$2,803,879	\$2,905,640	\$3,686,897	\$4,990,937	
	Gunnison Valley Health		9 - West	24 CAH	\$4,694,178	\$3,682,198	\$3,963,817	\$4,255,785	\$4,301,781	
	Haxtun Hospital District		8 - East	25 CAH		\$239,658	\$67,427	\$302,964	\$14,292	
	Heart of the Rockies Regional Medical Center		8 - East	25 CAH	\$5,890,801	\$6,783,564	\$7,090,566	\$5,174,633	\$4,764,384	
	Keefe Memorial Health Service District		8 - East	25 CAH*						
	Kit Carson County Health Service District		8 - East	19 CAH*	\$384,004	\$128,997	\$292,347	\$98,345	\$104,028	
	Lincoln Community Hospital		8 - East	15 CAH*						
	Melissa Memorial Hospital		8 - East	15 CAH	\$456,338	\$322,188	\$188,015		\$955,151	
	Memorial Regional Health		9 - West	25 CAH*						
	Middle Park Medical Center - Kremmling		9 - West	23 CAH						
	Mt. San Rafael Hospital		8 - East	25 CAH*	\$1,372,633	\$1,403,526	\$1,663,129	\$1,301,393	\$2,486,417	
	Pagosa Springs Medical Center		9 - West	11 CAH						
	Pioneers Medical Center		9 - West	10 CAH*	\$1,639,565	\$1,050,482	\$1,731,624	\$1,403,411	\$3,298,076	
	Prowers Medical Center		8 - East	25 CAH						
	Rangely District Hospital		9 - West	25 CAH*	\$105,341	\$111,537	\$154,834	\$43,386	\$70,862	
	Rio Grande Hospital		8 - East	17 CAH	\$410,255	\$657,974	\$684,212	\$439,087	\$570,887	
	San Luis Valley Health Conejos County Hospital	San Luis Valley	8 - East	17 CAH	\$21,095	\$53,186	\$112,490	\$64,629	\$12,594	
	Sedgwick County Health Center		8 - East	15 CAH*	\$166,663	\$394,927	\$368,109	\$320,279	\$374,470	
	Southeast Colorado Hospital District		8 - East	23 CAH*	\$179,141	\$316,189	\$137,042	\$248,120	\$122,682	
	Southwest Health System, Inc.		9 - West	25 CAH						
	Spanish Peaks Regional Health Center		8 - East	20 CAH*				\$222,409	\$206,173	
	St. Thomas More Hospital	Centura Health CHI	8 - East	25 CAH	\$10,449,043	\$12,670,199	\$9,697,893	\$12,477,879	\$12,906,273	
	St. Vincent General Hospital District		9 - West	25 CAH	\$233,880	\$8,067		\$262,059	\$169,974	
	Sterling Regional MedCenter	Banner Health	8 - East	25 Rural	\$3,435,679	\$6,981,140	\$4,685,421	\$4,866,745	\$5,159,663	
	UCHealth Broomfield Hospital	UCHealth	3 - Denver	22 Urban	Opened 9/1/2016				\$908,363	
	UCHealth Grandview Hospital	UCHealth	2 - Colorado Springs	22 Urban	Opened 1/1/2017				\$1,408,342	
	UCHealth Pikes Peak Regional Hospital	UCHealth	2 - Colorado Springs	15 CAH					\$342,166	
	Weisbrod Memorial County Hospital		8 - East	25 CAH*	\$86,988	\$154,743	\$11,257		\$4,858	
	Wray Community District Hospital		8 - East	15 CAH*	\$1,136,675	\$1,665,862	\$1,470,669	\$1,739,560	\$2,595,473	
	Yuma District Hospital		8 - East	15 CAH*						
	Subtotal: Same-Store			413	\$41,530,479	\$44,834,911	\$43,144,271	\$44,031,496	\$48,312,392	
	Subtotal			781	\$41,986,817	\$45,396,757	\$57,139,676	\$57,206,519	\$67,200,657	
Medium (26-90 beds)	Castle Rock Adventist Hospital	Centura Health Adventist	3 - Denver	55 Urban	\$32,522,744	\$52,408,833	\$53,756,620	\$56,389,984	\$63,351,778	
	Colorado Plains Medical Center		8 - East	50 Rural	\$12,322,817	\$9,744,258	\$10,237,800	\$10,463,503	\$9,720,267	
	Community Hospital		5 - Grand Junction	60 Urban						
	Delta County Memorial Hospital		9 - West	49 Rural	\$5,968,214	\$5,678,365	\$5,588,862	\$5,143,811	\$5,814,198	
	Mercy Regional Medical Center	Centura Health CHI	9 - West	82 Rural	\$52,185,612	\$66,485,838	\$74,639,755	\$75,062,630	\$73,918,505	
	Montrose Memorial Hospital		9 - West	75 Rural						
	National Jewish Health		3 - Denver	46 Urban	\$227,614	\$95,882	\$79,327	\$102,018	\$438,037	
	OrthoColorado Hospital	Centura Health CHI	3 - Denver	48 Urban	\$85,393,746	\$97,235,893	\$118,382,104	\$115,246,646	\$122,433,333	
	San Luis Valley Health Regional Medical Center	San Luis Valley	8 - East	49 Rural	\$6,492,705	\$7,076,919	\$7,668,413	\$8,110,711	\$8,455,977	
	St. Anthony Summit Medical Center	Centura Health CHI	9 - West	35 Rural	\$31,355,170	\$32,642,584	\$32,741,994	\$30,544,752	\$34,794,593	
	UCHealth Longs Peak Hospital	UCHealth	6 - Greeley	51 Urban	Opened 8/31/2017				\$25,395,042	
	UCHealth Yampa Valley Medical Center	UCHealth	9 - West	39 Rural					\$13,307,147	
	Vail Health Hospital		9 - West	56 Rural	\$52,925,538	\$46,498,083	\$50,925,665	\$53,851,017	\$52,997,848	
	Valley View Hospital		9 - West	78 Rural	\$38,672,814	\$42,790,855	\$49,719,282	\$45,961,488	\$45,980,745	
	Subtotal: Same-Store			548	\$318,067,000	\$360,657,511	\$403,739,821	\$400,876,560	\$417,905,280	
	Subtotal			910	\$318,067,000	\$360,657,511	\$403,739,821	\$400,876,560	\$456,607,468	
Large (91 or more beds)	Avista Adventist Hospital	Centura Health Adventist	1 - Boulder	114 Urban	\$57,935,018	\$69,088,177	\$74,898,519	\$64,992,298	\$74,902,142	
	Boulder Community Health		1 - Boulder	178 Urban	\$151,360,073	\$145,987,810	\$180,857,935	\$172,697,992	\$175,187,931	
	Children's Hospital Colorado	Children's Hospital CO	3 - Denver	471 Urban	\$495,002,464	\$530,136,157	\$541,339,633	\$551,374,378	\$658,196,927	
	Denver Health Medical Center		3 - Denver	555 Urban	\$190,508,638	\$201,994,854	\$194,767,731	\$198,910,828	\$225,225,435	
	Good Samaritan Medical Center	SCL Health	1 - Boulder	234 Urban	\$253,092,595	\$253,479,941	\$255,516,469	\$272,287,816	\$245,618,156	
	Littleton Adventist Hospital	Centura Health Adventist	3 - Denver	231 Urban	\$191,235,656	\$242,038,540	\$235,830,943	\$211,291,803	\$210,579,218	
	Longmont United Hospital	Centura Health CHI	1 - Boulder	186 Urban			\$294,401,719	\$136,740,798	\$65,058,218	
	Lutheran Medical Center	SCL Health	3 - Denver	338 Urban	\$176,429,139	\$167,426,798	\$192,902,908	\$197,103,607	\$191,661,206	
	McKee Medical Center	Banner Health	4 - Ft. Collins	115 Urban	\$32,194,180	\$32,515,820	\$30,455,664	\$28,690,129	\$29,097,384	
	North Colorado Medical Center	Banner Health	6 - Greeley	378 Urban	\$110,103,193	\$112,445,324	\$107,478,336	\$106,262,664	\$105,494,340	
	North Suburban Medical Center	HealthONE	3 - Denver	157 Urban	Charges by System Only					
	Parker Adventist Hospital	Centura Health Adventist	3 - Denver	170 Urban	\$188,177,300	\$236,859,923	\$248,648,365	\$211,995,206	\$209,869,722	
	Parkview Medical Center		7 - Pueblo	350 Urban	\$245,321,336	\$259,470,696	\$289,649,276	\$309,859,461	\$355,222,234	
	Penrose-St. Francis Health Services	Centura Health CHI	2 - Colorado Springs	522 Urban	\$328,305,567	\$434,974,720	\$443,385,043	\$443,214,363	\$415,678,646	
	Platte Valley Medical Center	SCL Health	3 - Denver	98 Urban	\$25,194,077	\$24,045,333	\$30,257,841	\$31,986,391	\$30,363,273	
	Porter Adventist Hospital	Centura Health Adventist	3 - Denver	368 Urban	\$232,844,379	\$274,501,866	\$259,879,617	\$236,858,622	\$240,725,810	
	Presbyterian/St. Luke's Medical Center	HealthONE	3 - Denver	680 Urban	Charges by System Only					
	Rose Medical Center	HealthONE	3 - Denver	422 Urban	Charges by System Only					
	Sky Ridge Medical Center	HealthONE	3 - Denver	284 Urban	Charges by System Only					
	St. Anthony Hospital	Centura Health CHI	3 - Denver	237 Urban	\$291,570,206	\$374,854,245	\$366,589,883	\$307,643,729	\$308,402,588	
	St. Anthony North Health Campus	Centura Health CHI	3 - Denver	100 Urban	\$50,489,587	\$84,105,425	\$74,788,959	\$57,812,815	\$72,032,646	
	St. Joseph Hospital	SCL Health	3 - Denver	400 Urban	\$464,434,973	\$488,926,668	\$512,076,375	\$569,846,970	\$564,296,913	
	St. Mary-Corwin Medical Center	Centura Health CHI	7 - Pueblo	408 Urban	\$45,143,234	\$64,301,749	\$64,098,453	\$70,708,183	\$52,892,529	
	St. Mary's Hospital & Medical Center, Inc.	SCL Health	5 - Grand Junction	346 Urban	\$135,253,837	\$121,312,188	\$135,261,153	\$123,645,027	\$122,603,450	
	Swedish Medical Center	HealthONE	3 - Denver	408 Urban	Charges by System Only					
	The Medical Center of Aurora	HealthONE	3 - Denver	346 Urban	Charges by System Only					
	UCHealth Medical Center of the Rockies	UCHealth	4 - Ft. Collins	174 Urban	\$136,804,162	\$159,864,808	\$166,175,703	\$169,483,555	\$195,957,323	
	UCHealth Memorial Hospital Central	UCHealth	2 - Colorado Springs	583 Urban	\$174,814,008	\$196,873,095	\$240,476,345	\$283,873,086	\$321,598,647	
	UCHealth Poudre Valley Hospital	UCHealth	4 - Ft. Collins	255 Urban	\$150,207,414	\$151,005,676	\$147,435,233	\$151,035,060	\$152,118,205	
	UCHealth University of Colorado Hospital	UCHealth	3 - Denver	673 Urban	\$724,454,958	\$833,949,667	\$893,911,249	\$1,009,687,296	\$1,132,049,190	
	HealthONE System (Charges by system only)	HealthONE		2297	\$2,359,911,000	\$2,471,439,000	\$2,789,718,000	\$3,090,528,000	\$3,309,665,000	
	Subtotal: Same-Store			9879	\$7,210,786,994	\$7,931,598,479	\$8,476,399,633	\$8,871,789,279	\$9,399,438,916	
	Subtotal			9781	\$7,210,786,994	\$7,931,598,479	\$8,770,801,352	\$9,008,530,077	\$9,464,497,134	
	Total: Same-Store			10840	\$7,570,384,473	\$8,337,090,901	\$8,923,283,725	\$9,316,697,335	\$9,865,656,587	
	Total			11472	\$7,570,840,811	\$8,337,652,747	\$9,231,680,849	\$9,466,613,155	\$9,988,305,259	

\* These Critical Access Hospitals have a Frontier Designation (are based in any county with less than 6 people/square mile)

Inpatient Charges Medicaid										
Size	Hospital	System	DOI	Beds	2014	2015	2016	2017	2018	
Size Classification: Small (25 beds or less)	Animas Surgical Hospital		9 - West	12 Rural						
	Arkansas Valley Regional Medical Center		8 - East	25 CAH	\$4,359,825	\$3,098,461	\$4,300,822	\$4,439,560	\$4,487,568	
	Aspen Valley Hospital		9 - West	25 CAH						
	Banner Fort Collins Medical Center	Banner Health	4 - Ft. Collins	23 Urban	Opened 4/3/2015		\$6,580,909	\$9,455,684	\$8,407,964	
	Colorado Canyons Hospital and Medical Center		5 - Grand Junction	25 CAH			\$544,743	\$360,645	\$474,195	
	East Morgan County Hospital	Banner Health	8 - East	25 CAH	\$1,856,250	\$878,375	\$1,722,962	\$2,100,450	\$2,361,419	
	Estes Park Health		4 - Ft. Collins	23 CAH	\$806,609	\$2,241,874	\$1,423,349	\$1,756,525	\$2,120,970	
	Grand River Hospital District		9 - West	25 CAH	\$2,007,455	\$3,385,160	\$2,747,330	\$2,906,862	\$4,018,722	
	Gunnison Valley Health		9 - West	24 CAH	\$1,478,311	\$1,716,219	\$1,936,009	\$1,986,130	\$2,077,480	
	Haxtun Hospital District		8 - East	25 CAH		\$679,092	\$603,206	\$781,701	\$717,790	
	Heart of the Rockies Regional Medical Center		8 - East	25 CAH	\$3,946,038	\$3,594,221	\$3,547,271	\$3,272,768	\$3,521,364	
	Keefe Memorial Health Service District		8 - East	25 CAH*						
	Kit Carson County Health Service District		8 - East	19 CAH*	\$175,643	\$33,129	\$408,855	\$33,312	\$34,244	
	Lincoln Community Hospital		8 - East	15 CAH*						
	Melissa Memorial Hospital		8 - East	15 CAH	\$128,681	\$190,872	\$253,057		\$482,579	
	Memorial Regional Health		9 - West	25 CAH*						
	Middle Park Medical Center - Kremmling		9 - West	23 CAH						
	Mt. San Rafael Hospital		8 - East	25 CAH*	\$2,097,534	\$2,461,595	\$2,892,447	\$2,616,798	\$1,903,072	
	Pagosa Springs Medical Center		9 - West	11 CAH						
	Pioneers Medical Center		9 - West	10 CAH*	\$915,633	\$238,746	\$247,375	\$623,738	\$363,533	
	Prowers Medical Center		8 - East	25 CAH						
	Rangely District Hospital		9 - West	25 CAH*	\$34,571	\$107,769	\$100,140	\$15,685	\$35,667	
	Rio Grande Hospital		8 - East	17 CAH	\$494,314	\$652,642	\$486,363	\$763,711	\$656,016	
	San Luis Valley Health Conejos County Hospital	San Luis Valley	8 - East	17 CAH	\$104,966	\$174,213	\$300,403	\$130,726	\$187,006	
	Sedgwick County Health Center		8 - East	15 CAH*	\$1,600,862	\$1,537,250	\$1,374,787	\$1,526,827	\$1,832,859	
	Southeast Colorado Hospital District		8 - East	23 CAH*	\$3,095,954	\$3,720,335	\$3,504,765	\$3,476,010	\$3,574,852	
	Southwest Health System, Inc.		9 - West	25 CAH						
	Spanish Peaks Regional Health Center		8 - East	20 CAH*				\$368,929	\$400,427	
	St. Thomas More Hospital	Centura Health CHI	8 - East	25 CAH	\$11,576,565	\$15,360,427	\$14,867,115	\$16,466,865	\$15,487,532	
	St. Vincent General Hospital District		9 - West	25 CAH	\$386,320	\$21,184	\$45,102	\$111,941	\$201,519	
	Sterling Regional MedCenter	Banner Health	8 - East	25 Rural	\$4,366,347	\$4,391,400	\$5,022,309	\$5,128,536	\$5,576,085	
	UCHealth Broomfield Hospital	UCHealth	3 - Denver	22 Urban	Opened 9/1/2016				\$716,449	
	UCHealth Grandview Hospital	UCHealth	2 - Colorado Springs	22 Urban	Opened 1/1/2017				\$1,948,782	
	UCHealth Pikes Peak Regional Hospital	UCHealth	2 - Colorado Springs	15 CAH					\$189,983	
	Weisbrod Memorial County Hospital		8 - East	25 CAH*	\$922,398	\$999,556	\$1,125,634	\$1,012,881	\$913,461	
	Wray Community District Hospital		8 - East	15 CAH*	\$920,553	\$1,117,529	\$1,390,831	\$1,598,772	\$1,430,890	
	Yuma District Hospital		8 - East	15 CAH*						
	Subtotal: Same-Store			413	\$41,146,149	\$45,730,085	\$47,443,869	\$49,968,098	\$50,784,260	
	Subtotal			781	\$41,274,830	\$46,600,049	\$55,425,784	\$60,935,057	\$64,122,429	
Medium (26-90 beds)	Castle Rock Adventist Hospital	Centura Health Adventist	3 - Denver	55 Urban	\$6,030,873	\$10,891,317	\$16,685,443	\$17,326,367	\$24,926,970	
	Colorado Plains Medical Center		8 - East	50 Rural	\$8,696,576	\$10,204,971	\$8,599,602	\$9,512,624	\$9,317,924	
	Community Hospital		5 - Grand Junction	60 Urban						
	Delta County Memorial Hospital		9 - West	49 Rural	\$5,252,491	\$6,292,197	\$5,527,600	\$7,009,089	\$6,183,377	
	Mercy Regional Medical Center	Centura Health CHI	9 - West	82 Rural	\$19,571,029	\$29,137,202	\$31,242,490	\$38,900,153	\$42,513,255	
	Montrose Memorial Hospital		9 - West	75 Rural						
	National Jewish Health		3 - Denver	46 Urban	\$263,333	\$283,477	\$137,959	\$199,559	\$188,494	
	OrthoColorado Hospital	Centura Health CHI	3 - Denver	48 Urban			\$186	\$96,337	\$20,244	
	San Luis Valley Health Regional Medical Center	San Luis Valley	8 - East	49 Rural	\$10,704,422	\$13,506,153	\$13,450,934	\$13,109,585	\$16,523,522	
	St. Anthony Summit Medical Center	Centura Health CHI	9 - West	35 Rural	\$6,036,534	\$7,824,312	\$8,414,091	\$7,735,260	\$8,551,505	
	UCHealth Longs Peak Hospital	UCHealth	6 - Greeley	51 Urban	Opened 8/31/2017				\$16,534,050	
	UCHealth Yampa Valley Medical Center	UCHealth	9 - West	39 Rural					\$4,295,269	
	Vail Health Hospital		9 - West	56 Rural	\$7,222,306	\$8,276,757	\$9,027,243	\$8,294,600	\$7,634,671	
	Valley View Hospital		9 - West	78 Rural	\$22,871,691	\$26,897,287	\$36,074,791	\$29,328,253	\$29,470,764	
	Subtotal: Same-Store			548	\$86,649,254	\$113,313,673	\$129,160,339	\$131,511,825	\$145,330,727	
	Subtotal			910	\$86,649,254	\$113,313,673	\$129,160,339	\$131,511,825	\$166,160,046	
Large (91 or more beds)	Avista Adventist Hospital	Centura Health Adventist	1 - Boulder	114 Urban	\$27,176,009	\$31,032,458	\$32,699,201	\$32,430,207	\$39,787,521	
	Boulder Community Health		1 - Boulder	178 Urban	\$55,132,516	\$69,285,205	\$61,582,891	\$63,927,545	\$71,049,557	
	Children's Hospital Colorado	Children's Hospital CO	3 - Denver	471 Urban	\$722,858,138	\$697,378,052	\$687,531,079	\$734,977,674	\$823,997,181	
	Denver Health Medical Center		3 - Denver	555 Urban	\$493,579,453	\$532,587,821	\$497,746,522	\$465,173,028	\$494,114,825	
	Good Samaritan Medical Center	SCL Health	1 - Boulder	234 Urban	\$41,379,844	\$54,105,066	\$61,618,513	\$66,417,211	\$70,571,261	
	Littleton Adventist Hospital	Centura Health Adventist	3 - Denver	231 Urban	\$57,031,934	\$61,952,852	\$65,914,078	\$71,847,714	\$74,498,094	
	Longmont United Hospital	Centura Health CHI	1 - Boulder	186 Urban				\$41,638,636	\$57,291,140	
	Lutheran Medical Center	SCL Health	3 - Denver	338 Urban	\$109,465,256	\$128,980,084	\$140,767,758	\$155,759,312	\$163,212,357	
	McKee Medical Center	Banner Health	4 - Ft. Collins	115 Urban	\$19,065,221	\$20,448,864	\$23,580,823	\$21,536,475	\$21,194,784	
	North Colorado Medical Center	Banner Health	6 - Greeley	378 Urban	\$83,504,624	\$102,837,074	\$117,625,970	\$132,438,930	\$130,798,005	
	North Suburban Medical Center	HealthONE	3 - Denver	157 Urban	Charges by System Only					
	Parker Adventist Hospital	Centura Health Adventist	3 - Denver	170 Urban	\$36,131,010	\$48,134,922	\$61,759,147	\$59,255,783	\$60,879,157	
	Parkview Medical Center		7 - Pueblo	350 Urban	\$120,331,363	\$158,481,810	\$186,224,471	\$214,592,118	\$232,682,293	
	Penrose-St. Francis Health Services	Centura Health CHI	2 - Colorado Springs	522 Urban	\$107,411,493	\$142,287,316	\$156,067,529	\$179,679,895	\$218,712,038	
	Platte Valley Medical Center	SCL Health	3 - Denver	98 Urban	\$22,668,056	\$20,684,355	\$24,500,882	\$31,831,587	\$28,762,958	
	Porter Adventist Hospital	Centura Health Adventist	3 - Denver	368 Urban	\$74,059,680	\$107,789,573	\$91,047,808	\$103,331,901	\$114,008,587	
	Presbyterian/St. Luke's Medical Center	HealthONE	3 - Denver	680 Urban	Charges by System Only					
	Rose Medical Center	HealthONE	3 - Denver	422 Urban	Charges by System Only					
	Sky Ridge Medical Center	HealthONE	3 - Denver	284 Urban	Charges by System Only					
	St. Anthony Hospital	Centura Health CHI	3 - Denver	237 Urban	\$117,614,766	\$159,663,584	\$193,790,165	\$197,775,126	\$199,296,075	
	St. Anthony North Health Campus	Centura Health CHI	3 - Denver	100 Urban	\$53,179,280	\$54,813,024	\$67,008,862	\$56,056,435	\$51,570,753	
	St. Joseph Hospital	SCL Health	3 - Denver	400 Urban	\$115,893,182	\$181,036,591	\$205,987,924	\$245,359,729	\$239,118,714	
	St. Mary-Corwin Medical Center	Centura Health CHI	7 - Pueblo	408 Urban	\$50,366,204	\$58,987,477	\$67,644,708	\$77,036,728	\$66,445,541	
	St. Mary's Hospital & Medical Center, Inc.	SCL Health	5 - Grand Junction	346 Urban	\$137,279,612	\$136,773,861	\$141,923,752	\$142,761,882	\$140,285,549	
	Swedish Medical Center	HealthONE	3 - Denver	408 Urban	Charges by System Only					
	The Medical Center of Aurora	HealthONE	3 - Denver	346 Urban	Charges by System Only					
	UCHealth Medical Center of the Rockies	UCHealth	4 - Ft. Collins	174 Urban	\$47,234,567	\$68,586,275	\$70,515,047	\$74,211,688	\$86,659,914	
	UCHealth Memorial Hospital Central	UCHealth	2 - Colorado Springs	583 Urban	\$146,397,180	\$215,288,551	\$339,110,630	\$406,630,422	\$481,484,080	
	UCHealth Poudre Valley Hospital	UCHealth	4 - Ft. Collins	255 Urban	\$63,891,013	\$82,196,619	\$87,120,773	\$100,611,897	\$109,403,706	
	UCHealth University of Colorado Hospital	UCHealth	3 - Denver	673 Urban	\$522,963,469	\$617,995,089	\$731,486,577	\$812,930,291	\$930,034,562	
	HealthONE System (Charges by system only)	HealthONE		2297	\$1,138,972,000	\$1,401,287,000	\$1,644,728,000	\$1,844,845,000	\$2,104,810,000	
	Subtotal: Same-Store			9879	\$4,363,585,870	\$5,152,613,523	\$5,757,983,109	\$6,301,418,579	\$6,953,377,512	
	Subtotal			9781	\$4,363,585,870	\$5,152,613,523	\$5,757,983,109	\$6,343,057,215	\$7,010,668,653	
	Total: Same-Store			10840	\$4,491,381,273	\$5,311,657,281	\$5,934,587,317	\$6,482,898,502	\$7,149,492,499	
	Total			11472	\$4,491,509,954	\$5,312,527,245	\$5,942,569,232	\$6,535,504,097	\$7,240,951,128	

\* These Critical Access Hospitals have a Frontier Designation (are based in any county with less than 6 people/square mile)

Inpatient Charges Medicare										
Size	Hospital	System	DOI	Beds	2014	2015	2016	2017	2018	
Size Classification: Small (25 beds or less)	Animas Surgical Hospital		9 - West	12 Rural						
	Arkansas Valley Regional Medical Center		8 - East	25 CAH	\$14,572,354	\$11,266,920	\$12,249,406	\$13,098,239	\$13,561,439	
	Aspen Valley Hospital		9 - West	25 CAH						
	Banner Fort Collins Medical Center	Banner Health	4 - Ft. Collins	23 Urban	Opened 4/3/2015		\$8,386,752	\$11,744,352	\$14,887,905	
	Colorado Canyons Hospital and Medical Center		5 - Grand Junction	25 CAH			\$5,287,474	\$5,885,167	\$4,356,707	
	East Morgan County Hospital	Banner Health	8 - East	25 CAH	\$6,781,485	\$7,177,275	\$4,733,088	\$4,718,096	\$4,004,461	
	Estes Park Health		4 - Ft. Collins	23 CAH	\$6,461,857	\$5,730,205	\$6,371,254	\$7,211,359	\$7,456,555	
	Grand River Hospital District		9 - West	25 CAH	\$6,387,406	\$7,419,589	\$7,519,594	\$10,952,350	\$10,806,667	
	Gunnison Valley Health		9 - West	24 CAH	\$4,197,318	\$4,751,821	\$6,562,738	\$6,924,537	\$12,273,949	
	Haxtun Hospital District		8 - East	25 CAH		\$2,048,714	\$1,067,975	\$1,413,614	\$1,619,566	
	Heart of the Rockies Regional Medical Center		8 - East	25 CAH	\$10,131,975	\$11,289,772	\$11,953,326	\$13,845,825	\$16,725,727	
	Keefe Memorial Health Service District		8 - East	25 CAH*						
	Kit Carson County Health Service District		8 - East	19 CAH*	\$552,760	\$246,872	\$981,444	\$225,988	\$238,355	
	Lincoln Community Hospital		8 - East	15 CAH*						
	Melissa Memorial Hospital		8 - East	15 CAH	\$1,675,420	\$1,584,072	\$1,492,713		\$5,758,878	
	Memorial Regional Health		9 - West	25 CAH*						
	Middle Park Medical Center - Kremmling		9 - West	23 CAH						
	Mt. San Rafael Hospital		8 - East	25 CAH*	\$8,504,385	\$8,147,868	\$7,198,611	\$7,289,915	\$7,192,697	
	Pagosa Springs Medical Center		9 - West	11 CAH						
	Pioneers Medical Center		9 - West	10 CAH*	\$1,566,765	\$1,527,973	\$2,968,499	\$3,118,691	\$4,125,789	
	Prowers Medical Center		8 - East	25 CAH						
	Rangely District Hospital		9 - West	25 CAH*	\$460,170	\$439,117	\$351,420	\$556,814	\$291,560	
	Rio Grande Hospital		8 - East	17 CAH	\$4,333,675	\$4,105,195	\$5,383,703	\$4,607,308	\$5,328,255	
	San Luis Valley Health Conejos County Hospital	San Luis Valley	8 - East	17 CAH	\$1,340,130	\$1,320,251	\$1,996,119	\$1,896,225	\$1,898,002	
	Sedgwick County Health Center		8 - East	15 CAH*	\$1,013,736	\$997,460	\$650,159	\$620,459	\$1,557,293	
	Southeast Colorado Hospital District		8 - East	23 CAH*	\$3,096,779	\$3,985,951	\$4,784,273	\$3,732,859	\$5,017,208	
	Southwest Health System, Inc.		9 - West	25 CAH						
	Spanish Peaks Regional Health Center		8 - East	20 CAH*				\$1,366,507	\$1,355,557	
	St. Thomas More Hospital	Centura Health CHI	8 - East	25 CAH	\$24,619,301	\$25,988,999	\$30,254,509	\$29,496,923	\$31,866,830	
	St. Vincent General Hospital District		9 - West	25 CAH	\$360,591	\$13,775		\$313,133	\$313,680	
	Sterling Regional MedCenter	Banner Health	8 - East	25 Rural	\$13,280,430	\$12,557,720	\$12,931,386	\$14,038,286	\$14,839,947	
	UCHealth Broomfield Hospital	UCHealth	3 - Denver	22 Urban	Opened 9/1/2016				\$708,320	
	UCHealth Grandview Hospital	UCHealth	2 - Colorado Springs	22 Urban	Opened 1/1/2017				\$3,034,947	
	UCHealth Pikes Peak Regional Hospital	UCHealth	2 - Colorado Springs	15 CAH					\$1,079,828	
	Weisbrod Memorial County Hospital		8 - East	25 CAH*	\$850,713	\$761,717	\$607,769	\$1,121,300	\$533,934	
	Wray Community District Hospital		8 - East	15 CAH*	\$2,406,363	\$1,691,347	\$1,160,422	\$2,823,032	\$3,887,520	
	Yuma District Hospital		8 - East	15 CAH*						
	Subtotal: Same-Store			413	\$110,918,194	\$109,419,827	\$118,657,721	\$126,591,339	\$141,919,868	
	Subtotal			781	\$112,593,614	\$113,052,613	\$134,892,635	\$147,000,979	\$174,721,576	
Medium (26-90 beds)	Castle Rock Adventist Hospital	Centura Health Adventist	3 - Denver	55 Urban	\$34,429,744	\$51,075,421	\$50,875,151	\$68,702,201	\$77,027,963	
	Colorado Plains Medical Center		8 - East	50 Rural	\$23,910,542	\$26,506,448	\$26,748,514	\$27,069,915	\$24,067,583	
	Community Hospital		5 - Grand Junction	60 Urban						
	Delta County Memorial Hospital		9 - West	49 Rural	\$21,856,237	\$21,506,630	\$22,598,708	\$24,548,226	\$26,827,634	
	Mercy Regional Medical Center	Centura Health CHI	9 - West	82 Rural	\$67,040,214	\$82,089,666	\$86,093,031	\$105,994,777	\$121,920,566	
	Montrose Memorial Hospital		9 - West	75 Rural						
	National Jewish Health		3 - Denver	46 Urban	\$43,830	\$103,289			\$79,654	
	OrthoColorado Hospital	Centura Health CHI	3 - Denver	48 Urban	\$87,211,609	\$95,442,622	\$134,424,274	\$149,852,034	\$157,555,051	
	San Luis Valley Health Regional Medical Center	San Luis Valley	8 - East	49 Rural	\$17,304,295	\$21,815,902	\$20,561,063	\$23,016,940	\$28,212,930	
	St. Anthony Summit Medical Center	Centura Health CHI	9 - West	35 Rural	\$8,240,632	\$8,854,393	\$10,576,642	\$11,691,801	\$18,627,747	
	UCHealth Longs Peak Hospital	UCHealth	6 - Greeley	51 Urban	Opened 8/31/2017				\$38,665,722	
	UCHealth Yampa Valley Medical Center	UCHealth	9 - West	39 Rural					\$13,675,669	
	Vail Health Hospital		9 - West	56 Rural	\$19,398,515	\$19,831,095	\$18,850,963	\$29,835,092	\$33,619,215	
	Valley View Hospital		9 - West	78 Rural	\$36,459,886	\$50,187,354	\$56,301,127	\$61,819,092	\$63,353,230	
	Subtotal: Same-Store			548	\$315,895,504	\$377,412,819	\$427,029,473	\$502,530,078	\$551,291,573	
	Subtotal			910	\$315,895,504	\$377,412,819	\$427,029,473	\$502,530,078	\$603,632,964	
Large (91 or more beds)	Avista Adventist Hospital	Centura Health Adventist	1 - Boulder	114 Urban	\$38,603,794	\$45,742,877	\$46,433,124	\$49,390,068	\$52,647,942	
	Boulder Community Health		1 - Boulder	178 Urban	\$217,445,209	\$268,256,247	\$288,962,415	\$343,293,886	\$330,309,845	
	Children's Hospital Colorado	Children's Hospital CO	3 - Denver	471 Urban	\$4,819,377	\$9,984,117	\$12,483,355	\$2,996,759	\$6,193,287	
	Denver Health Medical Center		3 - Denver	555 Urban	\$145,748,473	\$158,821,875	\$140,471,622	\$148,685,013	\$169,399,382	
	Good Samaritan Medical Center	SCL Health	1 - Boulder	234 Urban	\$342,443,448	\$359,093,399	\$388,755,738	\$409,314,761	\$413,763,629	
	Littleton Adventist Hospital	Centura Health Adventist	3 - Denver	231 Urban	\$262,221,484	\$299,640,994	\$312,454,442	\$344,234,271	\$399,301,613	
	Longmont Joint Hospital	Centura Health CHI	1 - Boulder	186 Urban				\$121,198,700	\$161,154,242	
	Lutheran Medical Center	SCL Health	3 - Denver	338 Urban	\$363,381,001	\$386,952,989	\$435,450,786	\$474,522,803	\$485,367,250	
	McKee Medical Center	Banner Health	4 - Ft. Collins	115 Urban	\$67,027,508	\$65,777,102	\$57,811,257	\$64,199,936	\$72,869,758	
	North Colorado Medical Center	Banner Health	6 - Greeley	378 Urban	\$247,117,843	\$235,973,316	\$240,734,943	\$272,273,094	\$275,296,536	
	North Suburban Medical Center	HealthONE	3 - Denver	157 Urban	Charges by System Only					
	Parker Adventist Hospital	Centura Health Adventist	3 - Denver	170 Urban	\$153,748,667	\$185,661,213	\$213,241,281	\$237,160,695	\$272,289,423	
	Parkview Medical Center		7 - Pueblo	350 Urban	\$320,477,311	\$345,388,636	\$389,287,853	\$413,064,224	\$422,779,206	
	Penrose-St. Francis Health Services	Centura Health CHI	2 - Colorado Springs	522 Urban	\$557,443,792	\$587,496,457	\$608,072,994	\$688,555,806	\$857,000,305	
	Platte Valley Medical Center	SCL Health	3 - Denver	98 Urban	\$43,611,184	\$38,908,603	\$50,354,097	\$56,547,513	\$61,021,214	
	Porter Adventist Hospital	Centura Health Adventist	3 - Denver	368 Urban	\$347,374,789	\$383,651,362	\$416,459,542	\$424,005,118	\$436,382,456	
	Presbyterian/St. Luke's Medical Center	HealthONE	3 - Denver	680 Urban	Charges by System Only					
	Rose Medical Center	HealthONE	3 - Denver	422 Urban	Charges by System Only					
	Sky Ridge Medical Center	HealthONE	3 - Denver	284 Urban	Charges by System Only					
	St. Anthony Hospital	Centura Health CHI	3 - Denver	237 Urban	\$399,148,098	\$446,910,183	\$467,809,039	\$511,551,702	\$504,280,067	
	St. Anthony North Health Campus	Centura Health CHI	3 - Denver	100 Urban	\$140,572,012	\$126,640,661	\$122,252,639	\$128,596,389	\$143,547,958	
	St. Joseph Hospital	SCL Health	3 - Denver	400 Urban	\$510,683,794	\$565,472,450	\$633,457,019	\$688,049,059	\$710,563,335	
	St. Mary-Corwin Medical Center	Centura Health CHI	7 - Pueblo	408 Urban	\$145,700,994	\$154,352,090	\$172,157,412	\$193,254,452	\$185,131,196	
	St. Mary's Hospital & Medical Center, Inc.	SCL Health	5 - Grand Junction	346 Urban	\$277,745,904	\$300,294,939	\$319,845,505	\$337,128,009	\$357,538,278	
	Swedish Medical Center	HealthONE	3 - Denver	408 Urban	Charges by System Only					
	The Medical Center of Aurora	HealthONE	3 - Denver	346 Urban	Charges by System Only					
	UCHealth Medical Center of the Rockies	UCHealth	4 - Ft. Collins	174 Urban	\$283,744,824	\$306,764,781	\$347,838,277	\$405,075,691	\$430,347,557	
	UCHealth Memorial Hospital Central	UCHealth	2 - Colorado Springs	583 Urban	\$401,767,599	\$437,240,656	\$488,358,492	\$574,409,907	\$689,462,074	
	UCHealth Poudre Valley Hospital	UCHealth	4 - Ft. Collins	255 Urban	\$252,221,205	\$284,971,907	\$280,031,746	\$319,883,956	\$341,579,497	
	UCHealth University of Colorado Hospital	UCHealth	3 - Denver	673 Urban	\$873,629,845	\$992,159,448	\$1,109,720,418	\$1,264,082,553	\$1,480,237,195	
	HealthONE System (Charges by system only)	HealthONE		2297	\$2,760,404,000	\$3,031,866,999	\$3,404,679,000	\$3,969,299,000	\$4,406,384,000	
	Subtotal: Same-Store			9879	\$9,157,082,155	\$10,018,023,301	\$10,947,122,996	\$12,319,574,665	\$13,503,693,003	
	Subtotal			9781	\$9,157,082,155	\$10,018,023,301	\$10,947,122,996	\$12,440,773,365	\$13,664,847,245	
	Total: Same-Store			10840	\$9,583,895,854	\$10,504,855,947	\$11,492,810,190	\$12,948,696,082	\$14,196,904,445	
	Total			11472	\$9,585,571,274	\$10,508,488,733	\$11,509,045,104	\$13,090,304,422	\$14,443,201,786	

\* These Critical Access Hospitals have a Frontier Designation (are based in any county with less than 6 people/square mile)



# Appendix D: Detailed Data by Hospital

Inpatient Charges Self Pay										
Size	Hospital	System	DOI	Beds	2014	2015	2016	2017	2018	
Size Classification: Small (25 beds or less)	Animas Surgical Hospital		9 - West	12 Rural						
	Arkansas Valley Regional Medical Center		8 - East	25 CAH	\$1,154,266	\$426,124	\$314,882	\$232,387	\$232,387	
	Aspen Valley Hospital		9 - West	25 CAH						
	Banner Fort Collins Medical Center	Banner Health	4 - Ft. Collins	23 Urban	Opened 4/3/2015		\$498,168	\$352,814	\$729,300	
	Colorado Canyons Hospital and Medical Center		5 - Grand Junction	25 CAH			\$145,527	\$74,840	\$84,595	
	East Morgan County Hospital	Banner Health	8 - East	25 CAH	\$128,250	\$105,292	\$157,235	\$155,199	\$137,900	
	Estes Park Health		4 - Ft. Collins	23 CAH	\$166,632	\$100,322	\$137,877	\$69,621	\$206,117	
	Grand River Hospital District		9 - West	25 CAH	\$1,266,229	\$573,738	\$616,327	\$1,055,791	\$955,684	
	Gunnison Valley Health		9 - West	24 CAH			\$261,360	\$261,111	\$331,799	
	Haxtun Hospital District		8 - East	25 CAH		\$624,284	\$835,421	\$710,992	\$849,278	
	Heart of the Rockies Regional Medical Center		8 - East	25 CAH	\$504,202	\$647,208	\$552,517	\$489,574	\$640,787	
	Keefe Memorial Health Service District		8 - East	25 CAH*						
	Kit Carson County Health Service District		8 - East	19 CAH*	\$211,805	\$13,242	\$23,044	\$15,671	\$11,534	
	Lincoln Community Hospital		8 - East	15 CAH*						
	Melissa Memorial Hospital		8 - East	15 CAH	\$51,261	\$35,892	\$20,507		\$51,287	
	Memorial Regional Health		9 - West	25 CAH*						
	Middle Park Medical Center - Kremmling		9 - West	23 CAH						
	Mt. San Rafael Hospital		8 - East	25 CAH*	\$387,728	\$261,220	\$337,207	\$286,154	\$386,869	
	Pagosa Springs Medical Center		9 - West	11 CAH						
	Pioneers Medical Center		9 - West	10 CAH*	\$179,871	\$1,957,716	\$3,298,332	\$2,650,887	\$120,092	
	Prowers Medical Center		8 - East	25 CAH						
	Rangely District Hospital		9 - West	25 CAH*	\$25,319		\$13,378		\$13,739	
	Rio Grande Hospital		8 - East	17 CAH	\$49,432	\$98,472	\$58,353	\$157,866	\$97,207	
	San Luis Valley Health Conejos County Hospital	San Luis Valley	8 - East	17 CAH	\$37,674	\$7,323	\$33,339			
	Sedgwick County Health Center		8 - East	15 CAH*	\$1,183,162	\$1,262,684	\$1,102,013	\$1,133,621	\$1,288,912	
	Southeast Colorado Hospital District		8 - East	23 CAH*						
	Southwest Health System, Inc.		9 - West	25 CAH						
	Spanish Peaks Regional Health Center		8 - East	20 CAH*				\$13,389		
	St. Thomas More Hospital	Centura Health CHI	8 - East	25 CAH	\$1,706,544	\$1,199,365	\$1,160,601	\$1,278,722	\$1,333,788	
	St. Vincent General Hospital District		9 - West	25 CAH	\$105,593	\$1,357		\$70,677	\$55,522	
	Sterling Regional MedCenter	Banner Health	8 - East	25 Rural	\$566,252	\$535,743	\$274,805	\$272,764	\$385,805	
	UCHealth Broomfield Hospital	UCHealth	3 - Denver	22 Urban	Opened 9/1/2016				\$237,833	
	UCHealth Grandview Hospital	UCHealth	2 - Colorado Springs	22 Urban	Opened 1/1/2017				\$191,886	
	UCHealth Pikes Peak Regional Hospital	UCHealth	2 - Colorado Springs	15 CAH						
	Weisbrod Memorial County Hospital		8 - East	25 CAH*	\$323,262	\$324,620	\$350,593	\$343,044	\$344,300	
	Wray Community District Hospital		8 - East	15 CAH*	\$251,846	\$71,916	\$106,685	\$131,003	\$133,306	
	Yuma District Hospital		8 - East	15 CAH*						
	Subtotal: Same-Store			413	\$8,248,067	\$7,586,342	\$8,798,548	\$8,604,093	\$6,675,748	
	Subtotal			781	\$8,299,328	\$8,246,518	\$10,298,171	\$9,756,127	\$8,819,927	
Medium (26-90 beds)	Castle Rock Adventist Hospital	Centura Health Adventist	3 - Denver	55 Urban	\$1,533,132	\$1,142,077	\$838,255	\$2,143,488	\$2,818,214	
	Colorado Plains Medical Center		8 - East	50 Rural	\$2,208,272	\$1,809,539	\$1,963,919	\$1,693,289	\$1,494,369	
	Community Hospital		5 - Grand Junction	60 Urban						
	Delta County Memorial Hospital		9 - West	49 Rural	\$884,814	\$711,877	\$318,762	\$597,492	\$724,185	
	Mercy Regional Medical Center	Centura Health CHI	9 - West	82 Rural	\$1,980,800	\$952,734	\$1,196,385	\$3,563,590	\$2,000,480	
	Montrose Memorial Hospital		9 - West	75 Rural						
	National Jewish Health		3 - Denver	46 Urban	\$9,646					
	OrthoColorado Hospital	Centura Health CHI	3 - Denver	48 Urban	\$485,849	\$34,381	\$713,381	\$578,607	\$1,141,737	
	San Luis Valley Health Regional Medical Center	San Luis Valley	8 - East	49 Rural	\$2,214,349	\$1,464,065	\$2,084,626	\$1,768,556	\$3,315,116	
	St. Anthony Summit Medical Center	Centura Health CHI	9 - West	35 Rural	\$2,122,156	\$1,426,987	\$762,877	\$1,088,110	\$2,139,959	
	UCHealth Longs Peak Hospital	UCHealth	6 - Greeley	51 Urban	Opened 8/31/2017				\$2,373,164	
	UCHealth Yampa Valley Medical Center	UCHealth	9 - West	39 Rural					\$734,297	
	Vail Health Hospital		9 - West	56 Rural	\$4,035,576	\$3,328,054	\$2,978,169	\$3,750,494	\$3,327,625	
	Valley View Hospital		9 - West	78 Rural	\$2,599,631	\$1,727,832	\$2,502,565	\$2,411,658	\$2,028,164	
	Subtotal: Same-Store			548	\$18,074,224	\$12,597,546	\$13,358,939	\$17,595,284	\$18,989,848	
	Subtotal			910	\$18,074,224	\$12,597,546	\$13,358,939	\$17,595,284	\$22,097,309	
Large (91 or more beds)	Avista Adventist Hospital	Centura Health Adventist	1 - Boulder	114 Urban	\$1,914,251	\$717,346	\$987,156	\$1,778,008	\$2,231,811	
	Boulder Community Health		1 - Boulder	178 Urban	\$9,209,373	\$5,862,095	\$5,879,686	\$9,565,383	\$9,032,615	
	Children's Hospital Colorado	Children's Hospital CO	3 - Denver	471 Urban	\$3,074,420	\$5,345,375	\$4,903,438	\$7,500,284	\$5,967,107	
	Denver Health Medical Center		3 - Denver	555 Urban	\$16,073,741	\$19,364,647	\$28,575,684	\$23,753,216	\$26,330,442	
	Good Samaritan Medical Center	SCL Health	1 - Boulder	234 Urban	\$9,241,532	\$7,972,948	\$8,301,690	\$6,770,496	\$9,544,622	
	Littleton Adventist Hospital	Centura Health Adventist	3 - Denver	231 Urban	\$6,772,483	\$5,156,822	\$4,576,630	\$6,956,779	\$4,144,582	
	Longmont United Hospital	Centura Health CHI	1 - Boulder	186 Urban				\$2,884,951	\$3,559,019	
	Lutheran Medical Center	SCL Health	3 - Denver	338 Urban	\$22,721,674	\$15,974,513	\$14,492,629	\$15,254,874	\$20,678,020	
	McKee Medical Center	Banner Health	4 - Ft. Collins	115 Urban	\$3,042,900	\$1,526,580	\$1,387,866	\$1,823,800	\$1,570,205	
	North Colorado Medical Center	Banner Health	6 - Greeley	378 Urban	\$44,143,757	\$31,738,160	\$10,304,450	\$12,860,816	\$16,423,304	
	North Suburban Medical Center	HealthONE	3 - Denver	157 Urban	Charges by System Only					
	Parker Adventist Hospital	Centura Health Adventist	3 - Denver	170 Urban	\$7,431,466	\$4,952,346	\$4,221,720	\$7,761,704	\$10,429,819	
	Parkview Medical Center		7 - Pueblo	350 Urban	\$8,603,689	\$3,774,938	\$4,577,420	\$5,426,126	\$6,652,896	
	Penrose-St. Francis Health Services	Centura Health CHI	2 - Colorado Springs	522 Urban	\$11,261,030	\$6,925,577	\$4,847,248	\$12,097,392	\$12,351,390	
	Platte Valley Medical Center	SCL Health	3 - Denver	98 Urban	\$6,925,008	\$5,281,542	\$6,333,343	\$5,543,518	\$4,434,125	
	Porter Adventist Hospital	Centura Health Adventist	3 - Denver	368 Urban	\$9,985,404	\$6,046,403	\$6,420,272	\$9,156,734	\$11,893,599	
	Presbyterian/St. Luke's Medical Center	HealthONE	3 - Denver	680 Urban	Charges by System Only					
	Rose Medical Center	HealthONE	3 - Denver	422 Urban	Charges by System Only					
	Sky Ridge Medical Center	HealthONE	3 - Denver	284 Urban	Charges by System Only					
	St. Anthony Hospital	Centura Health CHI	3 - Denver	237 Urban	\$24,441,894	\$11,441,954	\$13,235,124	\$18,210,771	\$20,393,632	
	St. Anthony North Health Campus	Centura Health CHI	3 - Denver	100 Urban	\$10,193,879	\$3,535,371	\$4,160,098	\$3,313,450	\$5,446,624	
	St. Joseph Hospital	SCL Health	3 - Denver	400 Urban	\$37,541,654	\$25,302,370	\$17,708,583	\$19,899,544	\$23,922,758	
	St. Mary-Corwin Medical Center	Centura Health CHI	7 - Pueblo	408 Urban	\$1,407,572	\$895,797	\$805,204	\$1,285,139	\$1,600,759	
	St. Mary's Hospital & Medical Center, Inc.	SCL Health	5 - Grand Junction	346 Urban	\$12,256,100	\$12,762,459	\$19,181,134	\$17,884,677	\$24,133,536	
	Swedish Medical Center	HealthONE	3 - Denver	408 Urban	Charges by System Only					
	The Medical Center of Aurora	HealthONE	3 - Denver	346 Urban	Charges by System Only					
	UCHealth Medical Center of the Rockies	UCHealth	4 - Ft. Collins	174 Urban	\$27,472,407	\$13,701,827	\$15,352,249	\$13,752,003	\$17,293,641	
	UCHealth Memorial Hospital Central	UCHealth	2 - Colorado Springs	583 Urban	\$45,139,272	\$20,360,348	\$22,900,879	\$26,546,117	\$30,697,797	
	UCHealth Poudre Valley Hospital	UCHealth	4 - Ft. Collins	255 Urban	\$20,910,312	\$10,213,467	\$8,509,882	\$8,300,303	\$10,148,702	
	UCHealth University of Colorado Hospital	UCHealth	3 - Denver	673 Urban	\$153,118,856	\$82,478,113	\$84,595,109	\$89,071,478	\$90,188,964	
	HealthONE System (Charges by system only)	HealthONE		2297	\$111,204,000	\$154,050,001	\$132,633,000	\$143,099,000	\$176,527,000	
	Subtotal: Same-Store			9879	\$604,086,675	\$455,380,998	\$424,890,494	\$467,611,612	\$542,037,950	
	Subtotal			9781	\$604,086,675	\$455,380,998	\$424,890,494	\$470,496,562	\$545,596,969	
	Total: Same-Store			10840	\$630,408,966	\$475,564,886	\$447,047,981	\$493,810,989	\$567,703,547	
	Total			11472	\$630,460,227	\$476,225,062	\$448,547,604	\$497,847,974	\$576,514,205	

\* These Critical Access Hospitals have a Frontier Designation (are based in any county with less than 6 people/square mile)

Inpatient Charges Total										
Size	Hospital	System	DOI	Beds	2014	2015	2016	2017	2018	
Size Classification: Small (25 beds or less)	Animas Surgical Hospital		9 - West	12 Rural						
	Arkansas Valley Regional Medical Center		8 - East	25 CAH	\$24,557,649	\$17,649,553	\$20,981,666	\$22,084,274	\$20,729,642	
	Aspen Valley Hospital		9 - West	25 CAH						
	Banner Fort Collins Medical Center	Banner Health	4 - Ft. Collins	23 Urban	Opened 4/3/2015		\$25,781,857	\$31,593,280	\$36,933,973	
	Colorado Canyons Hospital and Medical Center		5 - Grand Junction	25 CAH		\$10,453,603	\$10,555,479	\$9,896,630	\$8,223,228	
	East Morgan County Hospital	Banner Health	8 - East	25 CAH	\$10,354,526	\$9,389,130	\$8,480,144	\$8,417,857	\$8,151,792	
	Estes Park Health		4 - Ft. Collins	23 CAH	\$10,885,539	\$11,530,059	\$11,014,771	\$11,627,258	\$13,079,371	
	Grand River Hospital District		9 - West	25 CAH	\$13,242,381	\$14,182,366	\$13,788,891	\$18,601,900	\$20,772,010	
	Gunnison Valley Health		9 - West	24 CAH	\$10,369,807	\$10,150,238	\$12,723,924	\$13,427,563	\$18,985,009	
	Haxtun Hospital District		8 - East	25 CAH		\$3,591,748	\$2,574,029	\$3,209,271	\$3,200,926	
	Heart of the Rockies Regional Medical Center		8 - East	25 CAH	\$20,473,016	\$22,314,765	\$23,143,680	\$22,782,800	\$25,652,262	
	Keefe Memorial Health Service District		8 - East	25 CAH*						
	Kit Carson County Health Service District		8 - East	19 CAH*	\$1,324,212	\$422,240	\$1,705,690	\$373,316	\$388,161	
	Lincoln Community Hospital		8 - East	15 CAH*						
	Melissa Memorial Hospital		8 - East	15 CAH	\$2,311,700	\$2,164,428	\$2,003,403		\$7,329,807	
	Memorial Regional Health		9 - West	25 CAH*						
	Middle Park Medical Center - Kremmling		9 - West	23 CAH						
	Mt. San Rafael Hospital		8 - East	25 CAH*	\$12,362,280	\$12,274,209	\$12,091,394	\$11,494,260	\$11,969,055	
	Pagosa Springs Medical Center		9 - West	11 CAH						
	Pioneers Medical Center		9 - West	10 CAH*	\$4,301,834	\$4,774,917	\$8,245,830	\$7,796,727	\$7,907,490	
	Prowers Medical Center		8 - East	25 CAH						
	Rangely District Hospital		9 - West	25 CAH*	\$625,402	\$658,423	\$619,772	\$615,885	\$411,828	
	Rio Grande Hospital		8 - East	17 CAH	\$5,319,177	\$5,548,607	\$6,645,010	\$6,034,846	\$6,728,265	
	San Luis Valley Health Conejos County Hospital	San Luis Valley	8 - East	17 CAH	\$1,517,624	\$1,554,973	\$2,451,746	\$2,181,249	\$2,098,937	
	Sedgwick County Health Center		8 - East	15 CAH*	\$3,964,423	\$4,192,321	\$3,495,068	\$3,616,111	\$5,053,534	
	Southeast Colorado Hospital District		8 - East	23 CAH*	\$6,373,875	\$8,022,475	\$8,426,080	\$7,456,989	\$8,469,378	
	Southwest Health System, Inc.		9 - West	25 CAH						
	Spanish Peaks Regional Health Center		8 - East	20 CAH*				\$1,976,710	\$1,964,707	
	St. Thomas More Hospital	Centura Health CHI	8 - East	25 CAH	\$49,660,040	\$55,509,721	\$56,049,317	\$60,122,895	\$61,930,327	
	St. Vincent General Hospital District		9 - West	25 CAH	\$1,086,384	\$44,383	\$45,102	\$757,810	\$740,695	
	Sterling Regional Medical Center	Banner Health	8 - East	25 Rural	\$22,727,358	\$24,596,679	\$23,576,933	\$24,775,532	\$26,871,500	
	UCHealth Broomfield Hospital	UCHealth	3 - Denver	22 Urban	Opened 9/1/2016				\$2,693,502	
	UCHealth Grandview Hospital	UCHealth	2 - Colorado Springs	22 Urban	Opened 1/1/2017				\$6,948,802	
	UCHealth Pikes Peak Regional Hospital	UCHealth	2 - Colorado Springs	15 CAH					\$1,692,245	
	Weisbrod Memorial County Hospital		8 - East	25 CAH*	\$2,183,361	\$2,240,636	\$2,095,253	\$2,477,225	\$1,796,553	
	Wray Community District Hospital		8 - East	15 CAH*	\$4,806,997	\$4,546,654	\$4,157,024	\$6,380,380	\$8,113,644	
	Yuma District Hospital		8 - East	15 CAH*						
	Subtotal: Same-Store			413	\$206,135,885	\$209,602,349	\$219,737,295	\$231,024,877	\$249,849,453	
	Subtotal			781	\$208,447,585	\$225,812,128	\$260,652,063	\$277,700,768	\$318,836,644	
Medium (26-90 beds)	Castle Rock Adventist Hospital	Centura Health Adventist	3 - Denver	55 Urban	\$75,121,938	\$116,018,564	\$122,420,186	\$144,598,339	\$168,447,579	
	Colorado Plains Medical Center		8 - East	50 Rural	\$47,608,148	\$48,691,873	\$47,829,253	\$48,996,823	\$44,600,143	
	Community Hospital		5 - Grand Junction	60 Urban						
	Delta County Memorial Hospital		9 - West	49 Rural	\$34,417,378	\$34,332,110	\$34,269,472	\$37,578,802	\$39,961,877	
	Mercy Regional Medical Center	Centura Health CHI	9 - West	82 Rural	\$144,538,624	\$179,934,350	\$194,621,196	\$224,183,536	\$241,828,587	
	Montrose Memorial Hospital		9 - West	75 Rural						
	National Jewish Health		3 - Denver	46 Urban	\$544,423	\$482,648	\$217,286	\$301,577	\$706,185	
	OrthoColorado Hospital	Centura Health CHI	3 - Denver	48 Urban	\$173,091,204	\$192,712,896	\$253,519,945	\$265,773,623	\$281,150,365	
	San Luis Valley Health Regional Medical Center	San Luis Valley	8 - East	49 Rural	\$37,543,443	\$45,022,554	\$44,640,209	\$47,863,799	\$57,920,511	
	St. Anthony Summit Medical Center	Centura Health CHI	9 - West	35 Rural	\$48,765,276	\$50,924,120	\$52,818,083	\$51,223,215	\$64,436,534	
	UCHealth Longs Peak Hospital	UCHealth	6 - Greeley	51 Urban	Opened 8/31/2017				\$84,572,334	
	UCHealth Yampa Valley Medical Center	UCHealth	9 - West	39 Rural					\$32,414,156	
	Vail Health Hospital		9 - West	56 Rural	\$83,581,935	\$77,933,989	\$81,782,040	\$97,871,866	\$99,500,599	
	Valley View Hospital		9 - West	78 Rural	\$103,061,199	\$124,116,656	\$147,035,572	\$141,988,826	\$144,044,615	
	Subtotal: Same-Store			548	\$748,273,567	\$870,169,760	\$979,153,243	\$1,060,380,407	\$1,142,596,995	
	Subtotal			910	\$748,273,567	\$870,169,760	\$979,153,243	\$1,060,380,407	\$1,259,583,484	
Large (91 or more beds)	Avista Adventist Hospital	Centura Health Adventist	1 - Boulder	114 Urban	\$126,689,673	\$146,960,989	\$155,953,547	\$149,449,519	\$171,041,786	
	Boulder Community Health		1 - Boulder	178 Urban	\$434,718,777	\$491,664,588	\$539,985,301	\$592,311,253	\$588,027,857	
	Children's Hospital Colorado	Children's Hospital CO	3 - Denver	471 Urban	\$1,225,754,398	\$1,242,843,701	\$1,246,257,505	\$1,296,849,095	\$1,494,354,502	
	Denver Health Medical Center		3 - Denver	555 Urban	\$897,363,609	\$958,921,243	\$920,072,209	\$895,170,546	\$961,950,054	
	Good Samaritan Medical Center	SCL Health	1 - Boulder	234 Urban	\$659,330,632	\$690,184,106	\$739,811,407	\$786,703,626	\$774,276,327	
	Littleton Adventist Hospital	Centura Health Adventist	3 - Denver	231 Urban	\$521,172,288	\$609,976,500	\$621,249,863	\$635,141,776	\$690,999,729	
	Longmont Joint Hospital	Centura Health CHI	1 - Boulder	186 Urban			\$294,901,719	\$302,920,172	\$289,388,588	
	Lutheran Medical Center	SCL Health	3 - Denver	338 Urban	\$690,736,940	\$719,115,229	\$803,992,138	\$875,150,656	\$887,049,179	
	McKee Medical Center	Banner Health	4 - Ft. Collins	115 Urban	\$127,037,719	\$122,884,476	\$116,105,224	\$118,821,496	\$128,327,471	
	North Colorado Medical Center	Banner Health	6 - Greeley	378 Urban	\$500,632,857	\$496,765,418	\$492,664,622	\$545,606,752	\$542,281,640	
	North Suburban Medical Center	HealthONE	3 - Denver	157 Urban	Charges by System Only					
	Parker Adventist Hospital	Centura Health Adventist	3 - Denver	170 Urban	\$388,307,128	\$476,892,956	\$528,711,913	\$517,714,328	\$554,688,353	
	Parkview Medical Center		7 - Pueblo	350 Urban	\$710,152,924	\$770,245,234	\$872,778,593	\$944,439,323	\$1,021,019,083	
	Penrose-St. Francis Health Services	Centura Health CHI	2 - Colorado Springs	522 Urban	\$1,026,846,102	\$1,176,416,623	\$1,217,045,622	\$1,328,495,010	\$1,510,192,733	
	Platte Valley Medical Center	SCL Health	3 - Denver	98 Urban	\$101,263,101	\$91,458,020	\$115,313,683	\$129,825,875	\$128,046,269	
	Porter Adventist Hospital	Centura Health Adventist	3 - Denver	368 Urban	\$670,012,583	\$773,484,896	\$774,721,769	\$774,949,158	\$804,909,404	
	Presbyterian/St. Luke's Medical Center	HealthONE	3 - Denver	680 Urban	Charges by System Only					
	Rose Medical Center	HealthONE	3 - Denver	422 Urban	Charges by System Only					
	Sky Ridge Medical Center	HealthONE	3 - Denver	284 Urban	Charges by System Only					
	St. Anthony Hospital	Centura Health CHI	3 - Denver	237 Urban	\$845,759,896	\$996,079,295	\$1,045,232,286	\$1,037,326,132	\$1,038,013,709	
	St. Anthony North Health Campus	Centura Health CHI	3 - Denver	100 Urban	\$260,141,068	\$270,492,024	\$269,526,123	\$246,513,049	\$273,545,591	
	St. Joseph Hospital	SCL Health	3 - Denver	400 Urban	\$1,133,520,217	\$1,268,333,855	\$1,377,058,068	\$1,533,879,845	\$1,544,402,314	
	St. Mary-Corwin Medical Center	Centura Health CHI	7 - Pueblo	408 Urban	\$252,568,180	\$281,426,147	\$306,944,924	\$345,048,785	\$307,357,422	
	St. Mary's Hospital & Medical Center, Inc.	SCL Health	5 - Grand Junction	346 Urban	\$608,363,253	\$634,343,123	\$672,561,738	\$680,216,321	\$712,391,209	
	Swedish Medical Center	HealthONE	3 - Denver	408 Urban	Charges by System Only					
	The Medical Center of Aurora	HealthONE	3 - Denver	346 Urban	Charges by System Only					
	UCHealth Medical Center of the Rockies	UCHealth	4 - Ft. Collins	174 Urban	\$509,137,597	\$569,804,677	\$620,324,983	\$685,686,165	\$753,974,594	
	UCHealth Memorial Hospital Central	UCHealth	2 - Colorado Springs	583 Urban	\$889,801,963	\$994,967,046	\$1,214,262,101	\$1,433,776,149	\$1,672,639,383	
	UCHealth Poudre Valley Hospital	UCHealth	4 - Ft. Collins	255 Urban	\$500,964,743	\$549,305,453	\$537,846,032	\$597,354,380	\$631,454,201	
	UCHealth University of Colorado Hospital	UCHealth	3 - Denver	673 Urban	\$2,409,901,209	\$2,680,938,996	\$3,004,766,796	\$3,360,640,264	\$3,815,994,788	
	HealthONE System (Charges by system only)	HealthONE		2297	\$6,558,785,000	\$7,249,556,999	\$8,186,624,000	\$9,294,034,000	\$10,226,181,000	
	Subtotal: Same-Store			9879	\$22,048,961,857	\$24,263,061,594	\$26,379,810,446	\$28,805,103,503	\$31,233,118,597	
	Subtotal			9781	\$22,048,961,857	\$24,263,061,594	\$26,674,212,165	\$29,108,023,675	\$31,522,507,186	
	Total: Same-Store			10840	\$23,003,371,309	\$25,342,833,703	\$27,578,700,984	\$30,096,508,786	\$32,625,565,045	
	Total			11472	\$23,005,683,009	\$25,359,043,482	\$27,914,017,471	\$30,446,104,849	\$33,100,927,314	

\* These Critical Access Hospitals have a Frontier Designation (are based in any county with less than 6 people/square mile)

Interest Expense										
Size	Hospital	System	DOI	Beds	2014	2015	2016	2017	2018	
Size Classification: Small (25 beds or less)	Animas Surgical Hospital		9 - West	12 Rural						
	Arkansas Valley Regional Medical Center		8 - East	25 CAH	\$17,437	\$12,138	\$42,122	\$80,771	\$48,727	
	Aspen Valley Hospital		9 - West	25 CAH						
	Banner Fort Collins Medical Center	Banner Health	4 - Ft. Collins	23 Urban	Opened 4/3/2015		\$3,669,996	\$3,082,056	\$2,714,964	
	Colorado Canyons Hospital and Medical Center		5 - Grand Junction	25 CAH		\$2,108,120	\$2,000,565	\$2,084,397	\$4,054,270	
	East Morgan County Hospital	Banner Health	8 - East	25 CAH						
	Estes Park Health		4 - Ft. Collins	23 CAH	\$42,001	\$32,346	\$504,914	\$432,886	\$409,377	
	Grand River Hospital District		9 - West	25 CAH	\$1,048	\$281,463	\$308,070	\$170,448		
	Gunnison Valley Health		9 - West	24 CAH	\$403,290	\$374,243	\$329,296	\$276,539	\$194,244	
	Haxtun Hospital District		8 - East	25 CAH		\$24,742	\$33,461	\$31,244	\$31,869	
	Heart of the Rockies Regional Medical Center		8 - East	25 CAH	\$1,458,827	\$1,398,141	\$1,205,072	\$684,795	\$732,597	
	Keefe Memorial Health Service District		8 - East	25 CAH*						
	Kit Carson County Health Service District		8 - East	19 CAH*	\$816,319	\$815,795		\$728,612	\$724,702	
	Lincoln Community Hospital		8 - East	15 CAH*						
	Melissa Memorial Hospital		8 - East	15 CAH	\$538,617	\$551,400	\$564,167		\$477,318	
	Memorial Regional Health		9 - West	25 CAH*						
	Middle Park Medical Center - Kremmling		9 - West	23 CAH						
	Mt. San Rafael Hospital		8 - East	25 CAH*	\$103,882	\$111,596	\$77,226	\$80,515	\$140,704	
	Pagosa Springs Medical Center		9 - West	11 CAH						
	Pioneers Medical Center		9 - West	10 CAH*		\$661,742	\$1,164,009	\$1,086,244	\$1,009,363	
	Prowers Medical Center		8 - East	25 CAH						
	Rangely District Hospital		9 - West	25 CAH*	\$1,757,178	\$1,688,118	\$1,604,191	\$1,530,829	\$1,435,129	
	Rio Grande Hospital		8 - East	17 CAH	\$342,084	\$315,292	\$313,343	\$389,975	\$688,257	
	San Luis Valley Health Conejos County Hospital	San Luis Valley	8 - East	17 CAH	\$18,716	\$10,926	\$1,614	\$3,850	\$2,972	
	Sedgwick County Health Center		8 - East	15 CAH*	\$84,161	\$80,929	\$64,438	\$71,928	\$75,624	
	Southeast Colorado Hospital District		8 - East	23 CAH*	\$25,961	\$14,319	\$41,861	\$4,572	\$76,374	
	Southwest Health System, Inc.		9 - West	25 CAH						
	Spanish Peaks Regional Health Center		8 - East	20 CAH*						
	St. Thomas More Hospital	Centura Health CHI	8 - East	25 CAH	\$264,285	\$259,352	\$218,407	\$223,311	\$207,756	
	St. Vincent General Hospital District		9 - West	25 CAH	\$211,842	\$218,099	\$149,337	\$107,957	\$53,837	
	Sterling Regional MedCenter	Banner Health	8 - East	25 Rural	\$891,744	\$722,558	\$999,966	\$905,988	\$813,449	
	UCHealth Broomfield Hospital	UCHealth	3 - Denver	22 Urban	Opened 9/1/2016					\$8,660
	UCHealth Grandview Hospital	UCHealth	2 - Colorado Springs	22 Urban	Opened 1/1/2017					
	UCHealth Pikes Peak Regional Hospital	UCHealth	2 - Colorado Springs	15 CAH						
	Weisbrod Memorial County Hospital		8 - East	25 CAH*	\$20,322	\$47,028	\$14,588	\$5,936	\$5,438	
	Wray Community District Hospital		8 - East	15 CAH*	\$3,201	\$105	\$11,612	\$27,433	\$29,760	
	Yuma District Hospital		8 - East	15 CAH*						
Medium (26-90 beds)	Subtotal: Same-Store			413	\$6,462,298	\$7,044,189	\$7,050,066	\$6,812,589	\$6,648,310	
	Subtotal			781	\$7,000,915	\$9,728,451	\$13,318,255	\$12,010,286	\$13,935,391	
	Castle Rock Adventist Hospital	Centura Health Adventist	3 - Denver	55 Urban	-\$191,046					\$294,437
	Colorado Plains Medical Center		8 - East	50 Rural	\$51,821	\$48,268				
	Community Hospital		5 - Grand Junction	60 Urban						
	Delta County Memorial Hospital		9 - West	49 Rural	\$726,588	\$677,873	\$628,318	\$579,056	\$558,415	
	Mercy Regional Medical Center	Centura Health CHI	9 - West	82 Rural	\$814,044	\$792,714	\$604,061	\$625,670	\$589,368	
	Montrose Memorial Hospital		9 - West	75 Rural						
	National Jewish Health		3 - Denver	46 Urban	\$1,966,722	\$1,833,172	\$1,713,532	\$1,715,340	\$1,782,227	
	OrthoColorado Hospital	Centura Health CHI	3 - Denver	48 Urban	\$5,655,628	\$5,682,755	\$5,781,580	\$5,912,872	\$5,958,508	
	San Luis Valley Health Regional Medical Center	San Luis Valley	8 - East	49 Rural	\$602,367	\$582,674	\$130,513	\$666,141	\$862,501	
	St. Anthony Summit Medical Center	Centura Health CHI	9 - West	35 Rural	\$450,698	\$439,759	\$372,611	\$375,676	\$351,902	
	UCHealth Longs Peak Hospital	UCHealth	6 - Greeley	51 Urban	Opened 8/31/2017		\$111,434	\$1,765,484	\$5,036,430	
	UCHealth Yampa Valley Medical Center	UCHealth	9 - West	39 Rural					\$21,550	
	Vail Health Hospital		9 - West	56 Rural	\$750,338	\$400,583	\$153,534	\$1,085,620	\$1,497,837	
	Valley View Hospital		9 - West	78 Rural	\$5,485,330	\$5,648,319	\$6,036,765	\$5,591,518	\$5,723,922	
Large (91 or more beds)	Subtotal: Same-Store			548	\$16,312,490	\$16,106,117	\$15,420,914	\$16,806,127	\$17,619,118	
	Subtotal			910	\$16,312,490	\$16,106,117	\$15,532,347	\$19,628,283	\$25,244,120	
	Avista Adventist Hospital	Centura Health Adventist	1 - Boulder	114 Urban	\$1,789,676	\$1,709,904	\$1,493,132	\$1,347,799	\$1,200,279	
	Boulder Community Health		1 - Boulder	178 Urban	\$2,182,552	\$4,188,663	\$4,298,799	\$4,479,747	\$3,963,633	
	Children's Hospital Colorado	Children's Hospital CO	3 - Denver	471 Urban	\$21,979,670	\$21,207,033	\$21,499,206	\$18,324,967	\$18,607,589	
	Denver Health Medical Center		3 - Denver	555 Urban	\$15,018,529	\$16,106,578	\$15,408,986	\$14,389,229	\$15,205,031	
	Good Samaritan Medical Center	SCL Health	1 - Boulder	234 Urban	\$7,420,990	\$7,141,183	\$6,870,922	\$6,589,475	\$6,291,058	
	Littleton Adventist Hospital	Centura Health Adventist	3 - Denver	231 Urban	\$5,072,998	\$4,772,310	\$3,727,898	\$3,763,958	\$3,029,285	
	Longmont United Hospital	Centura Health CHI	1 - Boulder	186 Urban			\$3,966,068	\$3,551,115	\$3,518,830	
	Lutheran Medical Center	SCL Health	3 - Denver	338 Urban	\$2,662,522	\$2,689,577	\$2,714,455	\$2,845,756	\$3,093,253	
	McKee Medical Center	Banner Health	4 - Ft. Collins	115 Urban	\$3,395,412	\$3,272,244	\$3,505,265	\$2,786,291	\$2,561,179	
	North Colorado Medical Center	Banner Health	6 - Greeley	378 Urban	\$12,841,659	\$32,655,457	\$18,500,638	\$6,486,228	\$12,915,922	
	North Suburban Medical Center	HealthONE	3 - Denver	157 Urban	Charges by System Only					
	Parker Adventist Hospital	Centura Health Adventist	3 - Denver	170 Urban	\$2,433,230	\$2,193,748	\$1,428,072	\$2,203,686	\$2,157,936	
	Parkview Medical Center		7 - Pueblo	350 Urban	\$4,562,000	\$3,900,000	\$4,502,454	\$4,414,892	\$4,004,633	
	Penrose-St. Francis Health Services	Centura Health CHI	2 - Colorado Springs	522 Urban	\$5,388,161	\$4,519,419	\$4,962,534	\$4,949,465	\$4,684,726	
	Platte Valley Medical Center	SCL Health	3 - Denver	98 Urban	\$3,936,258	\$3,772,401	\$2,544,617	\$2,688,250	\$2,440,888	
	Porter Adventist Hospital	Centura Health Adventist	3 - Denver	368 Urban	\$6,072,610	\$5,585,420	\$4,877,195	\$4,403,723	\$3,582,270	
	Presbyterian/St. Luke's Medical Center	HealthONE	3 - Denver	680 Urban	Charges by System Only					
	Rose Medical Center	HealthONE	3 - Denver	422 Urban	Charges by System Only					
	Sky Ridge Medical Center	HealthONE	3 - Denver	284 Urban	Charges by System Only					
	St. Anthony Hospital	Centura Health CHI	3 - Denver	237 Urban	-\$1,251,797	-\$1,462,185	-\$2,722,319	-\$2,800,183	-\$3,056,717	
	St. Anthony North Health Campus	Centura Health CHI	3 - Denver	100 Urban	\$451,263	-\$1,235,958	\$3,302,012	\$2,997,634	\$2,929,348	
	St. Joseph Hospital	SCL Health	3 - Denver	400 Urban	\$2,276,842	\$12,347,298	\$12,056,361	\$11,746,400	\$11,418,783	
	St. Mary-Corwin Medical Center	Centura Health CHI	7 - Pueblo	408 Urban	\$797,225	\$774,809	\$629,079	\$651,090	\$624,781	
	St. Mary's Hospital & Medical Center, Inc.	SCL Health	5 - Grand Junction	346 Urban	\$1,233,762	\$1,016,293	\$789,550	\$554,578	\$300,173	
	Swedish Medical Center	HealthONE	3 - Denver	408 Urban	Charges by System Only					
	The Medical Center of Aurora	HealthONE	3 - Denver	346 Urban	Charges by System Only					
	UCHealth Medical Center of the Rockies	UCHealth	4 - Ft. Collins	174 Urban	\$8,712,412	\$8,600,769	\$8,300,400	\$8,418,243	\$9,092,628	
	UCHealth Memorial Hospital Central	UCHealth	2 - Colorado Springs	583 Urban	\$15,323,071	\$15,212,229	\$14,483,555	\$15,430,079	\$14,664,984	
	UCHealth Poudre Valley Hospital	UCHealth	4 - Ft. Collins	255 Urban	\$10,360,874	\$7,289,907	\$4,538,424	\$5,320,511	\$5,687,626	
	UCHealth University of Colorado Hospital	UCHealth	3 - Denver	673 Urban	\$32,448,111	\$32,752,805	\$28,990,250	\$35,419,742	\$42,709,067	
	HealthONE System (Charges by system only)	HealthONE		2297	\$18,582,000	\$2,034,000	\$1,581,000	\$2,381,000	\$2,191,000	
	Subtotal: Same-Store			9879	\$183,690,028	\$191,043,903	\$168,282,485	\$159,792,560	\$170,299,356	
	Subtotal			9781	\$183,690,028	\$191,043,903	\$172,248,553	\$163,343,675	\$173,818,186	
	Total: Same-Store			10840	\$206,464,816	\$214,194,209	\$190,753,465	\$183,411,276	\$194,566,783	
	Total			11472	\$207,003,433	\$216,878,471	\$201,099,155	\$194,982,244	\$212,997,697	

\* These Critical Access Hospitals have a Frontier Designation (are based in any county with less than 6 people/square mile)

Net Patient Revenue										
Size	Hospital	System	DOI	Beds	2014	2015	2016	2017	2018	
Size Classification: Small (25 beds or less)	Animas Surgical Hospital		9 - West	12 Rural						
	Arkansas Valley Regional Medical Center		8 - East	25 CAH	\$30,607,453	\$24,203,940	\$26,624,319	\$25,026,769	\$21,065,328	
	Aspen Valley Hospital		9 - West	25 CAH						
	Banner Fort Collins Medical Center	Banner Health	4 - Ft. Collins	23 Urban	Opened 4/3/2015		\$33,041,132	\$33,516,716	\$39,648,959	
	Colorado Canyons Hospital and Medical Center		5 - Grand Junction	25 CAH		\$36,547,883	\$35,128,976	\$38,832,918	\$40,315,850	
	East Morgan County Hospital	Banner Health	8 - East	25 CAH	\$24,900,084	\$28,135,026	\$29,454,386	\$29,805,271	\$33,920,310	
	Estes Park Health		4 - Ft. Collins	23 CAH	\$28,689,415	\$33,240,525	\$30,949,206	\$34,334,366	\$48,449,293	
	Grand River Hospital District		9 - West	25 CAH	\$36,930,608	\$43,125,627	\$44,214,126	\$45,372,384	\$47,946,323	
	Gunnison Valley Health		9 - West	24 CAH	\$30,668,533	\$31,162,333	\$35,849,577	\$37,144,728	\$49,672,618	
	Haxtun Hospital District		8 - East	25 CAH		\$8,053,499	\$8,645,965	\$8,829,520	\$7,745,465	
	Heart of the Rockies Regional Medical Center		8 - East	25 CAH	\$43,651,402	\$50,644,811	\$59,501,482	\$64,971,681	\$76,203,308	
	Keefe Memorial Health Service District		8 - East	25 CAH*						
	Kit Carson County Health Service District		8 - East	19 CAH*	\$9,548,879	\$9,989,438	\$10,627,237	\$9,079,240	\$8,227,459	
	Lincoln Community Hospital		8 - East	15 CAH*						
	Melissa Memorial Hospital		8 - East	15 CAH	\$11,227,388	\$10,594,176	\$9,960,906		\$13,853,381	
	Memorial Regional Health		9 - West	25 CAH*						
	Middle Park Medical Center - Kremmling		9 - West	23 CAH						
	Mt. San Rafael Hospital		8 - East	25 CAH*	\$23,523,361	\$29,697,759	\$29,537,285	\$30,145,060	\$33,500,834	
	Pagosa Springs Medical Center		9 - West	11 CAH						
	Pioneers Medical Center		9 - West	10 CAH*	\$11,630,273	\$12,308,999	\$18,174,700	\$19,247,515	\$15,500,399	
	Prowers Medical Center		8 - East	25 CAH						
	Rangely District Hospital		9 - West	25 CAH*	\$5,143,813	\$6,984,666	\$6,481,383	\$5,539,909	\$6,508,003	
	Rio Grande Hospital		8 - East	17 CAH	\$13,846,599	\$15,053,379	\$15,633,059	\$17,181,448	\$19,425,138	
	San Luis Valley Health Conejos County Hospital	San Luis Valley	8 - East	17 CAH	\$9,250,501	\$10,591,555	\$9,415,022	\$9,345,986	\$11,434,562	
	Sedgwick County Health Center		8 - East	15 CAH*	\$8,924,688	\$10,545,796	\$9,288,968	\$9,090,791	\$10,194,696	
	Southeast Colorado Hospital District		8 - East	23 CAH*	\$12,601,912	\$13,770,155	\$14,006,579	\$13,735,644	\$16,062,895	
	Southwest Health System, Inc.		9 - West	25 CAH						
	Spanish Peaks Regional Health Center		8 - East	20 CAH*				\$143,976,390	\$11,839,399	
	St. Thomas More Hospital	Centura Health CHI	8 - East	25 CAH	\$51,870,837	\$59,788,961	\$64,434,795	\$69,106,665	\$67,520,713	
	St. Vincent General Hospital District		9 - West	25 CAH	\$8,650,285	\$4,732,863	\$5,206,970	\$5,757,218	\$7,001,543	
	Sterling Regional MedCenter	Banner Health	8 - East	25 Rural	\$47,629,531	\$51,352,867	\$49,609,231	\$55,017,990	\$59,510,335	
	UCHealth Broomfield Hospital	UCHealth	3 - Denver	22 Urban	Opened 9/1/2016				\$30,541,077	
	UCHealth Grandview Hospital	UCHealth	2 - Colorado Springs	22 Urban	Opened 1/1/2017				\$17,915,578	
	UCHealth Pikes Peak Regional Hospital	UCHealth	2 - Colorado Springs	15 CAH					\$4,535,130	
	Weisbrod Memorial County Hospital		8 - East	25 CAH*	\$4,181,678	\$4,187,914	\$3,338,992	\$4,116,459	\$4,189,952	
	Wray Community District Hospital		8 - East	15 CAH*	\$10,302,845	\$15,002,623	\$14,444,356	\$17,994,063	\$19,766,924	
	Yuma District Hospital		8 - East	15 CAH*						
Medium (26-90 beds)	Subtotal: Same-Store			413	\$412,552,697	\$454,519,236	\$476,791,673	\$502,013,187	\$556,100,633	
	Subtotal			781	\$423,780,085	\$509,714,794	\$563,568,652	\$439,215,951	\$722,495,472	
	Castle Rock Adventist Hospital	Centura Health Adventist	3 - Denver	55 Urban	\$52,067,588	\$71,973,375	\$77,647,781	\$90,138,132	\$109,865,268	
	Colorado Plains Medical Center		8 - East	50 Rural	\$56,522,287	\$58,740,233	\$61,842,999	\$56,676,998	\$54,566,999	
	Community Hospital		5 - Grand Junction	60 Urban						
	Delta County Memorial Hospital		9 - West	49 Rural	\$63,836,093	\$68,450,891	\$68,352,193	\$74,692,783	\$81,284,772	
	Mercy Regional Medical Center	Centura Health CHI	9 - West	82 Rural	\$152,034,949	\$177,157,227	\$202,484,136	\$226,270,518	\$245,940,984	
	Montrose Memorial Hospital		9 - West	75 Rural						
	National Jewish Health		3 - Denver	46 Urban	\$67,444,625	\$73,430,276	\$99,007,206	\$96,992,138	\$97,805,859	
	OrthoColorado Hospital	Centura Health CHI	3 - Denver	48 Urban	\$53,634,306	\$60,553,223	\$76,540,326	\$82,698,558	\$90,376,794	
	San Luis Valley Health Regional Medical Center	San Luis Valley	8 - East	49 Rural	\$55,940,271	\$62,211,469	\$68,667,794	\$74,159,896	\$82,082,481	
	St. Anthony Summit Medical Center	Centura Health CHI	9 - West	35 Rural	\$64,816,334	\$71,661,886	\$85,428,119	\$100,441,005	\$118,058,939	
	UCHealth Longs Peak Hospital	UCHealth	6 - Greeley	51 Urban	Opened 8/31/2017				\$48,602,877	
	UCHealth Yampa Valley Medical Center	UCHealth	9 - West	39 Rural					\$79,868,229	
	Vail Health Hospital		9 - West	56 Rural	\$143,977,305	\$145,165,929	\$146,519,236	\$165,304,979	\$184,860,396	
	Valley View Hospital		9 - West	78 Rural	\$174,654,805	\$201,719,114	\$224,803,352	\$220,913,142	\$234,194,668	
Large (91 or more beds)	Subtotal: Same-Store			548	\$884,928,562	\$991,063,623	\$1,111,293,141	\$1,188,288,148	\$1,299,037,161	
	Subtotal			910	\$884,928,562	\$991,063,623	\$1,111,293,141	\$1,188,288,148	\$1,427,508,266	
	Avista Adventist Hospital	Centura Health Adventist	1 - Boulder	114 Urban	\$88,806,713	\$93,714,731	\$105,355,798	\$104,745,107	\$121,954,268	
	Boulder Community Health		1 - Boulder	178 Urban	\$270,423,778	\$290,821,878	\$312,181,859	\$309,853,009	\$310,983,770	
	Children's Hospital Colorado	Children's Hospital CO	3 - Denver	471 Urban	\$864,770,382	\$908,163,373	\$911,886,368	\$960,772,037	\$1,102,847,373	
	Denver Health Medical Center		3 - Denver	555 Urban	\$597,208,458	\$675,985,140	\$706,546,492	\$763,391,747	\$781,052,776	
	Good Samaritan Medical Center	SCL Health	1 - Boulder	234 Urban	\$262,973,196	\$281,238,597	\$297,456,827	\$315,998,933	\$324,021,421	
	Littleton Adventist Hospital	Centura Health Adventist	3 - Denver	231 Urban	\$257,686,366	\$266,620,007	\$271,505,551	\$285,674,670	\$294,539,816	
	Longmont Joint Hospital	Centura Health CHI	1 - Boulder	186 Urban			\$171,803,319	\$178,805,872	\$145,180,188	
	Lutheran Medical Center	SCL Health	3 - Denver	338 Urban	\$317,332,185	\$337,103,411	\$349,016,455	\$371,665,245	\$373,782,636	
	McKee Medical Center	Banner Health	4 - Ft. Collins	115 Urban	\$140,274,414	\$138,027,079	\$140,484,083	\$134,641,213	\$136,883,178	
	North Colorado Medical Center	Banner Health	6 - Greeley	378 Urban	\$353,624,751	\$340,955,983	\$354,308,500	\$360,684,173	\$377,383,938	
	North Suburban Medical Center	HealthONE	3 - Denver	157 Urban	Charges by System Only					
	Parker Adventist Hospital	Centura Health Adventist	3 - Denver	170 Urban	\$197,201,161	\$231,729,832	\$261,245,804	\$279,039,461	\$301,268,087	
	Parkview Medical Center		7 - Pueblo	350 Urban	\$288,804,916	\$303,330,574	\$348,568,105	\$362,995,114	\$387,879,500	
	Penrose-St. Francis Health Services	Centura Health CHI	2 - Colorado Springs	522 Urban	\$464,066,247	\$518,701,489	\$572,727,333	\$617,350,066	\$655,066,523	
	Platte Valley Medical Center	SCL Health	3 - Denver	98 Urban	\$98,420,557	\$104,892,477	\$105,762,457	\$114,719,649	\$121,681,009	
	Porter Adventist Hospital	Centura Health Adventist	3 - Denver	368 Urban	\$276,746,529	\$310,722,489	\$314,135,220	\$318,073,182	\$311,572,483	
	Presbyterian/St. Luke's Medical Center	HealthONE	3 - Denver	680 Urban	Charges by System Only					
	Rose Medical Center	HealthONE	3 - Denver	422 Urban	Charges by System Only					
	Sky Ridge Medical Center	HealthONE	3 - Denver	284 Urban	Charges by System Only					
	St. Anthony Hospital	Centura Health CHI	3 - Denver	237 Urban	\$353,899,753	\$385,843,392	\$413,256,855	\$426,006,882	\$420,944,799	
	St. Anthony North Health Campus	Centura Health CHI	3 - Denver	100 Urban	\$134,031,611	\$130,987,752	\$158,576,032	\$170,964,599	\$170,682,815	
	St. Joseph Hospital	SCL Health	3 - Denver	400 Urban	\$456,768,969	\$482,942,380	\$520,647,127	\$552,395,270	\$571,385,015	
	St. Mary-Corwin Medical Center	Centura Health CHI	7 - Pueblo	408 Urban	\$164,713,092	\$169,263,751	\$179,041,094	\$187,369,251	\$165,843,641	
	St. Mary's Hospital & Medical Center, Inc.	SCL Health	5 - Grand Junction	346 Urban	\$395,536,168	\$418,323,586	\$423,714,539	\$425,196,577	\$428,590,754	
	Swedish Medical Center	HealthONE	3 - Denver	408 Urban	Charges by System Only					
	The Medical Center of Aurora	HealthONE	3 - Denver	346 Urban	Charges by System Only					
	UCHealth Medical Center of the Rockies	UCHealth	4 - Ft. Collins	174 Urban	\$342,816,689	\$403,497,822	\$423,942,697	\$460,443,738	\$521,708,123	
	UCHealth Memorial Hospital Central	UCHealth	2 - Colorado Springs	583 Urban	\$550,297,659	\$612,083,933	\$693,797,296	\$781,425,389	\$893,217,865	
	UCHealth Poudre Valley Hospital	UCHealth	4 - Ft. Collins	255 Urban	\$441,340,021	\$480,432,955	\$523,910,492	\$589,282,380	\$631,468,133	
	UCHealth University of Colorado Hospital	UCHealth	3 - Denver	673 Urban	\$1,144,523,346	\$1,323,476,673	\$1,457,674,657	\$1,623,587,700	\$1,873,879,465	
	HealthONE System (Charges by system only)	HealthONE		2297	\$2,353,530,000	\$2,448,475,004	\$2,587,199,000	\$2,743,136,000	\$2,943,475,000	
	Subtotal: Same-Store			9879	\$10,815,796,958	\$11,657,334,307	\$12,432,940,640	\$13,259,411,392	\$14,222,112,387	
	Subtotal			9781	\$10,815,796,958	\$11,657,334,307	\$12,404,743,959	\$13,438,217,264	\$14,367,292,575	
	Total: Same-Store			10840	\$12,113,278,217	\$13,102,917,166	\$14,021,025,454	\$14,949,712,728	\$16,077,250,181	
	Total			11472	\$12,124,505,605	\$13,158,112,724	\$14,279,605,753	\$15,065,721,364	\$16,517,296,313	

\* These Critical Access Hospitals have a Frontier Designation (are based in any county with less than 6 people/square mile)



## Appendix D: Detailed Data by Hospital

Other Expense										
Size	Hospital	System	DOI	Beds	2014	2015	2016	2017	2018	
Size Classification: Small (25 beds or less)	Animas Surgical Hospital		9 - West	12 Rural						
	Arkansas Valley Regional Medical Center		8 - East	25 CAH	\$1,886,759	\$2,972,925	\$2,993,130	\$3,196,649	\$3,335,201	
	Aspen Valley Hospital		9 - West	25 CAH						
	Banner Fort Collins Medical Center	Banner Health	4 - Ft. Collins	23 Urban	Opened 4/3/2015		\$16,105,560	\$17,674,740	\$14,415,545	
	Colorado Canyons Hospital and Medical Center		5 - Grand Junction	25 CAH		\$2,047,024	\$2,125,255	\$2,206,979	\$2,476,232	
	East Morgan County Hospital	Banner Health	8 - East	25 CAH	\$7,771,615	\$8,230,380	\$9,521,087	\$11,079,655	\$11,864,003	
	Estes Park Health		4 - Ft. Collins	23 CAH	\$9,308,031	\$7,896,336	\$9,294,263	\$10,313,227	\$15,637,748	
	Grand River Hospital District		9 - West	25 CAH	\$9,223,366	\$10,417,733	\$11,376,386	\$12,842,279	\$15,012,499	
	Gunnison Valley Health		9 - West	24 CAH	\$8,500,690	\$7,556,240	\$9,345,813	\$9,228,388	\$9,751,755	
	Haxtun Hospital District		8 - East	25 CAH		\$1,720,493	\$1,517,008	\$1,819,950	\$1,748,763	
	Heart of the Rockies Regional Medical Center		8 - East	25 CAH	\$7,813,950	\$9,076,343	\$9,665,458	\$11,679,357	\$12,027,328	
	Keefe Memorial Health Service District		8 - East	25 CAH*						
	Kit Carson County Health Service District		8 - East	19 CAH*	\$1,084,888	\$1,280,479	\$1,090,867	\$1,153,515	\$1,080,355	
	Lincoln Community Hospital		8 - East	15 CAH*						
	Melissa Memorial Hospital		8 - East	15 CAH	\$3,125,869	\$3,513,300	\$3,900,723		\$5,596,844	
	Memorial Regional Health		9 - West	25 CAH*						
	Middle Park Medical Center - Kremmling		9 - West	23 CAH						
	Mt. San Rafael Hospital		8 - East	25 CAH*	\$7,035,781	\$8,397,500	\$8,161,653	\$7,572,112	\$7,772,703	
	Pagosa Springs Medical Center		9 - West	11 CAH						
	Pioneers Medical Center		9 - West	10 CAH*	\$808,720	\$1,056,219	\$1,088,835	\$1,235,702	\$1,389,606	
	Prowers Medical Center		8 - East	25 CAH						
	Rangely District Hospital		9 - West	25 CAH*	\$488,907	\$547,445	\$473,728	\$514,548	\$474,274	
	Rio Grande Hospital		8 - East	17 CAH	\$3,170,589	\$3,545,370	\$3,829,351	\$4,536,541	\$4,846,702	
	San Luis Valley Health Conejos County Hospital	San Luis Valley	8 - East	17 CAH	\$3,005,131	\$3,137,951	\$3,167,628	\$3,054,954	\$3,323,374	
	Sedgwick County Health Center		8 - East	15 CAH*	\$1,689,911	\$1,882,430	\$1,846,906	\$2,124,002	\$2,335,773	
	Southeast Colorado Hospital District		8 - East	23 CAH*	\$2,624,890	\$2,818,276	\$2,794,902	\$3,134,589	\$3,910,387	
	Southwest Health System, Inc.		9 - West	25 CAH						
	Spanish Peaks Regional Health Center		8 - East	20 CAH*						
	St. Thomas More Hospital	Centura Health CHI	8 - East	25 CAH	\$9,097,431	\$11,080,170	\$12,090,962	\$12,184,560	\$12,629,634	
	St. Vincent General Hospital District		9 - West	25 CAH	\$2,624,915	\$2,499,166	\$2,645,854	\$2,531,377	\$2,205,847	
	Sterling Regional MedCenter	Banner Health	8 - East	25 Rural	\$11,842,343	\$13,712,441	\$12,193,245	\$14,409,098	\$16,106,034	
	UCHealth Broomfield Hospital	UCHealth	3 - Denver	22 Urban	Opened 9/1/2016				\$33,038,892	
	UCHealth Grandview Hospital	UCHealth	2 - Colorado Springs	22 Urban	Opened 1/1/2017				\$13,953,250	
	UCHealth Pikes Peak Regional Hospital	UCHealth	2 - Colorado Springs	15 CAH					\$1,010,260	
	Weisbrod Memorial County Hospital		8 - East	25 CAH*	\$560,713	\$455,636	\$51,001	\$22,169	\$929,216	
	Wray Community District Hospital		8 - East	15 CAH*	\$4,722,208	\$5,364,105	\$7,020,361	\$8,327,036	\$8,239,781	
	Yuma District Hospital		8 - East	15 CAH*						
	Subtotal: Same-Store			413	\$93,260,838	\$101,927,145	\$108,549,428	\$119,139,758	\$132,872,221	
	Subtotal			781	\$96,386,707	\$109,207,962	\$132,197,974	\$140,841,427	\$205,112,007	
Medium (26-90 beds)	Castle Rock Adventist Hospital	Centura Health Adventist	3 - Denver	55 Urban	\$9,414,119	\$12,715,352	\$11,774,995	\$12,936,833	\$17,212,740	
	Colorado Plains Medical Center		8 - East	50 Rural	\$11,050,328	\$12,954,232	\$13,725,000	\$15,080,000	\$16,847,000	
	Community Hospital		5 - Grand Junction	60 Urban						
	Delta County Memorial Hospital		9 - West	49 Rural	\$15,414,484	\$16,677,801	\$16,333,917	\$17,375,064	\$17,405,486	
	Mercy Regional Medical Center	Centura Health CHI	9 - West	82 Rural	\$26,081,356	\$29,442,171	\$34,306,939	\$35,612,381	\$36,729,767	
	Montrose Memorial Hospital		9 - West	75 Rural						
	National Jewish Health		3 - Denver	46 Urban	\$45,658,976	\$52,109,201	\$50,456,605	\$49,790,768	\$52,248,704	
	OrthoColorado Hospital	Centura Health CHI	3 - Denver	48 Urban	\$5,344,202	\$5,911,160	\$5,511,441	\$6,604,262	\$7,640,204	
	San Luis Valley Health Regional Medical Center	San Luis Valley	8 - East	49 Rural	\$13,785,901	\$15,546,672	\$16,522,129	\$18,682,898	\$20,118,312	
	St. Anthony Summit Medical Center	Centura Health CHI	9 - West	35 Rural	\$9,947,550	\$10,864,034	\$13,709,965	\$17,029,644	\$18,188,829	
	UCHealth Longs Peak Hospital	UCHealth	6 - Greeley	51 Urban	Opened 8/31/2017		\$25,914	\$651,948	\$16,583,412	
	UCHealth Yampa Valley Medical Center	UCHealth	9 - West	39 Rural					\$23,736,764	
	Vail Health Hospital		9 - West	56 Rural	\$34,280,119	\$36,428,867	\$35,222,625	\$47,692,032	\$52,118,564	
	Valley View Hospital		9 - West	78 Rural	\$16,257,751	\$20,988,464	\$23,757,507	\$20,337,564	\$18,165,982	
	Subtotal: Same-Store			548	\$187,234,786	\$213,637,955	\$221,321,124	\$241,141,446	\$256,675,588	
	Subtotal			910	\$187,234,786	\$213,637,955	\$221,347,038	\$242,194,309	\$297,904,480	
Large (91 or more beds)	Avista Adventist Hospital	Centura Health Adventist	1 - Boulder	114 Urban	\$14,366,151	\$16,586,968	\$18,004,401	\$19,110,227	\$17,621,551	
	Boulder Community Health		1 - Boulder	178 Urban	\$11,296,506	\$11,426,900	\$11,897,783	\$12,089,555	\$12,590,475	
	Children's Hospital Colorado	Children's Hospital CO	3 - Denver	471 Urban	\$209,631,884	\$263,735,782	\$233,030,744	\$250,108,983	\$272,767,229	
	Denver Health Medical Center		3 - Denver	555 Urban	\$195,757,768	\$207,226,238	\$211,357,188	\$230,185,508	\$202,387,142	
	Good Samaritan Medical Center	SCL Health	1 - Boulder	234 Urban	\$72,294,808	\$82,278,276	\$77,676,094	\$92,690,838	\$96,995,510	
	Littleton Adventist Hospital	Centura Health Adventist	3 - Denver	231 Urban	\$41,566,572	\$42,300,484	\$43,524,764	\$45,483,191	\$48,182,801	
	Longmont United Hospital	Centura Health CHI	1 - Boulder	186 Urban			\$40,745,685	\$46,996,177	\$33,009,925	
	Lutheran Medical Center	SCL Health	3 - Denver	338 Urban	\$95,384,295	\$112,627,971	\$112,941,385	\$126,767,540	\$125,470,581	
	McKee Medical Center	Banner Health	4 - Ft. Collins	115 Urban	\$41,735,004	\$45,195,744	\$42,177,167	\$49,319,498	\$41,859,269	
	North Colorado Medical Center	Banner Health	6 - Greeley	378 Urban	\$116,506,321	\$96,290,063	\$116,987,294	\$133,165,089	\$115,797,848	
	North Suburban Medical Center	HealthONE	3 - Denver	157 Urban	Charges by System Only					
	Parker Adventist Hospital	Centura Health Adventist	3 - Denver	170 Urban	\$25,375,892	\$29,887,174	\$31,051,310	\$34,688,471	\$36,728,455	
	Parkview Medical Center		7 - Pueblo	350 Urban	\$71,799,662	\$75,359,884	\$96,767,826	\$85,842,965	\$96,743,117	
	Penrose-St. Francis Health Services	Centura Health CHI	2 - Colorado Springs	522 Urban	\$102,661,515	\$109,159,652	\$120,498,497	\$122,930,334	\$130,258,129	
	Platte Valley Medical Center	SCL Health	3 - Denver	98 Urban	\$24,222,094	\$29,701,680	\$26,885,784	\$38,618,090	\$35,115,135	
	Porter Adventist Hospital	Centura Health Adventist	3 - Denver	368 Urban	\$35,843,835	\$38,870,506	\$34,561,951	\$36,698,792	\$38,097,574	
	Presbyterian/St. Luke's Medical Center	HealthONE	3 - Denver	680 Urban	Charges by System Only					
	Rose Medical Center	HealthONE	3 - Denver	422 Urban	Charges by System Only					
	Sky Ridge Medical Center	HealthONE	3 - Denver	284 Urban	Charges by System Only					
	St. Anthony Hospital	Centura Health CHI	3 - Denver	237 Urban	\$74,705,339	\$77,287,914	\$73,807,857	\$82,623,946	\$86,048,968	
	St. Anthony North Health Campus	Centura Health CHI	3 - Denver	100 Urban	\$29,261,759	\$31,794,816	\$37,003,244	\$32,551,746	\$32,196,827	
	St. Joseph Hospital	SCL Health	3 - Denver	400 Urban	\$121,519,578	\$136,094,413	\$141,318,461	\$153,091,177	\$163,441,328	
	St. Mary-Corwin Medical Center	Centura Health CHI	7 - Pueblo	408 Urban	\$32,508,443	\$33,303,487	\$33,372,268	\$34,730,363	\$31,475,468	
	St. Mary's Hospital & Medical Center, Inc.	SCL Health	5 - Grand Junction	346 Urban	\$107,684,548	\$126,494,465	\$142,178,857	\$139,660,839	\$150,682,649	
	Swedish Medical Center	HealthONE	3 - Denver	408 Urban	Charges by System Only					
	The Medical Center of Aurora	HealthONE	3 - Denver	346 Urban	Charges by System Only					
	UCHealth Medical Center of the Rockies	UCHealth	4 - Ft. Collins	174 Urban	\$52,821,889	\$56,338,239	\$60,267,371	\$72,114,634	\$80,798,757	
	UCHealth Memorial Hospital Central	UCHealth	2 - Colorado Springs	583 Urban	\$135,981,083	\$132,929,889	\$146,718,463	\$166,018,584	\$183,832,016	
	UCHealth Poudre Valley Hospital	UCHealth	4 - Ft. Collins	255 Urban	\$74,952,868	\$78,419,959	\$83,203,023	\$83,614,754	\$91,840,975	
	UCHealth University of Colorado Hospital	UCHealth	3 - Denver	673 Urban	\$249,028,810	\$275,621,686	\$293,824,323	\$370,990,326	\$428,977,306	
	HealthONE System (Charges by system only)	HealthONE		2297	\$617,903,000	\$628,898,999	\$702,279,000	\$777,349,000	\$826,962,000	
	Subtotal: Same-Store			9879	\$2,554,809,623	\$2,737,831,189	\$2,891,335,054	\$3,190,444,450	\$3,346,871,111	
	Subtotal			9781	\$2,554,809,623	\$2,737,831,189	\$2,932,080,739	\$3,237,440,627	\$3,379,881,036	
	Total: Same-Store			10840	\$2,835,305,247	\$3,053,396,288	\$3,221,205,605	\$3,550,725,654	\$3,736,418,920	
	Total			11472	\$2,838,431,116	\$3,060,677,105	\$3,285,625,750	\$3,620,476,363	\$3,882,897,523	

\* These Critical Access Hospitals have a Frontier Designation (are based in any county with less than 6 people/square mile)

Outpatient Visits										
Size	Hospital	System	DOI	Beds	2014	2015	2016	2017	2018	
Size Classification: Small (25 beds or less)	Animas Surgical Hospital		9 - West	12 Rural						
	Arkansas Valley Regional Medical Center		8 - East	25 CAH	39485	44054	43962	43030	36880	
	Aspen Valley Hospital		9 - West	25 CAH						
	Banner Fort Collins Medical Center	Banner Health	4 - Ft. Collins	23 Urban	Opened 4/3/2015		39603	42430	44537	
	Colorado Canyons Hospital and Medical Center		5 - Grand Junction	25 CAH		52247	52971	63505	66313	
	East Morgan County Hospital	Banner Health	8 - East	25 CAH	78655	80014	78897	85598	96356	
	Estes Park Health		4 - Ft. Collins	23 CAH						
	Grand River Hospital District		9 - West	25 CAH	42955	46542	50772	53483	51875	
	Gunnison Valley Health		9 - West	24 CAH	39779	42186	46701	48290	54506	
	Haxtun Hospital District		8 - East	25 CAH		24961	28931	28342	31752	
	Heart of the Rockies Regional Medical Center		8 - East	25 CAH	54606	66366	77547	85866	92729	
	Keefe Memorial Health Service District		8 - East	25 CAH*						
	Kit Carson County Health Service District		8 - East	19 CAH*						
	Lincoln Community Hospital		8 - East	15 CAH*						
	Melissa Memorial Hospital		8 - East	15 CAH	11078	12236	13007		22934	
	Memorial Regional Health		9 - West	25 CAH*						
	Middle Park Medical Center - Kremmling		9 - West	23 CAH						
	Mt. San Rafael Hospital		8 - East	25 CAH*	39941	37866	37114	40014	40739	
	Pagosa Springs Medical Center		9 - West	11 CAH						
	Pioneers Medical Center		9 - West	10 CAH*	13389	11718	14260	13272	12448	
	Prowers Medical Center		8 - East	25 CAH						
	Rangely District Hospital		9 - West	25 CAH*	14331	14525	15765	14659	11329	
	Rio Grande Hospital		8 - East	17 CAH	42485	44293	48435	51055	50743	
	San Luis Valley Health Conejos County Hospital	San Luis Valley	8 - East	17 CAH	19062	22415	8200	7990	7978	
	Sedgwick County Health Center		8 - East	15 CAH*	7302	7536	7398	7186	6322	
	Southeast Colorado Hospital District		8 - East	23 CAH*	42912	42239	46386	40771	46165	
	Southwest Health System, Inc.		9 - West	25 CAH						
	Spanish Peaks Regional Health Center		8 - East	20 CAH*				16765	17729	
	St. Thomas More Hospital	Centura Health CHI	8 - East	25 CAH	72341	91143	102273	105091	107249	
	St. Vincent General Hospital District		9 - West	25 CAH	6938	5383	5128	5508	6190	
	Sterling Regional MedCenter	Banner Health	8 - East	25 Rural	115733	82400	93602	143392	117005	
	UCHealth Broomfield Hospital	UCHealth	3 - Denver	22 Urban	Opened 9/1/2016		26873	56056	57194	
	UCHealth Grandview Hospital	UCHealth	2 - Colorado Springs	22 Urban	Opened 1/1/2017		11796	28403	45287	
	UCHealth Pikes Peak Regional Hospital	UCHealth	2 - Colorado Springs	15 CAH					16936	
	Weisbrod Memorial County Hospital		8 - East	25 CAH*	8490	8048	7195	6391	8297	
	Wray Community District Hospital		8 - East	15 CAH*	9773	9346	11804	8809	9082	
	Yuma District Hospital		8 - East	15 CAH*						
	Subtotal: Same-Store			413	648177	656074	695439	760405	755893	
	Subtotal			781	659255	745518	868620	995906	1058575	
Medium (26-90 beds)	Castle Rock Adventist Hospital	Centura Health Adventist	3 - Denver	55 Urban	45929	77241	76117	90787	111310	
	Colorado Plains Medical Center		8 - East	50 Rural	100203	106262	105464	90391	90342	
	Community Hospital		5 - Grand Junction	60 Urban						
	Delta County Memorial Hospital		9 - West	49 Rural	100099	106532	110306	115013	120097	
	Mercy Regional Medical Center	Centura Health CHI	9 - West	82 Rural	204899	251781	288594	293868	307059	
	Montrose Memorial Hospital		9 - West	75 Rural						
	National Jewish Health		3 - Denver	46 Urban	76229	79726	100546	99276	98614	
	OrthoColorado Hospital	Centura Health CHI	3 - Denver	48 Urban	4845	3965	4050	10679	12082	
	San Luis Valley Health Regional Medical Center	San Luis Valley	8 - East	49 Rural	49954	62121	118967	132912	134328	
	St. Anthony Summit Medical Center	Centura Health CHI	9 - West	35 Rural	33763	37449	91646	108010	109461	
	UCHealth Longs Peak Hospital	UCHealth	6 - Greeley	51 Urban	Opened 8/31/2017				15953	
	UCHealth Yampa Valley Medical Center	UCHealth	9 - West	39 Rural			68484	65775	53020	
	Vail Health Hospital		9 - West	56 Rural	129021	130491	133284	123138	121300	
	Valley View Hospital		9 - West	78 Rural	222160	239642	278618	282272	299734	
	Subtotal: Same-Store			548	967102	1095210	1307592	1346346	1404327	
	Subtotal			910	967102	1119369	1402903	1440268	1501987	
Large (91 or more beds)	Avista Adventist Hospital	Centura Health Adventist	1 - Boulder	114 Urban	78137	89995	100724	111312	117284	
	Boulder Community Health		1 - Boulder	178 Urban	412684	414290	418568	425255	443163	
	Children's Hospital Colorado	Children's Hospital CO	3 - Denver	471 Urban	685661	715280	715525	748014	756607	
	Denver Health Medical Center		3 - Denver	555 Urban	573003	640848	711327	730589	886614	
	Good Samaritan Medical Center	SCL Health	1 - Boulder	234 Urban	97392	98338	91766	94176	93678	
	Littleton Adventist Hospital	Centura Health Adventist	3 - Denver	231 Urban	146330	150115	153396	154594	144974	
	Longmont United Hospital	Centura Health CHI	1 - Boulder	186 Urban			182685	162492	141531	
	Lutheran Medical Center	SCL Health	3 - Denver	338 Urban	195026	174632	173560	173406	181471	
	McKee Medical Center	Banner Health	4 - Ft. Collins	115 Urban	218576	224147	213848	211220	193545	
	North Colorado Medical Center	Banner Health	6 - Greeley	378 Urban	484854	487328	495112	449356	426854	
	North Suburban Medical Center	HealthONE	3 - Denver	157 Urban	100476	101591	94436	89930	87988	
	Parker Adventist Hospital	Centura Health Adventist	3 - Denver	170 Urban	153079	178202	187604	227847	252634	
	Parkview Medical Center		7 - Pueblo	350 Urban	208835	222616	227662	232084	236736	
	Penrose-St. Francis Health Services	Centura Health CHI	2 - Colorado Springs	522 Urban	284350	341162	440614	459916	515791	
	Platte Valley Medical Center	SCL Health	3 - Denver	98 Urban	80721	84386	80141	79513	87608	
	Porter Adventist Hospital	Centura Health Adventist	3 - Denver	368 Urban	142864	152931	159566	188639	187239	
	Presbyterian/St. Luke's Medical Center	HealthONE	3 - Denver	680 Urban	101788	103925	103839	99618	98439	
	Rose Medical Center	HealthONE	3 - Denver	422 Urban	104007	106481	105738	112304	107893	
	Sky Ridge Medical Center	HealthONE	3 - Denver	284 Urban	88211	93934	94024	96464	100103	
	St. Anthony Hospital	Centura Health CHI	3 - Denver	237 Urban	146444	183874	222928	288486	276896	
	St. Anthony North Health Campus	Centura Health CHI	3 - Denver	100 Urban	156262	165755	180785	221059	214842	
	St. Joseph Hospital	SCL Health	3 - Denver	400 Urban	149597	143795	133719	132343	128337	
	St. Mary-Corwin Medical Center	Centura Health CHI	7 - Pueblo	408 Urban	209229	213979	212091	228919	211212	
	St. Mary's Hospital & Medical Center, Inc.	SCL Health	5 - Grand Junction	346 Urban	199336	191747	187582	190099	189783	
	Swedish Medical Center	HealthONE	3 - Denver	408 Urban	123211	129549	152044	151242	149913	
	The Medical Center of Aurora	HealthONE	3 - Denver	346 Urban	140991	141795	133978	135495	139306	
	UCHealth Medical Center of the Rockies	UCHealth	4 - Ft. Collins	174 Urban	74461	85787	88275	95663	105919	
	UCHealth Memorial Hospital Central	UCHealth	2 - Colorado Springs	583 Urban	566737	612399	652770	771494	919667	
	UCHealth Poudre Valley Hospital	UCHealth	4 - Ft. Collins	255 Urban	283008	301566	316993	355818	366278	
	UCHealth University of Colorado Hospital	UCHealth	3 - Denver	673 Urban	953588	1028690	1134446	1246162	1372227	
	HealthONE System (Charges by system only)	HealthONE		2297	658684	677275	684059	685053	683642	
	Subtotal: Same-Store			9879	7247070	7672999	8077085	8597481	9093104	
	Subtotal			9781	7158859	7579065	8165746	8663509	9134532	
	Total: Same-Store			10840	8862349	9424283	10080116	10704232	11253324	
	Total			11472	8785216	9443952	10437269	11099683	11695094	

\* These Critical Access Hospitals have a Frontier Designation (are based in any county with less than 6 people/square mile)

Salaries, Wages, & Benefits Expense										
Size	Hospital	System	DOI	Beds	2014	2015	2016	2017	2018	
Size Classification: Small (25 beds or less)	Animas Surgical Hospital		9 - West	12 Rural						
	Arkansas Valley Regional Medical Center		8 - East	25 CAH	\$23,120,926	\$23,615,226	\$20,768,747	\$20,926,549	\$22,063,550	
	Aspen Valley Hospital		9 - West	25 CAH						
	Banner Fort Collins Medical Center	Banner Health	4 - Ft. Collins	23 Urban	Opened 4/3/2015		\$13,988,887	\$14,606,213	\$14,551,701	
	Colorado Canyons Hospital and Medical Center		5 - Grand Junction	25 CAH		\$15,494,598	\$17,661,489	\$19,901,425	\$24,210,112	
	East Morgan County Hospital	Banner Health	8 - East	25 CAH	\$14,074,240	\$14,021,215	\$14,889,588	\$14,698,881	\$16,762,632	
	Estes Park Health		4 - Ft. Collins	23 CAH	\$14,820,505	\$14,878,265	\$15,211,778	\$17,423,621	\$26,830,890	
	Grand River Hospital District		9 - West	25 CAH	\$21,574,302	\$22,938,368	\$25,108,142	\$27,346,762	\$29,653,712	
	Gunnison Valley Health		9 - West	24 CAH	\$11,587,374	\$13,692,601	\$17,462,525	\$18,670,404	\$21,801,210	
	Haxtun Hospital District		8 - East	25 CAH		\$4,733,765	\$5,176,562	\$5,544,286	\$5,764,162	
	Heart of the Rockies Regional Medical Center		8 - East	25 CAH	\$22,880,889	\$26,031,351	\$30,429,241	\$32,888,937	\$38,179,147	
	Keefe Memorial Health Service District		8 - East	25 CAH*						
	Kit Carson County Health Service District		8 - East	19 CAH*	\$7,961,516	\$8,228,420	\$7,168,360	\$9,547,419	\$9,417,359	
	Lincoln Community Hospital		8 - East	15 CAH*						
	Melissa Memorial Hospital		8 - East	15 CAH	\$5,216,612	\$5,673,468	\$6,130,293		\$8,017,592	
	Memorial Regional Health		9 - West	25 CAH*						
	Middle Park Medical Center - Kremmling		9 - West	23 CAH						
	Mt. San Rafael Hospital		8 - East	25 CAH*	\$14,044,020	\$15,403,347	\$15,316,866	\$17,382,005	\$19,681,152	
	Pagosa Springs Medical Center		9 - West	11 CAH						
	Pioneers Medical Center		9 - West	10 CAH*	\$10,712,281	\$11,319,312	\$13,002,883	\$14,289,010	\$15,389,432	
	Prowers Medical Center		8 - East	25 CAH						
	Rangely District Hospital		9 - West	25 CAH*	\$11,283,472	\$11,759,821	\$11,450,133	\$11,178,241	\$11,302,027	
	Rio Grande Hospital		8 - East	17 CAH	\$7,831,242	\$8,369,582	\$9,424,733	\$9,740,032	\$10,450,550	
	San Luis Valley Health Conejos County Hospital	San Luis Valley	8 - East	17 CAH	\$5,402,809	\$5,593,352	\$4,615,244	\$5,235,795	\$5,445,326	
	Sedgwick County Health Center		8 - East	15 CAH*	\$5,814,186	\$6,034,296	\$6,196,611	\$6,166,501	\$6,537,513	
	Southeast Colorado Hospital District		8 - East	23 CAH*	\$8,460,697	\$9,137,909	\$9,967,225	\$10,287,026	\$10,972,725	
	Southwest Health System, Inc.		9 - West	25 CAH						
	Spanish Peaks Regional Health Center		8 - East	20 CAH*						
	St. Thomas More Hospital	Centura Health CHI	8 - East	25 CAH	\$29,242,984	\$33,558,574	\$36,131,066	\$38,436,043	\$35,013,482	
	St. Vincent General Hospital District		9 - West	25 CAH	\$8,002,394	\$4,146,428	\$4,941,681	\$5,300,614	\$6,295,838	
	Sterling Regional MedCenter	Banner Health	8 - East	25 Rural	\$17,916,211	\$17,274,325	\$19,131,357	\$19,957,220	\$20,105,719	
	UCHealth Broomfield Hospital	UCHealth	3 - Denver	22 Urban	Opened 9/1/2016				\$15,979,060	
	UCHealth Grandview Hospital	UCHealth	2 - Colorado Springs	22 Urban	Opened 1/1/2017				\$8,287,986	
	UCHealth Pikes Peak Regional Hospital	UCHealth	2 - Colorado Springs	15 CAH					\$2,270,370	
	Weisbrod Memorial County Hospital		8 - East	25 CAH*	\$3,509,299	\$3,876,996	\$4,254,386	\$4,554,053	\$5,214,697	
	Wray Community District Hospital		8 - East	15 CAH*	\$6,519,156	\$6,260,723	\$6,869,610	\$7,888,802	\$8,379,606	
	Yuma District Hospital		8 - East	15 CAH*						
Medium (26-90 beds)	Subtotal: Same-Store			413	\$244,758,503	\$256,140,111	\$272,340,175	\$291,917,916	\$319,496,567	
	Subtotal			781	\$249,975,115	\$282,041,942	\$315,297,406	\$331,969,840	\$398,577,551	
	Castle Rock Adventist Hospital	Centura Health Adventist	3 - Denver	55 Urban	\$31,841,272	\$37,728,184	\$38,845,391	\$42,779,646	\$49,417,846	
	Colorado Plains Medical Center		8 - East	50 Rural	\$23,439,106	\$23,080,359	\$24,148,999	\$22,298,999	\$22,418,999	
	Community Hospital		5 - Grand Junction	60 Urban						
	Delta County Memorial Hospital		9 - West	49 Rural	\$31,642,398	\$34,466,087	\$38,467,638	\$44,614,268	\$45,314,842	
	Mercy Regional Medical Center	Centura Health CHI	9 - West	82 Rural	\$72,881,547	\$82,025,838	\$94,127,194	\$100,671,408	\$107,757,919	
	Montrose Memorial Hospital		9 - West	75 Rural						
	National Jewish Health		3 - Denver	46 Urban	\$132,474,887	\$136,876,223	\$144,443,418	\$153,545,549	\$159,224,046	
	OrthoColorado Hospital	Centura Health CHI	3 - Denver	48 Urban	\$9,992,798	\$11,396,240	\$14,589,900	\$15,773,712	\$17,714,701	
	San Luis Valley Health Regional Medical Center	San Luis Valley	8 - East	49 Rural	\$35,798,400	\$36,859,677	\$39,890,608	\$42,279,465	\$46,348,063	
	St. Anthony Summit Medical Center	Centura Health CHI	9 - West	35 Rural	\$20,349,769	\$21,576,056	\$30,080,760	\$35,378,547	\$35,208,214	
	UCHealth Longs Peak Hospital	UCHealth	6 - Greeley	51 Urban	Opened 8/31/2017		\$469,580	\$3,362,998	\$34,305,897	
	UCHealth Yampa Valley Medical Center	UCHealth	9 - West	39 Rural					\$36,253,259	
	Vail Health Hospital		9 - West	56 Rural	\$68,231,058	\$72,457,925	\$71,989,619	\$69,823,744	\$74,926,250	
	Valley View Hospital		9 - West	78 Rural	\$97,415,021	\$118,958,015	\$132,259,367	\$127,044,720	\$131,110,605	
	Subtotal: Same-Store			548	\$524,066,257	\$575,424,604	\$628,842,893	\$654,210,059	\$689,441,485	
	Subtotal			910	\$524,066,257	\$575,424,604	\$629,312,473	\$658,295,924	\$763,050,518	
Large (91 or more beds)	Avista Adventist Hospital	Centura Health Adventist	1 - Boulder	114 Urban	\$45,634,717	\$48,057,520	\$53,711,465	\$55,856,859	\$57,644,004	
	Boulder Community Health		1 - Boulder	178 Urban	\$160,703,311	\$172,896,579	\$178,414,484	\$197,661,036	\$199,663,260	
	Children's Hospital Colorado	Children's Hospital CO	3 - Denver	471 Urban	\$448,844,262	\$474,909,830	\$514,064,423	\$536,905,252	\$577,723,014	
	Denver Health Medical Center		3 - Denver	555 Urban	\$497,870,694	\$543,990,815	\$623,337,294	\$640,112,378	\$659,520,101	
	Good Samaritan Medical Center	SCL Health	1 - Boulder	234 Urban	\$104,114,883	\$104,044,018	\$109,032,024	\$113,583,877	\$116,058,563	
	Littleton Adventist Hospital	Centura Health Adventist	3 - Denver	231 Urban	\$96,019,712	\$97,489,396	\$102,179,913	\$108,426,931	\$103,826,283	
	Longmont United Hospital	Centura Health CHI	1 - Boulder	186 Urban			\$88,974,647	\$89,421,678	\$72,363,860	
	Lutheran Medical Center	SCL Health	3 - Denver	338 Urban	\$136,053,273	\$133,402,256	\$144,754,454	\$150,734,304	\$156,290,876	
	McKee Medical Center	Banner Health	4 - Ft. Collins	115 Urban	\$43,435,122	\$44,525,167	\$45,187,171	\$44,799,552	\$43,215,466	
	North Colorado Medical Center	Banner Health	6 - Greeley	378 Urban	\$119,230,701	\$120,440,153	\$124,522,760	\$125,569,113	\$122,815,674	
	North Suburban Medical Center	HealthONE	3 - Denver	157 Urban	Charges by System Only					
	Parker Adventist Hospital	Centura Health Adventist	3 - Denver	170 Urban	\$75,211,243	\$86,023,482	\$99,024,156	\$111,628,856	\$109,203,227	
	Parkview Medical Center		7 - Pueblo	350 Urban	\$140,845,321	\$148,368,880	\$163,926,351	\$181,371,258	\$190,212,811	
	Penrose-St. Francis Health Services	Centura Health CHI	2 - Colorado Springs	522 Urban	\$180,500,128	\$201,962,846	\$222,131,998	\$238,111,217	\$240,408,003	
	Platte Valley Medical Center	SCL Health	3 - Denver	98 Urban	\$41,510,643	\$42,298,610	\$47,340,028	\$50,769,969	\$47,608,843	
	Porter Adventist Hospital	Centura Health Adventist	3 - Denver	368 Urban	\$120,040,658	\$131,192,516	\$137,704,032	\$151,013,196	\$147,891,255	
	Presbyterian/St. Luke's Medical Center	HealthONE	3 - Denver	680 Urban	Charges by System Only					
	Rose Medical Center	HealthONE	3 - Denver	422 Urban	Charges by System Only					
	Sky Ridge Medical Center	HealthONE	3 - Denver	284 Urban	Charges by System Only					
	St. Anthony Hospital	Centura Health CHI	3 - Denver	237 Urban	\$127,149,771	\$140,307,359	\$160,012,679	\$169,663,617	\$158,615,037	
	St. Anthony North Health Campus	Centura Health CHI	3 - Denver	100 Urban	\$66,284,786	\$69,721,911	\$79,728,594	\$84,478,945	\$79,487,506	
	St. Joseph Hospital	SCL Health	3 - Denver	400 Urban	\$194,818,427	\$189,888,078	\$191,773,082	\$195,674,195	\$203,885,462	
	St. Mary-Corwin Medical Center	Centura Health CHI	7 - Pueblo	408 Urban	\$86,986,695	\$90,142,924	\$91,478,333	\$99,010,488	\$84,315,926	
	St. Mary's Hospital & Medical Center, Inc.	SCL Health	5 - Grand Junction	346 Urban	\$161,008,926	\$137,866,216	\$143,264,778	\$140,687,463	\$148,272,620	
	Swedish Medical Center	HealthONE	3 - Denver	408 Urban	Charges by System Only					
	The Medical Center of Aurora	HealthONE	3 - Denver	346 Urban	Charges by System Only					
	UCHealth Medical Center of the Rockies	UCHealth	4 - Ft. Collins	174 Urban	\$112,584,388	\$123,470,478	\$135,466,471	\$142,813,089	\$156,754,243	
	UCHealth Memorial Hospital Central	UCHealth	2 - Colorado Springs	583 Urban	\$292,420,017	\$285,315,606	\$337,290,973	\$385,816,783	\$462,129,930	
	UCHealth Poudre Valley Hospital	UCHealth	4 - Ft. Collins	255 Urban	\$184,064,755	\$185,973,756	\$205,653,173	\$218,794,774	\$233,185,585	
	UCHealth University of Colorado Hospital	UCHealth	3 - Denver	673 Urban	\$438,136,054	\$471,847,645	\$531,011,069	\$556,329,720	\$605,850,208	
	HealthONE System (Charges by system only)	HealthONE		2297	\$822,568,000	\$849,301,000	\$872,372,000	\$891,796,000	\$956,477,000	
	Subtotal: Same-Store			9879	\$4,696,036,486	\$4,893,437,042	\$5,313,381,706	\$5,591,608,872	\$5,861,054,896	
	Subtotal			9781	\$4,696,036,486	\$4,893,437,042	\$5,402,356,353	\$5,681,030,550	\$5,933,418,755	
	Total: Same-Store			10840	\$5,464,861,246	\$5,725,001,757	\$6,214,564,774	\$6,537,736,846	\$6,869,992,948	
	Total			11472	\$5,470,077,858	\$5,750,903,588	\$6,346,966,233	\$6,671,296,314	\$7,095,046,824	

\* These Critical Access Hospitals have a Frontier Designation (are based in any county with less than 6 people/square mile)

Supply Expense										
Size	Hospital	System	DOI	Beds	2014	2015	2016	2017	2018	
Size Classification: Small (25 beds or less)	Animas Surgical Hospital		9 - West	12 Rural						
	Arkansas Valley Regional Medical Center		8 - East	25 CAH	\$5,544,766	\$5,661,783	\$4,828,827	\$4,438,550	\$3,802,962	
	Aspen Valley Hospital		9 - West	25 CAH						
	Banner Fort Collins Medical Center	Banner Health	4 - Ft. Collins	23 Urban	Opened 4/3/2015		\$3,694,201	\$4,272,651	\$5,032,615	
	Colorado Canyons Hospital and Medical Center		5 - Grand Junction	25 CAH		\$6,202,963	\$7,141,534	\$7,707,058	\$7,955,844	
	East Morgan County Hospital	Banner Health	8 - East	25 CAH	\$2,304,527	\$2,222,487	\$2,582,814	\$2,223,269	\$2,389,700	
	Estes Park Health		4 - Ft. Collins	23 CAH	\$3,279,597	\$3,582,628	\$3,557,880	\$4,310,139	\$5,322,815	
	Grand River Hospital District		9 - West	25 CAH	\$4,235,923	\$4,229,477	\$5,320,728	\$6,582,833	\$6,903,413	
	Gunnison Valley Health		9 - West	24 CAH	\$3,929,740	\$3,659,937	\$5,087,322	\$5,357,155	\$5,863,560	
	Haxtun Hospital District		8 - East	25 CAH		\$950,044	\$1,299,071	\$1,397,321	\$1,285,866	
	Heart of the Rockies Regional Medical Center		8 - East	25 CAH	\$6,994,304	\$8,877,509	\$10,290,999	\$11,208,494	\$13,125,129	
	Keefe Memorial Health Service District		8 - East	25 CAH*						
	Kit Carson County Health Service District		8 - East	19 CAH*	\$1,585,608	\$1,669,825	\$1,504,288	\$1,371,961	\$1,349,581	
	Lincoln Community Hospital		8 - East	15 CAH*						
	Melissa Memorial Hospital		8 - East	15 CAH	\$826,590	\$956,256	\$1,085,922		\$2,027,845	
	Memorial Regional Health		9 - West	25 CAH*						
	Middle Park Medical Center - Kremmling		9 - West	23 CAH						
	Mt. San Rafael Hospital		8 - East	25 CAH*	\$2,202,122	\$2,454,274	\$2,466,048	\$2,789,726	\$3,287,990	
	Pagosa Springs Medical Center		9 - West	11 CAH						
	Pioneers Medical Center		9 - West	10 CAH*	\$722,930	\$1,184,001	\$1,664,231	\$1,746,405	\$2,001,911	
	Prowers Medical Center		8 - East	25 CAH						
	Rangely District Hospital		9 - West	25 CAH*	\$1,856,634	\$1,915,426	\$1,762,952	\$1,816,177	\$1,941,921	
	Rio Grande Hospital		8 - East	17 CAH	\$1,234,616	\$1,326,313	\$1,694,159	\$2,365,238	\$1,837,297	
	San Luis Valley Health Conejos County Hospital	San Luis Valley	8 - East	17 CAH	\$708,581	\$765,620	\$681,245	\$666,188	\$787,142	
	Sedgwick County Health Center		8 - East	15 CAH*	\$834,518	\$931,157	\$944,839	\$988,365	\$984,799	
	Southeast Colorado Hospital District		8 - East	23 CAH*	\$927,094	\$947,676	\$1,167,214	\$1,295,726	\$800,159	
	Southwest Health System, Inc.		9 - West	25 CAH						
	Spanish Peaks Regional Health Center		8 - East	20 CAH*						
	St. Thomas More Hospital	Centura Health CHI	8 - East	25 CAH	\$5,384,340	\$6,052,378	\$6,729,688	\$7,030,448	\$7,675,220	
	St. Vincent General Hospital District		9 - West	25 CAH	\$660,584	\$433,554	\$431,101	\$474,042	\$709,558	
	Sterling Regional MedCenter	Banner Health	8 - East	25 Rural	\$6,843,990	\$6,498,165	\$7,614,114	\$7,404,336	\$8,573,956	
	UCHealth Broomfield Hospital	UCHealth	3 - Denver	22 Urban	Opened 9/1/2016				\$2,957,300	
	UCHealth Grandview Hospital	UCHealth	2 - Colorado Springs	22 Urban	Opened 1/1/2017				\$2,428,986	
	UCHealth Pikes Peak Regional Hospital	UCHealth	2 - Colorado Springs	15 CAH					\$465,069	
	Weisbrod Memorial County Hospital		8 - East	25 CAH*	\$183,696	\$159,858	\$152,930	\$253,972	\$287,497	
	Wray Community District Hospital		8 - East	15 CAH*	\$2,089,237	\$2,124,770	\$2,053,126	\$3,042,844	\$3,159,760	
	Yuma District Hospital		8 - East	15 CAH*						
	Subtotal: Same-Store			413	\$51,522,807	\$54,696,838	\$60,534,505	\$65,365,868	\$70,804,370	
	Subtotal			781	\$52,349,397	\$62,806,101	\$73,755,233	\$78,742,898	\$92,957,895	
Medium (26-90 beds)	Castle Rock Adventist Hospital	Centura Health Adventist	3 - Denver	55 Urban	\$8,054,695	\$10,385,068	\$10,781,992	\$12,293,867	\$15,100,975	
	Colorado Plains Medical Center		8 - East	50 Rural	\$4,525,904	\$4,464,603	\$4,497,000	\$3,988,000	\$4,237,000	
	Community Hospital		5 - Grand Junction	60 Urban						
	Delta County Memorial Hospital		9 - West	49 Rural	\$14,319,209	\$14,729,321	\$12,676,711	\$12,935,850	\$17,050,791	
	Mercy Regional Medical Center	Centura Health CHI	9 - West	82 Rural	\$23,241,927	\$28,051,182	\$30,200,709	\$33,925,516	\$38,279,858	
	Montrose Memorial Hospital		9 - West	75 Rural						
	National Jewish Health		3 - Denver	46 Urban	\$9,845,810	\$11,608,276	\$14,620,865	\$16,849,034	\$18,045,528	
	OrthoColorado Hospital	Centura Health CHI	3 - Denver	48 Urban	\$14,585,521	\$15,825,746	\$21,471,336	\$22,633,596	\$22,965,751	
	San Luis Valley Health Regional Medical Center	San Luis Valley	8 - East	49 Rural	\$6,613,758	\$7,707,420	\$9,073,581	\$10,789,263	\$12,606,007	
	St. Anthony Summit Medical Center	Centura Health CHI	9 - West	35 Rural	\$4,694,925	\$4,757,653	\$6,143,190	\$6,747,208	\$8,420,921	
	UCHealth Longs Peak Hospital	UCHealth	6 - Greeley	51 Urban	Opened 8/31/2017		\$191	\$55,064	\$8,501,130	
	UCHealth Yampa Valley Medical Center	UCHealth	9 - West	39 Rural					\$15,917,581	
	Vail Health Hospital		9 - West	56 Rural	\$25,283,129	\$24,369,804	\$26,105,566	\$29,830,162	\$35,641,081	
	Valley View Hospital		9 - West	78 Rural	\$20,635,361	\$25,483,895	\$28,163,685	\$28,501,233	\$33,505,353	
	Subtotal: Same-Store			548	\$131,800,238	\$147,382,967	\$163,734,635	\$178,493,729	\$205,853,265	
	Subtotal			910	\$131,800,238	\$147,382,967	\$163,734,826	\$178,559,815	\$230,289,482	
Large (91 or more beds)	Avista Adventist Hospital	Centura Health Adventist	1 - Boulder	114 Urban	\$11,105,145	\$12,604,980	\$14,533,041	\$15,486,502	\$28,340,983	
	Boulder Community Health		1 - Boulder	178 Urban	\$48,527,361	\$53,063,045	\$55,169,801	\$57,934,012	\$57,962,431	
	Children's Hospital Colorado	Children's Hospital CO	3 - Denver	471 Urban	\$109,140,470	\$105,243,841	\$110,435,802	\$121,118,718	\$150,075,181	
	Denver Health Medical Center		3 - Denver	555 Urban	\$99,988,227	\$121,305,950	\$126,455,527	\$142,027,203	\$147,663,724	
	Good Samaritan Medical Center	SCL Health	1 - Boulder	234 Urban	\$53,204,031	\$60,388,658	\$62,141,805	\$58,760,776	\$58,890,534	
	Littleton Adventist Hospital	Centura Health Adventist	3 - Denver	231 Urban	\$45,546,309	\$46,192,421	\$46,949,532	\$47,089,234	\$42,958,210	
	Longmont United Hospital	Centura Health CHI	1 - Boulder	186 Urban		\$26,244,148	\$22,053,230	\$29,260,912		
	Lutheran Medical Center	SCL Health	3 - Denver	338 Urban	\$47,552,529	\$48,090,579	\$53,095,059	\$61,073,642	\$60,897,927	
	McKee Medical Center	Banner Health	4 - Ft. Collins	115 Urban	\$22,086,398	\$24,009,780	\$20,244,068	\$19,518,372	\$21,472,063	
	North Colorado Medical Center	Banner Health	6 - Greeley	378 Urban	\$53,032,784	\$47,374,241	\$52,168,210	\$52,065,784	\$55,129,032	
	North Suburban Medical Center	HealthONE	3 - Denver	157 Urban	Charges by System Only					
	Parker Adventist Hospital	Centura Health Adventist	3 - Denver	170 Urban	\$33,536,586	\$41,050,543	\$42,540,393	\$46,208,939	\$51,594,505	
	Parkview Medical Center		7 - Pueblo	350 Urban	\$52,370,000	\$55,588,000	\$65,392,014	\$65,655,034	\$72,005,100	
	Penrose-St. Francis Health Services	Centura Health CHI	2 - Colorado Springs	522 Urban	\$81,771,399	\$91,273,244	\$106,009,629	\$114,561,042	\$118,864,408	
	Platte Valley Medical Center	SCL Health	3 - Denver	98 Urban	\$13,875,166	\$15,861,212	\$18,159,331	\$16,373,146	\$18,743,739	
	Porter Adventist Hospital	Centura Health Adventist	3 - Denver	368 Urban	\$66,031,226	\$73,651,049	\$76,179,134	\$78,783,317	\$74,743,564	
	Presbyterian/St. Luke's Medical Center	HealthONE	3 - Denver	680 Urban	Charges by System Only					
	Rose Medical Center	HealthONE	3 - Denver	422 Urban	Charges by System Only					
	Sky Ridge Medical Center	HealthONE	3 - Denver	284 Urban	Charges by System Only					
	St. Anthony Hospital	Centura Health CHI	3 - Denver	237 Urban	\$53,462,246	\$57,055,519	\$59,552,196	\$59,856,213	\$56,746,812	
	St. Anthony North Health Campus	Centura Health CHI	3 - Denver	100 Urban	\$15,214,834	\$15,009,986	\$19,914,768	\$21,308,654	\$23,554,261	
	St. Joseph Hospital	SCL Health	3 - Denver	400 Urban	\$93,667,212	\$105,179,051	\$109,925,300	\$107,231,665	\$105,849,553	
	St. Mary-Corwin Medical Center	Centura Health CHI	7 - Pueblo	408 Urban	\$28,203,286	\$27,080,524	\$31,026,713	\$30,533,346	\$29,184,495	
	St. Mary's Hospital & Medical Center, Inc.	SCL Health	5 - Grand Junction	346 Urban	\$70,216,733	\$71,934,932	\$77,405,787	\$81,234,941	\$80,198,499	
	Swedish Medical Center	HealthONE	3 - Denver	408 Urban	Charges by System Only					
	The Medical Center of Aurora	HealthONE	3 - Denver	346 Urban	Charges by System Only					
	UCHealth Medical Center of the Rockies	UCHealth	4 - Ft. Collins	174 Urban	\$60,661,660	\$69,790,780	\$71,936,328	\$83,214,095	\$96,184,712	
	UCHealth Memorial Hospital Central	UCHealth	2 - Colorado Springs	583 Urban	\$123,443,218	\$120,741,203	\$132,469,213	\$148,875,797	\$165,213,842	
	UCHealth Poudre Valley Hospital	UCHealth	4 - Ft. Collins	255 Urban	\$72,851,768	\$78,871,762	\$94,843,666	\$121,125,080	\$123,793,965	
	UCHealth University of Colorado Hospital	UCHealth	3 - Denver	673 Urban	\$254,088,135	\$302,572,030	\$341,357,831	\$385,460,457	\$464,795,126	
	HealthONE System (Charges by system only)	HealthONE		2297	\$427,360,000	\$440,935,999	\$462,993,000	\$480,666,000	\$506,345,000	
	Subtotal: Same-Store			9879	\$1,936,936,724	\$2,084,869,330	\$2,250,898,148	\$2,416,161,967	\$2,611,207,668	
	Subtotal			9781	\$1,936,936,724	\$2,084,869,330	\$2,277,142,296	\$2,438,215,197	\$2,630,468,580	
	Total: Same-Store			10840	\$2,120,259,769	\$2,286,949,135	\$2,475,167,288	\$2,660,021,565	\$2,887,865,303	
	Total			11472	\$2,121,086,359	\$2,295,058,398	\$2,514,632,356	\$2,695,517,910	\$2,953,715,957	

\* These Critical Access Hospitals have a Frontier Designation (are based in any county with less than 6 people/square mile)



# Appendix D: Detailed Data by Hospital

Total Charges Commercial										
Size	Hospital	System	DOI	Beds	2014	2015	2016	2017	2018	
Size Classification: Small (25 beds or less)	Animas Surgical Hospital		9 - West	12 Rural						
	Arkansas Valley Regional Medical Center		8 - East	25 CAH	\$16,237,665	\$15,175,261	\$14,743,317	\$13,858,018	\$12,559,942	
	Aspen Valley Hospital		9 - West	25 CAH						
	Banner Fort Collins Medical Center	Banner Health	4 - Ft. Collins	23 Urban	Opened 4/3/2015		\$23,892,926	\$20,945,809	\$30,139,080	
	Colorado Canyons Hospital and Medical Center		5 - Grand Junction	25 CAH			\$32,003,017	\$34,896,979	\$39,019,131	
	East Morgan County Hospital	Banner Health	8 - East	25 CAH	\$8,134,306	\$7,770,971	\$10,097,276	\$11,114,435	\$13,857,839	
	Estes Park Health		4 - Ft. Collins	23 CAH	\$15,124,815	\$16,896,726	\$17,949,196	\$17,513,845	\$19,415,207	
	Grand River Hospital District		9 - West	25 CAH	\$27,631,578	\$27,888,721	\$30,872,123	\$34,931,369	\$38,518,239	
	Gunnison Valley Health		9 - West	24 CAH	\$25,432,347	\$25,573,203	\$31,042,682	\$31,736,750	\$37,520,479	
	Haxtun Hospital District		8 - East	25 CAH		\$2,062,232	\$2,350,904	\$3,418,621	\$3,086,472	
	Heart of the Rockies Regional Medical Center		8 - East	25 CAH	\$29,803,863	\$34,355,408	\$40,603,141	\$38,061,407	\$39,614,370	
	Keefe Memorial Health Service District		8 - East	25 CAH*						
	Kit Carson County Health Service District		8 - East	19 CAH*	\$5,637,514	\$5,784,614	\$4,735,408	\$4,410,099	\$4,664,921	
	Lincoln Community Hospital		8 - East	15 CAH*						
	Melissa Memorial Hospital		8 - East	15 CAH	\$3,595,980	\$4,191,120	\$4,790,445		\$5,678,421	
	Memorial Regional Health		9 - West	25 CAH*						
	Middle Park Medical Center - Kremmling		9 - West	23 CAH						
	Mt. San Rafael Hospital		8 - East	25 CAH*	\$17,040,392	\$18,325,110	\$18,551,668	\$21,864,726	\$25,738,379	
	Pagosa Springs Medical Center		9 - West	11 CAH						
	Pioneers Medical Center		9 - West	10 CAH*	\$5,849,936	\$3,611,906	\$5,002,098	\$4,144,809	\$6,590,101	
	Prowers Medical Center		8 - East	25 CAH						
	Rangely District Hospital		9 - West	25 CAH*	\$2,502,307	\$2,983,771	\$3,211,598	\$2,380,053	\$2,828,132	
	Rio Grande Hospital		8 - East	17 CAH	\$5,170,074	\$5,421,072	\$5,853,522	\$7,000,063	\$8,268,921	
	San Luis Valley Health Conejos County Hospital	San Luis Valley	8 - East	17 CAH	\$1,819,410	\$2,073,298	\$2,158,848	\$1,803,873	\$1,869,124	
	Sedgwick County Health Center		8 - East	15 CAH*	\$3,024,525	\$3,636,133	\$3,908,297	\$3,440,727	\$3,448,737	
	Southeast Colorado Hospital District		8 - East	23 CAH*	\$2,475,647	\$2,740,061	\$2,369,266	\$2,579,785	\$2,392,737	
	Southwest Health System, Inc.		9 - West	25 CAH						
	Spanish Peaks Regional Health Center		8 - East	20 CAH*				\$3,345,979	\$3,999,447	
	St. Thomas More Hospital	Centura Health CHI	8 - East	25 CAH	\$37,795,571	\$56,406,592	\$56,748,228	\$64,154,975	\$68,199,638	
	St. Vincent General Hospital District		9 - West	25 CAH	\$4,137,298	\$2,969,063	\$3,375,835	\$4,206,993	\$5,297,598	
	Sterling Regional MedCenter	Banner Health	8 - East	25 Rural	\$13,583,140	\$25,990,567	\$21,519,072	\$23,777,967	\$23,233,546	
	UCHealth Broomfield Hospital	UCHealth	3 - Denver	22 Urban	Opened 9/1/2016				\$55,512,710	
	UCHealth Grandview Hospital	UCHealth	2 - Colorado Springs	22 Urban	Opened 1/1/2017				\$34,394,541	
	UCHealth Pikes Peak Regional Hospital	UCHealth	2 - Colorado Springs	15 CAH					\$2,607,319	
	Weisbrod Memorial County Hospital		8 - East	25 CAH*	\$869,637	\$897,665	\$638,555	\$659,389	\$962,901	
	Wray Community District Hospital		8 - East	15 CAH*	\$4,598,479	\$5,505,444	\$5,595,023	\$6,978,798	\$8,070,956	
	Yuma District Hospital		8 - East	15 CAH*						
	Subtotal: Same-Store			413	\$226,868,506	\$264,005,586	\$278,975,152	\$294,618,082	\$323,051,768	
	Subtotal			781	\$230,464,485	\$270,258,938	\$342,012,444	\$357,225,470	\$497,488,889	
Medium (26-90 beds)	Castle Rock Adventist Hospital	Centura Health Adventist	3 - Denver	55 Urban	\$104,226,327	\$139,800,608	\$148,519,371	\$176,271,708	\$214,322,242	
	Colorado Plains Medical Center		8 - East	50 Rural	\$40,344,664	\$37,322,566	\$41,117,344	\$43,034,804	\$40,562,143	
	Community Hospital		5 - Grand Junction	60 Urban						
	Delta County Memorial Hospital		9 - West	49 Rural	\$36,634,359	\$37,002,679	\$38,238,065	\$41,205,062	\$43,406,366	
	Mercy Regional Medical Center	Centura Health CHI	9 - West	82 Rural	\$144,798,710	\$164,531,050	\$193,050,881	\$218,579,125	\$256,373,912	
	Montrose Memorial Hospital		9 - West	75 Rural						
	National Jewish Health		3 - Denver	46 Urban	\$64,410,580	\$68,234,142	\$92,597,105	\$90,597,531	\$90,711,318	
	OrthoColorado Hospital	Centura Health CHI	3 - Denver	48 Urban	\$12,320,959	\$132,388,842	\$163,825,202	\$157,661,350	\$173,879,698	
	San Luis Valley Health Regional Medical Center	San Luis Valley	8 - East	49 Rural	\$32,212,662	\$35,472,830	\$36,271,393	\$38,937,896	\$38,624,189	
	St. Anthony Summit Medical Center	Centura Health CHI	9 - West	35 Rural	\$84,451,988	\$93,241,280	\$106,843,840	\$128,096,406	\$162,565,199	
	UCHealth Longs Peak Hospital	UCHealth	6 - Greeley	51 Urban	Opened 8/31/2017				\$71,088,409	
	UCHealth Yampa Valley Medical Center	UCHealth	9 - West	39 Rural					\$55,917,974	
	Vail Health Hospital		9 - West	56 Rural	\$153,532,542	\$148,455,209	\$149,425,078	\$148,299,858	\$154,234,984	
	Valley View Hospital		9 - West	78 Rural	\$162,306,726	\$172,075,539	\$203,482,607	\$198,587,916	\$201,645,935	
	Subtotal: Same-Store			548	\$935,149,518	\$1,028,524,744	\$1,173,370,887	\$1,241,271,657	\$1,376,325,986	
	Subtotal			910	\$935,149,518	\$1,028,524,744	\$1,173,370,887	\$1,241,271,657	\$1,503,332,369	
Large (91 or more beds)	Avista Adventist Hospital	Centura Health Adventist	1 - Boulder	114 Urban	\$180,191,846	\$181,604,276	\$203,369,370	\$198,846,155	\$228,620,929	
	Boulder Community Health		1 - Boulder	178 Urban	\$540,136,397	\$552,762,647	\$642,731,859	\$664,978,551	\$693,289,177	
	Children's Hospital Colorado	Children's Hospital CO	3 - Denver	471 Urban	\$941,115,057	\$998,893,227	\$1,020,089,502	\$1,103,562,737	\$1,288,076,707	
	Denver Health Medical Center		3 - Denver	555 Urban	\$406,943,288	\$431,530,906	\$462,849,768	\$527,796,553	\$577,767,296	
	Good Samaritan Medical Center	SCL Health	1 - Boulder	234 Urban	\$508,970,082	\$526,978,968	\$544,283,522	\$586,060,412	\$580,457,645	
	Littleton Adventist Hospital	Centura Health Adventist	3 - Denver	231 Urban	\$481,455,252	\$494,151,097	\$499,814,631	\$521,585,844	\$549,553,013	
	Longmont United Hospital	Centura Health CHI	1 - Boulder	186 Urban			\$578,662,153	\$328,100,554	\$188,050,381	
	Lutheran Medical Center	SCL Health	3 - Denver	338 Urban	\$370,854,471	\$330,036,198	\$385,422,673	\$434,610,427	\$446,071,831	
	McKee Medical Center	Banner Health	4 - Ft. Collins	115 Urban	\$82,852,820	\$91,480,032	\$84,975,157	\$80,945,727	\$77,308,444	
	North Colorado Medical Center	Banner Health	6 - Greeley	378 Urban	\$114,631,375	\$180,997,866	\$124,644,663	\$103,325,233	\$93,912,317	
	North Suburban Medical Center	HealthONE	3 - Denver	157 Urban	Charges by System Only					
	Parker Adventist Hospital	Centura Health Adventist	3 - Denver	170 Urban	\$427,419,981	\$490,088,236	\$537,696,370	\$548,999,973	\$591,989,099	
	Parkview Medical Center		7 - Pueblo	350 Urban	\$503,272,488	\$527,086,113	\$612,383,044	\$675,329,383	\$792,887,340	
	Penrose-St. Francis Health Services	Centura Health CHI	2 - Colorado Springs	522 Urban	\$754,409,577	\$826,784,859	\$928,507,352	\$994,176,914	\$1,039,847,241	
	Platte Valley Medical Center	SCL Health	3 - Denver	98 Urban	\$85,580,476	\$82,006,562	\$92,510,412	\$100,786,989	\$104,794,101	
	Porter Adventist Hospital	Centura Health Adventist	3 - Denver	368 Urban	\$448,125,296	\$517,775,446	\$507,813,865	\$492,276,954	\$492,632,792	
	Presbyterian/St. Luke's Medical Center	HealthONE	3 - Denver	680 Urban	Charges by System Only					
	Rose Medical Center	HealthONE	3 - Denver	422 Urban	Charges by System Only					
	Sky Ridge Medical Center	HealthONE	3 - Denver	284 Urban	Charges by System Only					
	St. Anthony Hospital	Centura Health CHI	3 - Denver	237 Urban	\$606,737,861	\$645,786,465	\$661,397,100	\$651,614,098	\$629,202,744	
	St. Anthony North Health Campus	Centura Health CHI	3 - Denver	100 Urban	\$161,868,284	\$163,686,450	\$191,204,366	\$199,093,773	\$244,747,057	
	St. Joseph Hospital	SCL Health	3 - Denver	400 Urban	\$755,016,433	\$786,895,104	\$839,256,225	\$931,483,598	\$945,451,062	
	St. Mary-Corwin Medical Center	Centura Health CHI	7 - Pueblo	408 Urban	\$170,850,410	\$179,408,834	\$178,759,812	\$189,638,164	\$186,275,635	
	St. Mary's Hospital & Medical Center, Inc.	SCL Health	5 - Grand Junction	346 Urban	\$238,919,525	\$233,794,779	\$248,124,932	\$243,851,998	\$248,847,734	
	Swedish Medical Center	HealthONE	3 - Denver	408 Urban	Charges by System Only					
	The Medical Center of Aurora	HealthONE	3 - Denver	346 Urban	Charges by System Only					
	UCHealth Medical Center of the Rockies	UCHealth	4 - Ft. Collins	174 Urban	\$276,167,098	\$322,573,723	\$337,280,460	\$364,241,448	\$431,101,758	
	UCHealth Memorial Hospital Central	UCHealth	2 - Colorado Springs	583 Urban	\$488,181,735	\$505,616,281	\$607,888,891	\$723,786,674	\$874,403,266	
	UCHealth Poudre Valley Hospital	UCHealth	4 - Ft. Collins	255 Urban	\$367,117,056	\$384,573,660	\$426,191,126	\$491,402,885	\$535,372,341	
	UCHealth University of Colorado Hospital	UCHealth	3 - Denver	673 Urban	\$1,506,547,295	\$1,759,978,095	\$1,955,222,345	\$2,237,233,093	\$2,677,469,082	
	HealthONE System (Charges by system only)	HealthONE		2297	\$4,936,162,000	\$5,226,518,002	\$5,954,603,000	\$6,483,569,000	\$7,201,311,000	
	Subtotal: Same-Store			9879	\$15,353,526,102	\$16,441,007,825	\$18,047,020,444	\$19,549,196,582	\$21,531,389,612	
	Subtotal			9781	\$15,353,526,102	\$16,441,007,825	\$18,047,020,444	\$19,549,196,582	\$21,531,389,612	
	Total: Same-Store			10840	\$16,515,544,126	\$17,733,538,155	\$19,499,366,483	\$21,085,086,321	\$23,230,767,366	
	Total			11472	\$16,519,140,106	\$17,739,791,507	\$20,141,065,928	\$21,475,794,263	\$23,720,261,250	

\* These Critical Access Hospitals have a Frontier Designation (are based in any county with less than 6 people/square mile)

Total Charges Medicaid										
Size	Hospital	System	DOI	Beds	2014	2015	2016	2017	2018	
Size Classification: Small (25 beds or less)	Animas Surgical Hospital		9 - West	12 Rural						
	Arkansas Valley Regional Medical Center		8 - East	25 CAH	\$18,512,904	\$22,526,716	\$26,930,515	\$27,136,449	\$25,649,988	
	Aspen Valley Hospital		9 - West	25 CAH						
	Banner Fort Collins Medical Center	Banner Health	4 - Ft. Collins	23 Urban	Opened 4/3/2015		\$15,788,324	\$21,628,912	\$22,194,680	
	Colorado Canyons Hospital and Medical Center		5 - Grand Junction	25 CAH			\$5,413,147	\$5,798,823	\$6,750,438	
	East Morgan County Hospital	Banner Health	8 - East	25 CAH	\$7,741,086	\$5,457,545	\$9,196,056	\$11,448,105	\$14,072,349	
	Estes Park Health		4 - Ft. Collins	23 CAH	\$4,865,730	\$8,336,002	\$6,806,600	\$8,661,545	\$12,340,393	
	Grand River Hospital District		9 - West	25 CAH	\$16,518,346	\$22,256,085	\$25,110,279	\$25,085,009	\$22,864,645	
	Gunnison Valley Health		9 - West	24 CAH	\$7,541,260	\$9,349,025	\$10,504,528	\$11,742,270	\$12,499,009	
	Haxtun Hospital District		8 - East	25 CAH		\$1,165,745	\$1,194,056	\$1,455,884	\$1,600,261	
	Heart of the Rockies Regional Medical Center		8 - East	25 CAH	\$13,820,408	\$17,047,172	\$18,528,972	\$19,331,891	\$20,642,452	
	Keefe Memorial Health Service District		8 - East	25 CAH*						
	Kit Carson County Health Service District		8 - East	19 CAH*	\$3,400,233	\$3,247,961	\$3,396,700	\$3,265,845	\$3,357,213	
	Lincoln Community Hospital		8 - East	15 CAH*						
	Melissa Memorial Hospital		8 - East	15 CAH	\$1,496,489	\$1,854,084	\$2,213,500		\$2,947,111	
	Memorial Regional Health		9 - West	25 CAH*						
	Middle Park Medical Center - Kremmling		9 - West	23 CAH						
	Mt. San Rafael Hospital		8 - East	25 CAH*	\$16,528,222	\$18,773,997	\$20,920,024	\$22,299,569	\$20,543,136	
	Pagosa Springs Medical Center		9 - West	11 CAH						
	Pioneers Medical Center		9 - West	10 CAH*	\$3,277,227	\$1,196,040	\$1,736,842	\$3,234,706	\$2,675,028	
	Prowers Medical Center		8 - East	25 CAH						
	Rangely District Hospital		9 - West	25 CAH*	\$2,115,665	\$2,229,649	\$2,539,143	\$2,623,894	\$1,842,055	
	Rio Grande Hospital		8 - East	17 CAH	\$4,963,019	\$6,127,417	\$6,400,670	\$7,075,036	\$6,925,847	
	San Luis Valley Health Conejos County Hospital	San Luis Valley	8 - East	17 CAH	\$4,002,158	\$5,605,955	\$4,595,134	\$4,431,479	\$4,930,600	
	Sedgwick County Health Center		8 - East	15 CAH*	\$3,085,957	\$3,431,889	\$3,144,650	\$3,571,638	\$3,613,717	
	Southeast Colorado Hospital District		8 - East	23 CAH*	\$5,223,071	\$5,890,565	\$5,937,411	\$6,152,555	\$6,534,400	
	Southwest Health System, Inc.		9 - West	25 CAH						
	Spanish Peaks Regional Health Center		8 - East	20 CAH*				\$4,558,611	\$5,523,953	
	St. Thomas More Hospital	Centura Health CHI	8 - East	25 CAH	\$31,183,604	\$44,241,629	\$49,445,954	\$56,365,558	\$54,146,541	
	St. Vincent General Hospital District		9 - West	25 CAH	\$3,566,160	\$2,219,503	\$2,404,335	\$2,695,073	\$3,235,192	
	Sterling Regional MedCenter	Banner Health	8 - East	25 Rural	\$14,323,989	\$14,936,141	\$18,920,457	\$21,343,690	\$24,229,022	
	UCHealth Broomfield Hospital	UCHealth	3 - Denver	22 Urban	Opened 9/1/2016				\$52,056,740	
	UCHealth Grandview Hospital	UCHealth	2 - Colorado Springs	22 Urban	Opened 1/1/2017				\$44,068,547	
	UCHealth Pikes Peak Regional Hospital	UCHealth	2 - Colorado Springs	15 CAH					\$2,317,360	
	Weisbrod Memorial County Hospital		8 - East	25 CAH*	\$1,415,099	\$1,546,039	\$1,510,282	\$1,393,623	\$1,502,620	
	Wray Community District Hospital		8 - East	15 CAH*	\$3,001,161	\$3,139,492	\$3,429,572	\$3,959,927	\$4,716,920	
	Yuma District Hospital		8 - East	15 CAH*						
	Subtotal: Same-Store			413	\$165,085,298	\$197,558,823	\$221,458,125	\$241,817,861	\$246,321,126	
	Subtotal			781	\$166,581,788	\$200,578,652	\$246,067,152	\$275,260,091	\$383,780,216	
Medium (26-90 beds)	Castle Rock Adventist Hospital	Centura Health Adventist	3 - Denver	55 Urban	\$23,014,297	\$36,927,019	\$48,247,274	\$58,987,543	\$69,161,488	
	Colorado Plains Medical Center		8 - East	50 Rural	\$24,508,349	\$29,481,389	\$32,104,211	\$33,046,625	\$33,567,601	
	Community Hospital		5 - Grand Junction	60 Urban						
	Delta County Memorial Hospital		9 - West	49 Rural	\$23,966,368	\$32,084,803	\$32,571,612	\$38,624,637	\$38,009,328	
	Mercy Regional Medical Center	Centura Health CHI	9 - West	82 Rural	\$44,928,055	\$73,090,133	\$87,458,016	\$106,298,334	\$119,716,194	
	Montrose Memorial Hospital		9 - West	75 Rural						
	National Jewish Health		3 - Denver	46 Urban	\$19,075,984	\$29,362,234	\$38,592,788	\$39,099,816	\$38,213,726	
	OrthoColorado Hospital	Centura Health CHI	3 - Denver	48 Urban	\$48,080	\$16,511	\$132,051	\$132,051	\$31,176	
	San Luis Valley Health Regional Medical Center	San Luis Valley	8 - East	49 Rural	\$37,289,650	\$51,519,090	\$54,081,214	\$56,005,442	\$59,883,098	
	St. Anthony Summit Medical Center	Centura Health CHI	9 - West	35 Rural	\$13,400,203	\$19,665,034	\$26,893,662	\$29,962,626	\$33,610,288	
	UCHealth Longs Peak Hospital	UCHealth	6 - Greeley	51 Urban	Opened 8/31/2017				\$45,467,167	
	UCHealth Yampa Valley Medical Center	UCHealth	9 - West	39 Rural					\$15,073,720	
	Vail Health Hospital		9 - West	56 Rural	\$16,393,164	\$21,034,895	\$22,347,708	\$20,882,527	\$20,732,210	
	Valley View Hospital		9 - West	78 Rural	\$47,364,601	\$65,476,116	\$83,432,045	\$75,759,614	\$73,775,053	
	Subtotal: Same-Store			548	\$249,988,752	\$358,640,713	\$425,745,041	\$458,799,215	\$486,700,162	
	Subtotal			910	\$249,988,752	\$358,640,713	\$425,745,041	\$458,799,215	\$547,241,048	
Large (91 or more beds)	Avista Adventist Hospital	Centura Health Adventist	1 - Boulder	114 Urban	\$45,849,566	\$57,868,706	\$64,309,164	\$74,028,741	\$85,604,359	
	Boulder Community Health		1 - Boulder	178 Urban	\$122,567,446	\$155,136,263	\$165,743,083	\$177,200,387	\$179,307,425	
	Children's Hospital Colorado	Children's Hospital CO	3 - Denver	471 Urban	\$1,212,483,682	\$1,201,528,513	\$1,241,091,283	\$1,375,740,206	\$1,507,708,632	
	Denver Health Medical Center		3 - Denver	555 Urban	\$943,912,029	\$1,063,929,681	\$1,057,657,865	\$1,133,063,095	\$1,162,817,037	
	Good Samaritan Medical Center	SCL Health	1 - Boulder	234 Urban	\$93,024,303	\$116,262,456	\$129,076,606	\$135,244,475	\$140,819,309	
	Littleton Adventist Hospital	Centura Health Adventist	3 - Denver	231 Urban	\$107,951,176	\$131,859,408	\$145,168,445	\$156,190,852	\$157,922,552	
	Longmont United Hospital	Centura Health CHI	1 - Boulder	186 Urban				\$100,610,511	\$141,446,967	
	Lutheran Medical Center	SCL Health	3 - Denver	338 Urban	\$244,967,361	\$294,457,113	\$334,625,846	\$361,284,674	\$318,905,776	
	McKee Medical Center	Banner Health	4 - Ft. Collins	115 Urban	\$57,851,570	\$61,386,934	\$88,919,876	\$72,209,278	\$65,751,912	
	North Colorado Medical Center	Banner Health	6 - Greeley	378 Urban	\$81,120,537	\$111,931,410	\$155,832,711	\$180,323,727	\$219,190,184	
	North Suburban Medical Center	HealthONE	3 - Denver	157 Urban	Charges by System Only					
	Parker Adventist Hospital	Centura Health Adventist	3 - Denver	170 Urban	\$75,678,357	\$113,000,724	\$146,130,331	\$151,966,966	\$154,892,931	
	Parkview Medical Center		7 - Pueblo	350 Urban	\$305,705,694	\$403,580,262	\$473,628,377	\$533,972,949	\$564,692,122	
	Penrose-St. Francis Health Services	Centura Health CHI	2 - Colorado Springs	522 Urban	\$240,734,096	\$364,162,781	\$401,158,423	\$458,920,541	\$508,361,172	
	Platte Valley Medical Center	SCL Health	3 - Denver	98 Urban	\$61,685,735	\$63,949,213	\$71,590,190	\$83,913,463	\$82,298,922	
	Porter Adventist Hospital	Centura Health Adventist	3 - Denver	368 Urban	\$134,283,553	\$197,481,968	\$191,405,883	\$213,045,288	\$221,317,356	
	Presbyterian/St. Luke's Medical Center	HealthONE	3 - Denver	680 Urban	Charges by System Only					
	Rose Medical Center	HealthONE	3 - Denver	422 Urban	Charges by System Only					
	Sky Ridge Medical Center	HealthONE	3 - Denver	284 Urban	Charges by System Only					
	St. Anthony Hospital	Centura Health CHI	3 - Denver	237 Urban	\$225,326,112	\$335,994,262	\$384,395,028	\$393,645,122	\$383,981,582	
	St. Anthony North Health Campus	Centura Health CHI	3 - Denver	100 Urban	\$140,503,995	\$170,779,011	\$197,507,569	\$202,098,911	\$195,015,890	
	St. Joseph Hospital	SCL Health	3 - Denver	400 Urban	\$229,686,374	\$320,925,144	\$363,024,820	\$409,297,333	\$398,785,282	
	St. Mary-Corwin Medical Center	Centura Health CHI	7 - Pueblo	408 Urban	\$159,049,433	\$208,893,622	\$235,590,422	\$247,962,592	\$229,413,217	
	St. Mary's Hospital & Medical Center, Inc.	SCL Health	5 - Grand Junction	346 Urban	\$224,805,866	\$246,591,883	\$264,516,394	\$281,285,047	\$273,219,063	
	Swedish Medical Center	HealthONE	3 - Denver	408 Urban	Charges by System Only					
	The Medical Center of Aurora	HealthONE	3 - Denver	346 Urban	Charges by System Only					
	UCHealth Medical Center of the Rockies	UCHealth	4 - Ft. Collins	174 Urban	\$92,848,340	\$135,080,332	\$153,641,438	\$170,783,250	\$188,814,174	
	UCHealth Memorial Hospital Central	UCHealth	2 - Colorado Springs	583 Urban	\$392,389,563	\$551,009,616	\$753,505,646	\$885,474,598	\$1,040,125,848	
	UCHealth Poudre Valley Hospital	UCHealth	4 - Ft. Collins	255 Urban	\$143,819,356	\$200,744,918	\$231,315,851	\$272,337,540	\$290,245,825	
	UCHealth University of Colorado Hospital	UCHealth	3 - Denver	673 Urban	\$839,679,057	\$1,086,884,209	\$1,270,118,302	\$1,437,631,994	\$1,663,675,155	
	HealthONE System (Charges by system only)	HealthONE		2297	\$2,138,627,000	\$2,668,923,999	\$3,142,221,000	\$3,557,193,000	\$4,010,374,000	
	Subtotal: Same-Store			9879	\$8,314,550,203	\$10,262,362,430	\$11,662,174,553	\$12,964,814,029	\$14,043,239,726	
	Subtotal			9781	\$8,314,550,203	\$10,262,362,430	\$11,662,174,553	\$13,065,424,540	\$14,184,686,693	
	Total: Same-Store			10840	\$8,729,624,253	\$10,818,561,966	\$12,309,377,720	\$13,665,431,105	\$14,776,261,014	
	Total			11472	\$8,731,120,743	\$10,821,581,795	\$12,333,986,747	\$13,799,483,846	\$15,115,707,957	

\* These Critical Access Hospitals have a Frontier Designation (are based in any county with less than 6 people/square mile)

# Appendix D: Detailed Data by Hospital

Total Charges Medicare										
Size	Hospital	System	DOI	Beds	2014	2015	2016	2017	2018	
Size Classification: Small (25 beds or less)	Animas Surgical Hospital		9 - West	12 Rural						
	Arkansas Valley Regional Medical Center		8 - East	25 CAH	\$34,205,423	\$30,675,066	\$36,374,610	\$36,347,823	\$35,566,132	
	Aspen Valley Hospital		9 - West	25 CAH						
	Banner Fort Collins Medical Center	Banner Health	4 - Ft. Collins	23 Urban	Opened 4/3/2015		\$25,402,905	\$34,148,768	\$40,337,616	
	Colorado Canyons Hospital and Medical Center		5 - Grand Junction	25 CAH			\$29,834,951	\$34,070,455	\$34,565,473	
	East Morgan County Hospital	Banner Health	8 - East	25 CAH	\$26,162,638	\$31,331,057	\$26,816,183	\$29,325,215	\$27,376,634	
	Estes Park Health		4 - Ft. Collins	23 CAH	\$27,680,709	\$29,518,272	\$31,619,860	\$37,659,690	\$44,057,339	
	Grand River Hospital District		9 - West	25 CAH	\$21,358,391	\$23,650,621	\$26,744,409	\$33,855,669	\$34,232,824	
	Gunnison Valley Health		9 - West	24 CAH	\$14,317,967	\$15,224,358	\$19,358,511	\$22,747,666	\$31,825,273	
	Haxtun Hospital District		8 - East	25 CAH		\$4,100,331	\$3,579,716	\$4,054,840	\$4,469,377	
	Heart of the Rockies Regional Medical Center		8 - East	25 CAH	\$36,716,527	\$42,031,424	\$48,926,926	\$70,294,782	\$85,965,591	
	Keefe Memorial Health Service District		8 - East	25 CAH*						
	Kit Carson County Health Service District		8 - East	19 CAH*	\$7,245,628	\$7,690,728	\$7,916,554	\$7,040,109	\$7,425,386	
	Lincoln Community Hospital		8 - East	15 CAH*						
	Melissa Memorial Hospital		8 - East	15 CAH	\$6,394,722	\$6,620,076	\$6,851,781		\$14,217,747	
	Memorial Regional Health		9 - West	25 CAH*						
	Middle Park Medical Center - Kremmling		9 - West	23 CAH						
	Mt. San Rafael Hospital		8 - East	25 CAH*	\$24,970,511	\$26,023,383	\$25,378,075	\$28,540,688	\$30,712,501	
	Pagosa Springs Medical Center		9 - West	11 CAH						
	Pioneers Medical Center		9 - West	10 CAH*	\$5,737,302	\$5,305,716	\$8,171,838	\$8,897,699	\$8,624,348	
	Prowers Medical Center		8 - East	25 CAH						
	Rangely District Hospital		9 - West	25 CAH*	\$2,635,030	\$3,170,449	\$2,568,888	\$2,447,202	\$2,685,048	
	Rio Grande Hospital		8 - East	17 CAH	\$12,616,870	\$13,094,904	\$14,937,663	\$14,901,195	\$18,350,379	
	San Luis Valley Health Conejos County Hospital	San Luis Valley	8 - East	17 CAH	\$5,616,523	\$6,628,547	\$6,252,607	\$6,623,978	\$7,556,509	
	Sedgwick County Health Center		8 - East	15 CAH*	\$5,876,470	\$5,964,348	\$5,998,218	\$6,488,622	\$7,154,096	
	Southeast Colorado Hospital District		8 - East	23 CAH*	\$10,865,083	\$11,400,519	\$12,606,693	\$11,355,766	\$12,945,139	
	Southwest Health System, Inc.		9 - West	25 CAH						
	Spanish Peaks Regional Health Center		8 - East	20 CAH*				\$11,361,199	\$11,944,887	
	St. Thomas More Hospital	Centura Health CHI	8 - East	25 CAH	\$61,850,237	\$67,706,245	\$78,913,185	\$84,845,025	\$89,089,230	
	St. Vincent General Hospital District		9 - West	25 CAH	\$4,733,095	\$2,185,815	\$2,379,112	\$2,928,327	\$3,245,128	
	Sterling Regional MedCenter	Banner Health	8 - East	25 Rural	\$56,007,659	\$52,166,151	\$55,596,401	\$63,213,923	\$65,087,762	
	UCHealth Broomfield Hospital	UCHealth	3 - Denver	22 Urban	Opened 9/1/2016				\$18,744,699	
	UCHealth Grandview Hospital	UCHealth	2 - Colorado Springs	22 Urban	Opened 1/1/2017				\$22,088,737	
	UCHealth Pikes Peak Regional Hospital	UCHealth	2 - Colorado Springs	15 CAH					\$5,012,102	
	Weisbrod Memorial County Hospital		8 - East	25 CAH*	\$2,233,844	\$1,934,231	\$1,760,131	\$2,295,952	\$2,061,286	
	Wray Community District Hospital		8 - East	15 CAH*	\$6,740,355	\$6,627,374	\$6,792,393	\$9,787,241	\$11,010,748	
	Yuma District Hospital		8 - East	15 CAH*						
	Subtotal: Same-Store			413	\$367,570,263	\$382,329,209	\$419,112,257	\$479,596,573	\$524,971,353	
	Subtotal			781	\$373,964,985	\$393,049,616	\$484,781,610	\$563,231,835	\$676,351,991	
Medium (26-90 beds)	Castle Rock Adventist Hospital	Centura Health Adventist	3 - Denver	55 Urban	\$64,580,309	\$89,699,487	\$94,724,315	\$128,344,926	\$151,320,214	
	Colorado Plains Medical Center		8 - East	50 Rural	\$44,963,720	\$48,691,568	\$51,612,957	\$53,546,864	\$52,070,734	
	Community Hospital		5 - Grand Junction	60 Urban						
	Delta County Memorial Hospital		9 - West	49 Rural	\$70,713,425	\$75,847,348	\$83,307,989	\$90,537,648	\$103,740,802	
	Mercy Regional Medical Center	Centura Health CHI	9 - West	82 Rural	\$160,622,814	\$196,088,694	\$210,727,081	\$260,138,359	\$303,446,622	
	Montrose Memorial Hospital		9 - West	75 Rural						
	National Jewish Health		3 - Denver	46 Urban	\$55,100,332	\$62,078,046	\$86,449,830	\$98,485,859	\$107,318,428	
	OrthoColorado Hospital	Centura Health CHI	3 - Denver	48 Urban	\$93,808,004	\$103,228,294	\$145,040,771	\$163,267,167	\$180,594,864	
	San Luis Valley Health Regional Medical Center	San Luis Valley	8 - East	49 Rural	\$45,667,543	\$53,944,633	\$59,072,069	\$68,099,947	\$76,077,889	
	St. Anthony Summit Medical Center	Centura Health CHI	9 - West	35 Rural	\$25,723,509	\$29,762,253	\$36,125,629	\$42,128,402	\$57,412,001	
	UCHealth Longs Peak Hospital	UCHealth	6 - Greeley	51 Urban	Opened 8/31/2017				\$75,161,571	
	UCHealth Yampa Valley Medical Center	UCHealth	9 - West	39 Rural					\$41,452,437	
	Vail Health Hospital		9 - West	56 Rural	\$54,617,315	\$58,763,142	\$58,577,060	\$73,187,418	\$97,877,272	
	Valley View Hospital		9 - West	78 Rural	\$85,573,772	\$119,119,480	\$143,594,725	\$156,910,965	\$166,644,626	
	Subtotal: Same-Store			548	\$701,370,743	\$837,222,945	\$969,234,425	\$1,134,647,554	\$1,296,503,451	
	Subtotal			910	\$701,370,743	\$837,222,945	\$969,234,425	\$1,134,647,554	\$1,413,117,459	
Large (91 or more beds)	Avista Adventist Hospital	Centura Health Adventist	1 - Boulder	114 Urban	\$83,271,103	\$93,146,939	\$105,180,586	\$111,215,986	\$146,400,202	
	Boulder Community Health		1 - Boulder	178 Urban	\$431,372,952	\$518,153,363	\$564,212,868	\$649,365,217	\$668,462,850	
	Children's Hospital Colorado	Children's Hospital CO	3 - Denver	471 Urban	\$11,119,303	\$13,618,048	\$15,542,505	\$6,791,071	\$10,371,909	
	Denver Health Medical Center		3 - Denver	555 Urban	\$237,788,171	\$278,360,645	\$260,964,522	\$288,792,284	\$334,322,356	
	Good Samaritan Medical Center	SCL Health	1 - Boulder	234 Urban	\$530,326,277	\$557,544,966	\$610,389,188	\$668,640,294	\$694,206,143	
	Littleton Adventist Hospital	Centura Health Adventist	3 - Denver	231 Urban	\$465,529,559	\$511,442,720	\$554,588,276	\$591,887,775	\$653,272,052	
	Longmont Joint Hospital	Centura Health CHI	1 - Boulder	186 Urban				\$197,452,486	\$284,207,609	
	Lutheran Medical Center	SCL Health	3 - Denver	338 Urban	\$588,437,491	\$627,039,080	\$719,078,845	\$801,074,968	\$793,744,426	
	McKee Medical Center	Banner Health	4 - Ft. Collins	115 Urban	\$183,120,967	\$199,732,147	\$173,878,276	\$203,656,218	\$224,579,420	
	North Colorado Medical Center	Banner Health	6 - Greeley	378 Urban	\$654,595,145	\$620,079,483	\$713,173,825	\$748,764,591	\$781,584,097	
	North Suburban Medical Center	HealthONE	3 - Denver	157 Urban	Charges by System Only					
	Parker Adventist Hospital	Centura Health Adventist	3 - Denver	170 Urban	\$251,576,435	\$305,471,548	\$358,124,158	\$405,946,351	\$460,714,939	
	Parkview Medical Center		7 - Pueblo	350 Urban	\$502,043,684	\$521,537,865	\$599,873,205	\$651,168,018	\$698,284,260	
	Penrose-St. Francis Health Services	Centura Health CHI	2 - Colorado Springs	522 Urban	\$926,237,733	\$1,041,390,310	\$1,115,569,743	\$1,243,447,083	\$1,475,977,213	
	Platte Valley Medical Center	SCL Health	3 - Denver	98 Urban	\$87,170,606	\$81,509,717	\$103,287,727	\$110,666,067	\$122,954,409	
	Porter Adventist Hospital	Centura Health Adventist	3 - Denver	368 Urban	\$543,022,606	\$602,652,855	\$648,990,041	\$680,971,913	\$678,607,683	
	Presbyterian/St. Luke's Medical Center	HealthONE	3 - Denver	680 Urban	Charges by System Only					
	Rose Medical Center	HealthONE	3 - Denver	422 Urban	Charges by System Only					
	Sky Ridge Medical Center	HealthONE	3 - Denver	284 Urban	Charges by System Only					
	St. Anthony Hospital	Centura Health CHI	3 - Denver	237 Urban	\$649,992,195	\$709,777,073	\$746,373,084	\$797,008,523	\$816,360,495	
	St. Anthony North Health Campus	Centura Health CHI	3 - Denver	100 Urban	\$258,794,708	\$244,582,568	\$242,851,336	\$261,151,062	\$305,035,333	
	St. Joseph Hospital	SCL Health	3 - Denver	400 Urban	\$763,602,699	\$821,689,013	\$912,147,059	\$995,854,852	\$1,043,954,735	
	St. Mary-Corwin Medical Center	Centura Health CHI	7 - Pueblo	408 Urban	\$336,186,553	\$354,114,670	\$401,677,451	\$436,045,824	\$429,238,229	
	St. Mary's Hospital & Medical Center, Inc.	SCL Health	5 - Grand Junction	346 Urban	\$413,492,391	\$456,705,861	\$479,614,602	\$533,610,018	\$584,459,586	
	Swedish Medical Center	HealthONE	3 - Denver	408 Urban	Charges by System Only					
	The Medical Center of Aurora	HealthONE	3 - Denver	346 Urban	Charges by System Only					
	UCHealth Medical Center of the Rockies	UCHealth	4 - Ft. Collins	174 Urban	\$425,890,524	\$475,089,996	\$533,978,582	\$631,204,429	\$716,315,643	
	UCHealth Memorial Hospital Central	UCHealth	2 - Colorado Springs	583 Urban	\$749,196,216	\$788,470,439	\$911,069,129	\$1,060,168,165	\$1,291,024,151	
	UCHealth Poudre Valley Hospital	UCHealth	4 - Ft. Collins	255 Urban	\$453,870,745	\$510,550,690	\$575,563,803	\$725,635,124	\$790,715,255	
	UCHealth University of Colorado Hospital	UCHealth	3 - Denver	673 Urban	\$1,538,303,514	\$1,758,730,207	\$2,021,273,244	\$2,328,381,516	\$2,833,240,394	
	HealthONE System (Charges by system only)	HealthONE		2297	\$4,093,398,000	\$4,621,931,000	\$5,211,607,000	\$6,056,447,000	\$6,952,156,000	
	Subtotal: Same-Store			9879	\$15,178,339,578	\$16,713,321,204	\$18,579,009,053	\$20,987,894,349	\$23,505,981,781	
	Subtotal			9781	\$15,178,339,578	\$16,713,321,204	\$18,579,009,053	\$21,185,346,835	\$23,790,189,390	
	Total: Same-Store			10840	\$16,247,280,585	\$17,932,873,358	\$19,967,355,736	\$22,602,138,476	\$25,327,456,585	
	Total			11472	\$16,253,675,307	\$17,943,593,765	\$20,033,025,089	\$22,883,226,225	\$25,879,658,840	

\* These Critical Access Hospitals have a Frontier Designation (are based in any county with less than 6 people/square mile)

# Appendix D: Detailed Data by Hospital

Total Charges Self Pay										
Size	Hospital	System	DOI	Beds	2014	2015	2016	2017	2018	
Size Classification: Small (25 beds or less)	Animas Surgical Hospital		9 - West	12 Rural						
	Arkansas Valley Regional Medical Center		8 - East	25 CAH	\$5,929,705	\$2,556,162	\$2,165,193	\$2,037,876	\$2,558,833	
	Aspen Valley Hospital		9 - West	25 CAH						
	Banner Fort Collins Medical Center	Banner Health	4 - Ft. Collins	23 Urban	Opened 4/3/2015		\$1,120,824	\$757,944	\$1,608,825	
	Colorado Canyons Hospital and Medical Center		5 - Grand Junction	25 CAH			\$1,247,610	\$1,120,000	\$2,540,515	
	East Morgan County Hospital	Banner Health	8 - East	25 CAH	\$978,167	\$925,511	\$1,298,617	\$1,543,799	\$1,778,012	
	Estes Park Health		4 - Ft. Collins	23 CAH	\$1,508,286	\$1,218,413	\$1,746,023	\$1,809,860	\$3,230,103	
	Grand River Hospital District		9 - West	25 CAH	\$8,084,963	\$7,063,090	\$7,179,886	\$7,914,043	\$8,491,695	
	Gunnison Valley Health		9 - West	24 CAH	\$1,944,172	\$2,443,520	\$1,966,878	\$2,912,919	\$3,455,865	
	Haxtun Hospital District		8 - East	25 CAH		\$737,496	\$979,340	\$777,645	\$965,364	
	Heart of the Rockies Regional Medical Center		8 - East	25 CAH	\$3,110,312	\$3,025,531	\$3,591,686	\$3,535,707	\$4,576,038	
	Keefe Memorial Health Service District		8 - East	25 CAH*						
	Kit Carson County Health Service District		8 - East	19 CAH*	\$936,188	\$1,076,587	\$955,436	\$1,274,091	\$947,696	
	Lincoln Community Hospital		8 - East	15 CAH*						
	Melissa Memorial Hospital		8 - East	15 CAH	\$606,780	\$464,436	\$322,818		\$507,300	
	Memorial Regional Health		9 - West	25 CAH*						
	Middle Park Medical Center - Kremmling		9 - West	23 CAH						
	Mt. San Rafael Hospital		8 - East	25 CAH*	\$3,400,716	\$2,827,342	\$3,202,919	\$2,971,476	\$3,859,007	
	Pagosa Springs Medical Center		9 - West	11 CAH						
	Pioneers Medical Center		9 - West	10 CAH*	\$643,146	\$6,494,616	\$9,433,176	\$7,968,557	\$846,571	
	Prowers Medical Center		8 - East	25 CAH						
	Rangely District Hospital		9 - West	25 CAH*	\$334,047	\$382,016	\$682,307	\$685,693	\$757,568	
	Rio Grande Hospital		8 - East	17 CAH	\$1,560,508	\$1,479,247	\$1,543,156	\$1,660,280	\$1,708,169	
	San Luis Valley Health Conejos County Hospital	San Luis Valley	8 - East	17 CAH	\$1,093,416	\$669,988	\$450,292	\$402,386	\$806,416	
	Sedgwick County Health Center		8 - East	15 CAH*	\$1,751,830	\$1,794,809	\$1,599,603	\$1,667,859	\$1,819,737	
	Southeast Colorado Hospital District		8 - East	23 CAH*	\$980,568	\$589,055	\$397,661	\$367,984	\$568,819	
	Southwest Health System, Inc.		9 - West	25 CAH						
	Spanish Peaks Regional Health Center		8 - East	20 CAH*				\$460,156	\$626,487	
	St. Thomas More Hospital	Centura Health CHI	8 - East	25 CAH	\$3,978,444	\$2,916,811	\$2,650,011	\$3,577,760	\$3,697,009	
	St. Vincent General Hospital District		9 - West	25 CAH	\$2,152,516	\$1,323,438	\$1,434,310	\$1,733,377	\$1,079,432	
	Sterling Regional MedCenter	Banner Health	8 - East	25 Rural	\$2,439,694	\$2,254,800	\$1,474,024	\$1,496,338	\$2,074,033	
	UCHealth Broomfield Hospital	UCHealth	3 - Denver	22 Urban	Opened 9/1/2016				\$12,945,065	
	UCHealth Grandview Hospital	UCHealth	2 - Colorado Springs	22 Urban	Opened 1/1/2017				\$6,850,766	
	UCHealth Pikes Peak Regional Hospital	UCHealth	2 - Colorado Springs	15 CAH					\$399,696	
	Weisbrod Memorial County Hospital		8 - East	25 CAH*	\$497,806	\$440,557	\$472,511	\$503,901	\$520,027	
	Wray Community District Hospital		8 - East	15 CAH*	\$786,494	\$549,875	\$698,015	\$640,721	\$659,052	
	Yuma District Hospital		8 - East	15 CAH*						
	Subtotal: Same-Store			413	\$42,110,978	\$40,031,369	\$42,941,704	\$44,704,628	\$43,434,080	
	Subtotal			781	\$42,717,758	\$41,233,301	\$46,612,296	\$47,820,373	\$69,878,099	
Medium (26-90 beds)	Castle Rock Adventist Hospital	Centura Health Adventist	3 - Denver	55 Urban	\$7,841,912	\$5,557,222	\$5,617,894	\$12,260,995	\$16,506,462	
	Colorado Plains Medical Center		8 - East	50 Rural	\$10,026,042	\$8,688,643	\$10,326,901	\$9,508,499	\$9,269,138	
	Community Hospital		5 - Grand Junction	60 Urban						
	Delta County Memorial Hospital		9 - West	49 Rural	\$3,830,980	\$3,820,855	\$3,652,118	\$4,248,143	\$4,362,484	
	Mercy Regional Medical Center	Centura Health CHI	9 - West	82 Rural	\$10,128,323	\$6,857,095	\$6,971,575	\$13,074,095	\$9,277,242	
	Montrose Memorial Hospital		9 - West	75 Rural						
	National Jewish Health		3 - Denver	46 Urban	\$581,474	\$576,255	\$748,847	\$923,740	\$820,854	
	OrthoColorado Hospital	Centura Health CHI	3 - Denver	48 Urban	\$861,893	\$398,716	\$1,134,270	\$967,065	\$1,824,292	
	San Luis Valley Health Regional Medical Center	San Luis Valley	8 - East	49 Rural	\$10,026,231	\$5,377,475	\$6,532,988	\$6,187,916	\$9,778,900	
	St. Anthony Summit Medical Center	Centura Health CHI	9 - West	35 Rural	\$8,344,218	\$7,178,218	\$7,096,711	\$12,501,750	\$13,678,351	
	UCHealth Longs Peak Hospital	UCHealth	6 - Greeley	51 Urban	Opened 8/31/2017				\$8,529,145	
	UCHealth Yampa Valley Medical Center	UCHealth	9 - West	39 Rural					\$4,817,277	
	Vail Health Hospital		9 - West	56 Rural	\$14,669,385	\$12,575,268	\$12,167,400	\$12,221,233	\$11,879,990	
	Valley View Hospital		9 - West	78 Rural	\$9,834,647	\$10,185,817	\$12,390,673	\$11,634,678	\$12,768,036	
	Subtotal: Same-Store			548	\$76,145,103	\$61,215,563	\$66,639,378	\$83,528,114	\$90,165,749	
	Subtotal			910	\$76,145,103	\$61,215,563	\$66,639,378	\$83,528,114	\$103,512,171	
Large (91 or more beds)	Avista Adventist Hospital	Centura Health Adventist	1 - Boulder	114 Urban	\$6,602,038	\$4,148,035	\$5,194,461	\$14,217,927	\$17,431,121	
	Boulder Community Health		1 - Boulder	178 Urban	\$29,220,875	\$22,857,440	\$25,035,284	\$30,309,568	\$36,317,789	
	Children's Hospital Colorado	Children's Hospital CO	3 - Denver	471 Urban	\$13,227,002	\$13,138,774	\$12,595,336	\$20,418,963	\$20,846,367	
	Denver Health Medical Center		3 - Denver	555 Urban	\$146,143,054	\$149,101,401	\$167,491,697	\$158,193,199	\$167,676,634	
	Good Samaritan Medical Center	SCL Health	1 - Boulder	234 Urban	\$16,532,306	\$16,949,107	\$13,960,344	\$17,775,583	\$21,440,330	
	Littleton Adventist Hospital	Centura Health Adventist	3 - Denver	231 Urban	\$25,150,727	\$16,420,545	\$14,845,247	\$20,366,623	\$17,760,114	
	Longmont United Hospital	Centura Health CHI	1 - Boulder	186 Urban				\$11,870,190	\$12,473,642	
	Lutheran Medical Center	SCL Health	3 - Denver	338 Urban	\$56,072,590	\$38,646,568	\$36,346,866	\$35,812,039	\$49,239,635	
	McKee Medical Center	Banner Health	4 - Ft. Collins	115 Urban	\$10,736,908	\$3,714,807	\$3,687,204	\$6,008,760	\$2,874,345	
	North Colorado Medical Center	Banner Health	6 - Greeley	378 Urban	\$91,969,584	\$65,243,666	\$13,341,368	\$9,108,942	\$12,770,217	
	North Suburban Medical Center	HealthONE	3 - Denver	157 Urban	Charges by System Only					
	Parker Adventist Hospital	Centura Health Adventist	3 - Denver	170 Urban	\$28,370,812	\$22,308,894	\$20,752,513	\$25,316,557	\$27,184,421	
	Parkview Medical Center		7 - Pueblo	350 Urban	\$30,952,420	\$18,757,466	\$19,464,920	\$22,220,425	\$27,956,806	
	Penrose-St. Francis Health Services	Centura Health CHI	2 - Colorado Springs	522 Urban	\$43,264,624	\$30,290,365	\$27,394,302	\$44,075,723	\$42,059,988	
	Platte Valley Medical Center	SCL Health	3 - Denver	98 Urban	\$17,164,097	\$14,653,235	\$15,992,786	\$18,696,372	\$16,878,673	
	Porter Adventist Hospital	Centura Health Adventist	3 - Denver	368 Urban	\$24,785,946	\$14,766,541	\$13,547,020	\$19,106,346	\$19,847,708	
	Presbyterian/St. Luke's Medical Center	HealthONE	3 - Denver	680 Urban	Charges by System Only					
	Rose Medical Center	HealthONE	3 - Denver	422 Urban	Charges by System Only					
	Sky Ridge Medical Center	HealthONE	3 - Denver	284 Urban	Charges by System Only					
	St. Anthony Hospital	Centura Health CHI	3 - Denver	237 Urban	\$61,776,472	\$36,676,130	\$36,825,871	\$47,567,767	\$44,768,726	
	St. Anthony North Health Campus	Centura Health CHI	3 - Denver	100 Urban	\$40,381,125	\$21,080,419	\$20,680,093	\$24,996,587	\$26,418,161	
	St. Joseph Hospital	SCL Health	3 - Denver	400 Urban	\$105,055,661	\$100,485,222	\$84,979,565	\$100,115,271	\$106,719,280	
	St. Mary-Corwin Medical Center	Centura Health CHI	7 - Pueblo	408 Urban	\$8,666,465	\$4,875,038	\$4,390,065	\$7,055,791	\$8,092,930	
	St. Mary's Hospital & Medical Center, Inc.	SCL Health	5 - Grand Junction	346 Urban	\$31,299,216	\$31,660,257	\$37,088,748	\$38,774,257	\$42,637,155	
	Swedish Medical Center	HealthONE	3 - Denver	408 Urban	Charges by System Only					
	The Medical Center of Aurora	HealthONE	3 - Denver	346 Urban	Charges by System Only					
	UCHealth Medical Center of the Rockies	UCHealth	4 - Ft. Collins	174 Urban	\$49,309,875	\$28,620,535	\$30,021,588	\$28,699,137	\$37,087,369	
	UCHealth Memorial Hospital Central	UCHealth	2 - Colorado Springs	583 Urban	\$149,323,288	\$68,413,507	\$70,932,011	\$78,712,576	\$100,104,610	
	UCHealth Poudre Valley Hospital	UCHealth	4 - Ft. Collins	255 Urban	\$56,961,651	\$32,151,466	\$30,630,141	\$32,643,168	\$36,930,275	
	UCHealth University of Colorado Hospital	UCHealth	3 - Denver	673 Urban	\$312,774,919	\$175,632,067	\$171,814,828	\$198,928,246	\$219,089,590	
	HealthONE System (Charges by system only)	HealthONE		2297	\$486,093,000	\$557,160,002	\$573,825,000	\$665,713,000	\$786,043,000	
	Subtotal: Same-Store			9879	\$1,841,834,656	\$1,487,751,488	\$1,450,837,258	\$1,664,832,829	\$1,888,175,245	
	Subtotal			9781	\$1,841,834,656	\$1,487,751,488	\$1,450,837,258	\$1,676,703,018	\$1,900,648,887	
	Total: Same-Store			10840	\$1,960,090,737	\$1,588,998,420	\$1,560,418,340	\$1,793,065,570	\$2,021,775,075	
	Total			11472	\$1,960,697,517	\$1,590,200,352	\$1,564,088,932	\$1,808,051,505	\$2,074,039,157	

\* These Critical Access Hospitals have a Frontier Designation (are based in any county with less than 6 people/square mile)



# Appendix D: Detailed Data by Hospital

Total Charges Total										
Size	Hospital	System	DOI	Beds	2014	2015	2016	2017	2018	
Size Classification: Small (25 beds or less)	Animas Surgical Hospital		9 - West	12 Rural						
	Arkansas Valley Regional Medical Center		8 - East	25 CAH	\$77,304,194	\$73,930,153	\$84,243,105	\$84,196,160	\$82,421,510	
	Aspen Valley Hospital		9 - West	25 CAH						
	Banner Fort Collins Medical Center	Banner Health	4 - Ft. Collins	23 Urban	Opened 4/3/2015		\$71,774,105	\$83,195,834	\$95,105,801	
	Colorado Canyons Hospital and Medical Center		5 - Grand Junction	25 CAH		\$66,439,529	\$68,506,085	\$75,885,538	\$82,575,498	
	East Morgan County Hospital	Banner Health	8 - East	25 CAH	\$43,851,716	\$46,349,106	\$49,154,162	\$54,652,472	\$59,022,267	
	Estes Park Health		4 - Ft. Collins	23 CAH	\$53,213,419	\$60,925,781	\$62,718,134	\$71,244,906	\$90,001,168	
	Grand River Hospital District		9 - West	25 CAH	\$73,593,278	\$80,858,517	\$89,906,697	\$101,786,090	\$104,107,403	
	Gunnison Valley Health		9 - West	24 CAH	\$49,235,746	\$52,590,107	\$62,872,599	\$69,139,605	\$87,809,605	
	Haxtun Hospital District		8 - East	25 CAH		\$8,065,804	\$8,104,016	\$9,706,990	\$10,121,474	
	Heart of the Rockies Regional Medical Center		8 - East	25 CAH	\$83,451,110	\$96,459,535	\$111,650,725	\$131,223,787	\$150,798,451	
	Keefe Memorial Health Service District		8 - East	25 CAH*						
	Kit Carson County Health Service District		8 - East	19 CAH*	\$17,219,926	\$17,799,890	\$17,078,746	\$16,108,148	\$16,466,820	
	Lincoln Community Hospital		8 - East	15 CAH*						
	Melissa Memorial Hospital		8 - East	15 CAH	\$12,463,192	\$13,450,080	\$14,436,812		\$24,180,240	
	Memorial Regional Health		9 - West	25 CAH*						
	Middle Park Medical Center - Kremmling		9 - West	23 CAH						
	Mt. San Rafael Hospital		8 - East	25 CAH*	\$61,939,841	\$65,949,832	\$68,052,686	\$75,676,459	\$80,853,023	
	Pagosa Springs Medical Center		9 - West	11 CAH						
	Pioneers Medical Center		9 - West	10 CAH*	\$15,507,610	\$16,608,279	\$24,343,953	\$24,245,770	\$18,736,047	
	Prowers Medical Center		8 - East	25 CAH						
	Rangely District Hospital		9 - West	25 CAH*	\$7,587,049	\$8,765,885	\$9,001,937	\$8,136,842	\$8,112,804	
	Rio Grande Hospital		8 - East	17 CAH	\$24,589,117	\$26,522,389	\$29,291,044	\$31,277,104	\$35,896,524	
	San Luis Valley Health Conejos County Hospital	San Luis Valley	8 - East	17 CAH	\$12,810,553	\$15,375,762	\$13,851,251	\$13,954,372	\$15,859,402	
	Sedgwick County Health Center		8 - East	15 CAH*	\$14,058,382	\$15,078,933	\$14,925,716	\$15,477,526	\$16,236,548	
	Southeast Colorado Hospital District		8 - East	23 CAH*	\$19,679,442	\$20,620,200	\$21,311,839	\$20,456,090	\$22,441,095	
	Southwest Health System, Inc.		9 - West	25 CAH						
	Spanish Peaks Regional Health Center		8 - East	20 CAH*				\$19,911,898	\$22,383,168	
	St. Thomas More Hospital	Centura Health CHI	8 - East	25 CAH	\$140,277,021	\$172,693,921	\$188,684,720	\$210,428,016	\$216,058,953	
	St. Vincent General Hospital District		9 - West	25 CAH	\$14,589,069	\$8,697,819	\$9,593,592	\$11,563,770	\$12,857,350	
	Sterling Regional MedCenter	Banner Health	8 - East	25 Rural	\$90,726,680	\$96,290,655	\$101,135,333	\$113,154,490	\$119,469,067	
	UCHealth Broomfield Hospital	UCHealth	3 - Denver	22 Urban	Opened 9/1/2016				\$146,491,651	
	UCHealth Grandview Hospital	UCHealth	2 - Colorado Springs	22 Urban	Opened 1/1/2017				\$125,898,781	
	UCHealth Pikes Peak Regional Hospital	UCHealth	2 - Colorado Springs	15 CAH					\$11,218,588	
	Weisbrod Memorial County Hospital		8 - East	25 CAH*	\$5,020,517	\$4,830,178	\$4,420,535	\$4,878,120	\$5,134,407	
	Wray Community District Hospital		8 - East	15 CAH*	\$15,399,112	\$19,714,225	\$20,965,006	\$27,084,583	\$30,865,432	
	Yuma District Hospital		8 - East	15 CAH*						
	Subtotal: Same-Store			413	\$820,053,783	\$900,061,168	\$983,201,780	\$1,084,684,310	\$1,173,147,875	
	Subtotal			781	\$832,516,975	\$988,016,581	\$1,146,022,798	\$1,273,384,570	\$1,691,123,077	
Medium (26-90 beds)	Castle Rock Adventist Hospital	Centura Health Adventist	3 - Denver	55 Urban	\$201,958,512	\$273,153,417	\$298,154,395	\$376,625,398	\$453,070,222	
	Colorado Plains Medical Center		8 - East	50 Rural	\$132,312,579	\$136,042,749	\$148,404,999	\$151,083,998	\$147,358,999	
	Community Hospital		5 - Grand Junction	60 Urban						
	Delta County Memorial Hospital		9 - West	49 Rural	\$137,456,457	\$150,697,587	\$160,048,238	\$176,892,735	\$191,841,739	
	Mercy Regional Medical Center	Centura Health CHI	9 - West	82 Rural	\$367,634,229	\$443,338,189	\$501,649,958	\$599,741,312	\$691,771,966	
	Montrose Memorial Hospital		9 - West	75 Rural						
	National Jewish Health		3 - Denver	46 Urban	\$145,299,706	\$161,894,748	\$219,803,939	\$230,239,322	\$237,858,324	
	OrthoColorado Hospital	Centura Health CHI	3 - Denver	48 Urban	\$206,948,936	\$236,015,852	\$312,180,755	\$322,052,730	\$356,330,563	
	San Luis Valley Health Regional Medical Center	San Luis Valley	8 - East	49 Rural	\$130,192,382	\$152,364,725	\$162,171,132	\$178,016,284	\$192,353,384	
	St. Anthony Summit Medical Center	Centura Health CHI	9 - West	35 Rural	\$134,540,810	\$150,759,184	\$177,855,435	\$213,719,749	\$269,840,434	
	UCHealth Longs Peak Hospital	UCHealth	6 - Greeley	51 Urban	Opened 8/31/2017				\$206,001,667	
	UCHealth Yampa Valley Medical Center	UCHealth	9 - West	39 Rural					\$121,014,412	
	Vail Health Hospital		9 - West	56 Rural	\$239,718,782	\$241,307,998	\$243,023,162	\$262,215,325	\$291,971,956	
	Valley View Hospital		9 - West	78 Rural	\$311,877,780	\$374,144,502	\$449,313,341	\$450,366,973	\$463,047,824	
	Subtotal: Same-Store			548	\$2,007,940,173	\$2,319,718,951	\$2,670,443,353	\$2,960,953,826	\$3,295,445,411	
	Subtotal			910	\$2,007,940,173	\$2,319,718,951	\$2,670,443,353	\$2,960,953,826	\$3,622,461,490	
Large (91 or more beds)	Avista Adventist Hospital	Centura Health Adventist	1 - Boulder	114 Urban	\$319,821,717	\$340,438,823	\$383,457,587	\$403,491,521	\$484,882,304	
	Boulder Community Health		1 - Boulder	178 Urban	\$1,128,426,649	\$1,253,982,704	\$1,402,741,958	\$1,527,213,594	\$1,583,646,441	
	Children's Hospital Colorado	Children's Hospital CO	3 - Denver	471 Urban	\$2,177,945,044	\$2,227,178,563	\$2,289,318,626	\$2,506,512,977	\$2,827,003,615	
	Denver Health Medical Center		3 - Denver	555 Urban	\$1,878,875,785	\$2,058,906,272	\$2,113,879,042	\$2,282,875,125	\$2,423,198,236	
	Good Samaritan Medical Center	SCL Health	1 - Boulder	234 Urban	\$1,184,413,576	\$1,252,386,648	\$1,337,348,020	\$1,455,246,713	\$1,491,696,083	
	Littleton Adventist Hospital	Centura Health Adventist	3 - Denver	231 Urban	\$1,088,237,918	\$1,157,788,664	\$1,218,937,634	\$1,292,346,831	\$1,384,605,822	
	Longmont Joint Hospital	Centura Health CHI	1 - Boulder	186 Urban		\$578,662,153	\$640,358,356	\$635,260,370		
	Lutheran Medical Center	SCL Health	3 - Denver	338 Urban	\$1,315,760,591	\$1,369,368,564	\$1,550,494,476	\$1,714,484,500	\$1,766,450,410	
	McKee Medical Center	Banner Health	4 - Ft. Collins	115 Urban	\$348,476,247	\$363,004,207	\$361,343,711	\$371,913,135	\$382,255,428	
	North Colorado Medical Center	Banner Health	6 - Greeley	378 Urban	\$966,593,802	\$1,007,141,780	\$1,053,924,570	\$1,106,255,656	\$1,129,073,114	
	North Suburban Medical Center	HealthONE	3 - Denver	157 Urban	Charges by System Only					
	Parker Adventist Hospital	Centura Health Adventist	3 - Denver	170 Urban	\$789,201,481	\$934,038,779	\$1,066,073,532	\$1,135,305,596	\$1,238,608,738	
	Parkview Medical Center		7 - Pueblo	350 Urban	\$1,383,685,372	\$1,477,173,824	\$1,711,700,700	\$1,887,459,947	\$2,091,592,831	
	Penrose-St. Francis Health Services	Centura Health CHI	2 - Colorado Springs	522 Urban	\$2,018,391,988	\$2,280,402,729	\$2,487,917,748	\$2,754,468,195	\$3,085,541,388	
	Platte Valley Medical Center	SCL Health	3 - Denver	98 Urban	\$263,531,562	\$255,531,040	\$296,287,657	\$331,141,208	\$348,420,303	
	Porter Adventist Hospital	Centura Health Adventist	3 - Denver	368 Urban	\$1,161,980,435	\$1,336,669,955	\$1,365,036,820	\$1,408,850,838	\$1,418,000,282	
	Presbyterian/St. Luke's Medical Center	HealthONE	3 - Denver	680 Urban	Charges by System Only					
	Rose Medical Center	HealthONE	3 - Denver	422 Urban	Charges by System Only					
	Sky Ridge Medical Center	HealthONE	3 - Denver	284 Urban	Charges by System Only					
	St. Anthony Hospital	Centura Health CHI	3 - Denver	237 Urban	\$1,567,043,281	\$1,737,952,615	\$1,839,044,182	\$1,896,059,640	\$1,889,690,082	
	St. Anthony North Health Campus	Centura Health CHI	3 - Denver	100 Urban	\$616,788,909	\$607,536,033	\$657,644,176	\$691,875,239	\$779,237,632	
	St. Joseph Hospital	SCL Health	3 - Denver	400 Urban	\$1,893,332,127	\$2,060,242,353	\$2,222,748,651	\$2,460,666,697	\$2,515,305,192	
	St. Mary's Hospital & Medical Center, Inc.	Centura Health CHI	7 - Pueblo	408 Urban	\$710,768,952	\$757,631,004	\$829,523,220	\$887,666,942	\$858,513,104	
	Swedish Medical Center	HealthONE	3 - Denver	408 Urban	\$1,023,956,931	\$1,066,596,801	\$1,119,850,092	\$1,202,409,737	\$1,267,746,939	
	The Medical Center of Aurora	HealthONE	3 - Denver	346 Urban	Charges by System Only					
	UCHealth Medical Center of the Rockies	UCHealth	4 - Ft. Collins	174 Urban	\$869,554,461	\$997,281,519	\$1,093,317,550	\$1,240,804,026	\$1,424,626,583	
	UCHealth Memorial Hospital Central	UCHealth	2 - Colorado Springs	583 Urban	\$2,047,467,633	\$2,187,854,938	\$2,607,154,642	\$3,051,971,728	\$3,658,383,769	
	UCHealth Poudre Valley Hospital	UCHealth	4 - Ft. Collins	255 Urban	\$1,053,658,386	\$1,173,930,030	\$1,304,984,712	\$1,573,342,917	\$1,705,651,321	
	UCHealth University of Colorado Hospital	UCHealth	3 - Denver	673 Urban	\$4,504,008,608	\$5,129,785,441	\$5,811,795,699	\$6,610,543,946	\$7,834,571,348	
	HealthONE System (Charges by system only)	HealthONE		2297	\$12,167,444,000	\$13,601,962,004	\$15,465,377,000	\$17,406,228,000	\$19,623,101,000	
	Subtotal: Same-Store			9879	\$42,479,365,454	\$46,634,785,290	\$51,589,902,005	\$57,199,134,707	\$63,211,801,965	
	Subtotal			9781	\$42,479,365,454	\$46,634,785,290	\$51,589,902,005	\$57,199,134,707	\$63,211,801,965	
	Total: Same-Store			10840	\$45,307,359,410	\$49,854,565,408	\$55,243,547,138	\$61,244,772,843	\$67,680,395,251	
	Total			11472	\$45,319,822,602	\$49,942,520,821	\$55,985,030,309	\$62,073,831,459	\$69,160,646,901	

\* These Critical Access Hospitals have a Frontier Designation (are based in any county with less than 6 people/square mile)

Total Operating Expense										
Size	Hospital	System	DOI	Beds	2014	2015	2016	2017	2018	
Size Classification: Small (25 beds or less)	Animas Surgical Hospital		9 - West	12 Rural						
	Arkansas Valley Regional Medical Center		8 - East	25 CAH	\$32,847,190	\$34,590,021	\$30,637,710	\$30,577,839	\$31,337,872	
	Aspen Valley Hospital		9 - West	25 CAH						
	Banner Fort Collins Medical Center	Banner Health	4 - Ft. Collins	23 Urban	Opened 4/3/2015		\$44,623,930	\$46,849,778	\$43,786,529	
	Colorado Canyons Hospital and Medical Center		5 - Grand Junction	25 CAH		\$29,015,259	\$32,304,640	\$35,161,472	\$42,080,315	
	East Morgan County Hospital	Banner Health	8 - East	25 CAH	\$24,615,564	\$24,967,268	\$27,426,834	\$28,386,205	\$31,439,062	
	Estes Park Health		4 - Ft. Collins	23 CAH	\$31,953,412	\$31,458,757	\$34,267,288	\$38,600,027	\$50,600,459	
	Grand River Hospital District		9 - West	25 CAH	\$38,961,122	\$41,895,768	\$46,420,434	\$51,681,129	\$55,338,167	
	Gunnison Valley Health		9 - West	24 CAH	\$25,803,747	\$26,962,961	\$33,804,295	\$35,195,376	\$39,377,780	
	Haxtun Hospital District		8 - East	25 CAH		\$7,789,641	\$8,523,969	\$9,256,420	\$9,248,720	
	Heart of the Rockies Regional Medical Center		8 - East	25 CAH	\$42,460,391	\$48,805,411	\$55,216,000	\$60,123,981	\$67,707,859	
	Keefe Memorial Health Service District		8 - East	25 CAH*						
	Kit Carson County Health Service District		8 - East	19 CAH*	\$11,948,865	\$12,456,656	\$10,203,728	\$13,242,459	\$12,800,587	
	Lincoln Community Hospital		8 - East	15 CAH*						
	Melissa Memorial Hospital		8 - East	15 CAH	\$11,005,808	\$11,858,988	\$12,712,092		\$17,153,531	
	Memorial Regional Health		9 - West	25 CAH*						
	Middle Park Medical Center - Kremmling		9 - West	23 CAH						
	Mt. San Rafael Hospital		8 - East	25 CAH*	\$24,134,901	\$28,030,678	\$27,316,262	\$29,195,876	\$32,186,969	
	Pagosa Springs Medical Center		9 - West	11 CAH						
	Pioneers Medical Center		9 - West	10 CAH*	\$13,049,284	\$16,829,786	\$21,441,016	\$22,360,416	\$23,950,465	
	Prowers Medical Center		8 - East	25 CAH						
	Rangely District Hospital		9 - West	25 CAH*	\$19,163,381	\$19,713,646	\$18,012,077	\$17,725,197	\$17,246,331	
	Rio Grande Hospital		8 - East	17 CAH	\$13,475,333	\$14,438,390	\$16,335,838	\$18,083,829	\$18,792,742	
	San Luis Valley Health Conejos County Hospital	San Luis Valley	8 - East	17 CAH	\$9,493,015	\$9,924,423	\$8,823,720	\$9,313,920	\$9,909,950	
	Sedgwick County Health Center		8 - East	15 CAH*	\$9,084,552	\$9,564,916	\$9,721,418	\$9,970,996	\$10,446,912	
	Southeast Colorado Hospital District		8 - East	23 CAH*	\$12,662,414	\$13,603,085	\$14,712,315	\$15,433,400	\$16,462,659	
	Southwest Health System, Inc.		9 - West	25 CAH						
	Spanish Peaks Regional Health Center		8 - East	20 CAH*						
	St. Thomas More Hospital	Centura Health CHI	8 - East	25 CAH	\$53,395,878	\$61,314,104	\$64,946,179	\$68,814,349	\$66,060,066	
	St. Vincent General Hospital District		9 - West	25 CAH	\$12,027,479	\$7,821,019	\$8,698,573	\$8,842,182	\$9,670,129	
	Sterling Regional MedCenter	Banner Health	8 - East	25 Rural	\$40,607,247	\$41,122,216	\$42,765,470	\$45,591,585	\$48,468,623	
	UCHealth Broomfield Hospital	UCHealth	3 - Denver	22 Urban	Opened 9/1/2016				\$53,763,961	
	UCHealth Grandview Hospital	UCHealth	2 - Colorado Springs	22 Urban	Opened 1/1/2017				\$25,626,859	
	UCHealth Pikes Peak Regional Hospital	UCHealth	2 - Colorado Springs	15 CAH					\$4,104,450	
	Weisbrod Memorial County Hospital		8 - East	25 CAH*	\$4,463,965	\$4,758,290	\$4,670,195	\$5,148,828	\$6,810,276	
	Wray Community District Hospital		8 - East	15 CAH*	\$15,108,977	\$15,273,195	\$17,512,928	\$20,596,689	\$20,968,471	
	Yuma District Hospital		8 - East	15 CAH*						
	Subtotal: Same-Store			413	\$435,256,717	\$463,530,590	\$492,932,280	\$528,884,283	\$569,575,379	
	Subtotal			781	\$446,262,525	\$512,194,478	\$591,096,911	\$620,151,953	\$765,339,744	
Medium (26-90 beds)	Castle Rock Adventist Hospital	Centura Health Adventist	3 - Denver	55 Urban	\$66,988,620	\$82,739,929	\$83,818,256	\$90,227,412	\$107,955,805	
	Colorado Plains Medical Center		8 - East	50 Rural	\$41,888,745	\$43,517,880	\$45,549,999	\$44,144,999	\$45,473,999	
	Community Hospital		5 - Grand Junction	60 Urban						
	Delta County Memorial Hospital		9 - West	49 Rural	\$64,885,478	\$69,353,264	\$71,142,935	\$78,594,535	\$83,025,410	
	Mercy Regional Medical Center	Centura Health CHI	9 - West	82 Rural	\$145,562,969	\$166,065,908	\$185,226,734	\$200,513,202	\$211,130,952	
	Montrose Memorial Hospital		9 - West	75 Rural						
	National Jewish Health		3 - Denver	46 Urban	\$207,370,000	\$220,392,000	\$229,079,000	\$238,964,000	\$247,794,000	
	OrthoColorado Hospital	Centura Health CHI	3 - Denver	48 Urban	\$46,431,644	\$46,431,679	\$56,317,363	\$60,275,132	\$64,110,123	
	San Luis Valley Health Regional Medical Center	San Luis Valley	8 - East	49 Rural	\$60,220,272	\$63,906,742	\$69,666,541	\$75,525,404	\$82,636,423	
	St. Anthony Summit Medical Center	Centura Health CHI	9 - West	35 Rural	\$46,810,081	\$50,609,314	\$63,689,808	\$74,703,857	\$80,187,854	
	UCHealth Longs Peak Hospital	UCHealth	6 - Greeley	51 Urban	Opened 8/31/2017		\$607,237	\$5,865,984	\$78,751,103	
	UCHealth Yampa Valley Medical Center	UCHealth	9 - West	39 Rural					\$81,391,016	
	Vail Health Hospital		9 - West	56 Rural	\$141,980,038	\$147,389,214	\$146,865,561	\$164,062,032	\$182,108,935	
	Valley View Hospital		9 - West	78 Rural	\$160,255,459	\$192,702,619	\$215,140,236	\$208,377,354	\$215,314,328	
	Subtotal: Same-Store			548	\$978,413,306	\$1,083,108,549	\$1,166,496,432	\$1,235,387,926	\$1,319,737,830	
	Subtotal			910	\$978,413,306	\$1,083,108,549	\$1,167,103,669	\$1,243,451,997	\$1,486,450,641	
Large (91 or more beds)	Avista Adventist Hospital	Centura Health Adventist	1 - Boulder	114 Urban	\$89,318,213	\$99,140,906	\$109,943,680	\$112,934,250	\$125,892,375	
	Boulder Community Health		1 - Boulder	178 Urban	\$243,263,990	\$269,160,898	\$268,748,348	\$291,991,547	\$293,926,840	
	Children's Hospital Colorado	Children's Hospital CO	3 - Denver	471 Urban	\$854,464,151	\$932,703,817	\$946,359,350	\$993,186,178	\$1,090,860,123	
	Denver Health Medical Center		3 - Denver	555 Urban	\$854,551,275	\$928,049,271	\$1,017,920,803	\$1,070,867,217	\$1,078,403,937	
	Good Samaritan Medical Center	SCL Health	1 - Boulder	234 Urban	\$254,000,706	\$264,940,636	\$266,779,624	\$283,169,903	\$290,719,902	
	Littleton Adventist Hospital	Centura Health Adventist	3 - Denver	231 Urban	\$237,731,602	\$243,773,060	\$249,357,097	\$268,157,584	\$270,532,506	
	Longmont Medical Hospital	Centura Health CHI	1 - Boulder	186 Urban			\$185,283,777	\$193,644,170	\$162,850,938	
	Lutheran Medical Center	SCL Health	3 - Denver	338 Urban	\$303,970,886	\$313,882,916	\$329,474,083	\$358,394,569	\$363,533,277	
	McKee Medical Center	Banner Health	4 - Ft. Collins	115 Urban	\$120,086,317	\$126,001,414	\$120,071,678	\$125,238,442	\$117,762,160	
	North Colorado Medical Center	Banner Health	6 - Greeley	378 Urban	\$323,335,575	\$319,864,782	\$337,962,309	\$347,702,362	\$335,529,587	
	North Suburban Medical Center	HealthONE	3 - Denver	157 Urban	Charges by System Only					
	Parker Adventist Hospital	Centura Health Adventist	3 - Denver	170 Urban	\$172,871,028	\$202,047,367	\$219,236,509	\$246,123,792	\$258,389,827	
	Parkview Medical Center		7 - Pueblo	350 Urban	\$283,962,983	\$299,526,764	\$348,049,316	\$355,791,534	\$379,254,156	
	Penrose-St. Francis Health Services	Centura Health CHI	2 - Colorado Springs	522 Urban	\$458,162,704	\$511,009,946	\$563,088,060	\$600,727,920	\$624,512,132	
	Platte Valley Medical Center	SCL Health	3 - Denver	98 Urban	\$93,248,713	\$101,549,116	\$107,132,838	\$119,256,259	\$112,502,455	
	Porter Adventist Hospital	Centura Health Adventist	3 - Denver	368 Urban	\$275,517,671	\$302,787,796	\$308,147,176	\$326,717,281	\$320,831,582	
	Presbyterian/St. Luke's Medical Center	HealthONE	3 - Denver	680 Urban	Charges by System Only					
	Rose Medical Center	HealthONE	3 - Denver	422 Urban	Charges by System Only					
	Sky Ridge Medical Center	HealthONE	3 - Denver	284 Urban	Charges by System Only					
	St. Anthony Hospital	Centura Health CHI	3 - Denver	237 Urban	\$321,587,728	\$348,396,028	\$371,992,597	\$387,646,290	\$383,650,623	
	St. Anthony North Health Campus	Centura Health CHI	3 - Denver	100 Urban	\$143,261,271	\$150,063,606	\$175,948,847	\$174,723,382	\$176,177,588	
	St. Joseph Hospital	SCL Health	3 - Denver	400 Urban	\$455,496,657	\$481,811,669	\$491,884,038	\$504,770,777	\$521,532,842	
	St. Mary-Corwin Medical Center	Centura Health CHI	7 - Pueblo	408 Urban	\$178,255,627	\$182,291,778	\$186,673,561	\$194,878,880	\$173,853,026	
	St. Mary's Hospital & Medical Center, Inc.	SCL Health	5 - Grand Junction	346 Urban	\$371,544,467	\$359,531,057	\$385,686,098	\$385,351,990	\$403,907,788	
	Swedish Medical Center	HealthONE	3 - Denver	408 Urban	Charges by System Only					
	The Medical Center of Aurora	HealthONE	3 - Denver	346 Urban	Charges by System Only					
	UCHealth Medical Center of the Rockies	UCHealth	4 - Ft. Collins	174 Urban	\$259,070,499	\$283,139,684	\$300,912,097	\$329,310,525	\$365,151,757	
	UCHealth Memorial Hospital Central	UCHealth	2 - Colorado Springs	583 Urban	\$597,173,494	\$589,306,050	\$670,969,314	\$754,444,619	\$863,051,531	
	UCHealth Poudre Valley Hospital	UCHealth	4 - Ft. Collins	255 Urban	\$367,317,222	\$374,587,866	\$414,049,059	\$455,095,951	\$482,265,937	
	UCHealth University of Colorado Hospital	UCHealth	3 - Denver	673 Urban	\$1,037,261,472	\$1,145,611,395	\$1,266,288,327	\$1,426,117,277	\$1,620,359,251	
	HealthONE System (Charges by system only)	HealthONE		2297	\$2,000,607,000	\$2,044,961,998	\$2,171,599,000	\$2,294,288,000	\$2,439,334,000	
	Subtotal: Same-Store			9879	\$10,296,061,252	\$10,874,139,821	\$11,628,273,809	\$12,406,886,527	\$13,091,935,201	
	Subtotal			9781	\$10,296,061,252	\$10,874,139,821	\$11,813,557,586	\$12,600,530,697	\$13,254,786,139	
	Total: Same-Store			10840	\$11,709,731,275	\$12,420,778,960	\$13,287,702,521	\$14,171,158,736	\$14,981,248,410	
	Total			11472	\$11,720,737,083	\$12,469,442,848	\$13,571,758,166	\$14,464,134,647	\$15,506,576,523	

\* These Critical Access Hospitals have a Frontier Designation (are based in any county with less than 6 people/square mile)

Uncompensated Care										
Size	Hospital	System	DOI	Beds	2014	2015	2016	2017	2018	
Size Classification: Small (25 beds or less)	Animas Surgical Hospital		9 - West	12 Rural						
	Arkansas Valley Regional Medical Center		8 - East	25 CAH	\$6,171,125	\$1,982,445	\$2,390,775	\$2,475,778	\$5,494,868	
	Aspen Valley Hospital		9 - West	25 CAH						
	Banner Fort Collins Medical Center	Banner Health	4 - Ft. Collins	23 Urban	Opened 4/3/2015		\$4,351,842	\$2,946,696	\$3,751,902	
	Colorado Canyons Hospital and Medical Center		5 - Grand Junction	25 CAH			\$1,496,857	\$1,349,651	\$1,542,218	
	East Morgan County Hospital	Banner Health	8 - East	25 CAH	\$2,009,061	\$1,448,754	\$1,487,868	\$2,034,628	\$2,228,873	
	Estes Park Health		4 - Ft. Collins	23 CAH	\$3,291,377	\$3,229,102	\$2,220,755	\$4,432,936	\$1,622,891	
	Grand River Hospital District		9 - West	25 CAH	\$8,082,125	\$7,725,852	\$9,120,669	\$6,486,754	\$9,133,158	
	Gunnison Valley Health		9 - West	24 CAH	\$2,651,988	\$1,711,440	\$2,853,223	\$3,079,219	\$4,415,534	
	Haxtun Hospital District		8 - East	25 CAH		\$200,509	\$317,628	\$208,450	\$188,672	
	Heart of the Rockies Regional Medical Center		8 - East	25 CAH	\$3,482,272	\$3,184,863	\$4,237,023	\$3,124,125	\$3,196,442	
	Keefe Memorial Health Service District		8 - East	25 CAH*						
	Kit Carson County Health Service District		8 - East	19 CAH*						
	Lincoln Community Hospital		8 - East	15 CAH*						
	Melissa Memorial Hospital		8 - East	15 CAH	-\$459,576	\$23,148	\$505,857		\$709,645	
	Memorial Regional Health		9 - West	25 CAH*						
	Middle Park Medical Center - Kremmling		9 - West	23 CAH						
	Mt. San Rafael Hospital		8 - East	25 CAH*	\$3,491,487	\$5,048,999	\$3,374,080	\$3,520,197	\$4,483,202	
	Pagosa Springs Medical Center		9 - West	11 CAH						
	Pioneers Medical Center		9 - West	10 CAH*	\$498,575	\$733,582	\$697,738	\$937,200	\$1,221,701	
	Prowers Medical Center		8 - East	25 CAH						
	Rangely District Hospital		9 - West	25 CAH*	\$986,936	\$358,572	\$504,302	\$713,980	\$293,312	
	Rio Grande Hospital		8 - East	17 CAH	\$2,263,020	\$1,398,288	\$1,918,265	\$1,680,967	\$1,652,714	
	San Luis Valley Health Conejos County Hospital	San Luis Valley	8 - East	17 CAH	\$1,297,047	\$1,290,552	\$238,175	-\$291,611	\$402,532	
	Sedgwick County Health Center		8 - East	15 CAH*	\$863,162	\$714,865	\$625,535	\$679,470	\$837,437	
	Southeast Colorado Hospital District		8 - East	23 CAH*	\$470,319	\$462,204	\$1,014,318	\$18,176	-\$55,662	
	Southwest Health System, Inc.		9 - West	25 CAH						
	Spanish Peaks Regional Health Center		8 - East	20 CAH*				\$154,330,109	\$684,037	
	St. Thomas More Hospital	Centura Health CHI	8 - East	25 CAH	\$7,586,966	\$3,250,275	\$3,012,145	\$11,179,429	\$3,025,201	
	St. Vincent General Hospital District		9 - West	25 CAH	\$1,590,801	\$717,021	\$822,242	\$886,709	\$1,145,093	
	Sterling Regional MedCenter	Banner Health	8 - East	25 Rural	\$2,608,163	\$2,480,575	\$3,231,955	\$3,320,557	\$3,688,824	
	UCHealth Broomfield Hospital	UCHealth	3 - Denver	22 Urban	Opened 9/1/2016				\$8,794,809	
	UCHealth Grandview Hospital	UCHealth	2 - Colorado Springs	22 Urban	Opened 1/1/2017				\$4,744,020	
	UCHealth Pikes Peak Regional Hospital	UCHealth	2 - Colorado Springs	15 CAH					\$307,387	
	Weisbrod Memorial County Hospital		8 - East	25 CAH*	\$156,289	\$328,293	\$227,764	\$344,730	\$343,170	
	Wray Community District Hospital		8 - East	15 CAH*	\$713,682	\$850,348	\$796,544	\$1,178,410	\$1,245,659	
	Yuma District Hospital		8 - East	15 CAH*						
	Subtotal: Same-Store			413	\$48,214,394	\$36,916,031	\$38,773,375	\$45,801,654	\$44,374,949	
	Subtotal			781	\$47,754,818	\$37,139,688	\$45,445,559	\$204,636,560	\$65,097,640	
Medium (26-90 beds)	Castle Rock Adventist Hospital	Centura Health Adventist	3 - Denver	55 Urban	\$9,707,577	\$8,401,764	\$5,733,761	\$13,066,641	\$7,370,265	
	Colorado Plains Medical Center		8 - East	50 Rural	\$5,815,543	\$4,050,223	\$4,899,000	\$5,284,000	\$5,571,000	
	Community Hospital		5 - Grand Junction	60 Urban						
	Delta County Memorial Hospital		9 - West	49 Rural	\$2,400,209	\$1,355,436	\$1,532,428	\$2,085,877	\$1,931,839	
	Mercy Regional Medical Center	Centura Health CHI	9 - West	82 Rural	\$16,211,058	\$9,554,103	\$9,429,251	\$21,058,731	\$8,636,210	
	Montrose Memorial Hospital		9 - West	75 Rural						
	National Jewish Health		3 - Denver	46 Urban	\$2,559,155	\$2,794,817	\$2,082,207	\$2,031,325	\$1,914,950	
	OrthoColorado Hospital	Centura Health CHI	3 - Denver	48 Urban	\$478,622	\$263,536	\$607,888	\$1,401,234	\$452,133	
	San Luis Valley Health Regional Medical Center	San Luis Valley	8 - East	49 Rural	\$6,161,530	\$2,627,119	\$4,952,462	\$2,843,962	\$6,743,465	
	St. Anthony Summit Medical Center	Centura Health CHI	9 - West	35 Rural	\$9,747,571	\$7,703,001	\$6,448,586	\$14,009,124	\$9,516,030	
	UCHealth Longs Peak Hospital	UCHealth	6 - Greeley	51 Urban	Opened 8/31/2017				\$6,351,472	
	UCHealth Yampa Valley Medical Center	UCHealth	9 - West	39 Rural					\$3,390,155	
	Vail Health Hospital		9 - West	56 Rural	\$16,229,720	\$8,784,004	\$11,931,863	\$11,317,950	\$11,580,240	
	Valley View Hospital		9 - West	78 Rural	\$15,324,313	\$16,159,555	\$16,736,304	\$16,694,419	\$17,632,165	
	Subtotal: Same-Store			548	\$84,635,298	\$61,693,557	\$64,353,751	\$89,793,263	\$71,348,297	
	Subtotal			910	\$84,635,298	\$61,693,557	\$64,353,751	\$89,793,263	\$81,089,924	
Large (91 or more beds)	Avista Adventist Hospital	Centura Health Adventist	1 - Boulder	114 Urban	\$10,335,398	\$7,331,533	\$9,786,336	\$14,866,002	\$11,911,961	
	Boulder Community Health		1 - Boulder	178 Urban	\$26,727,765	\$28,228,160	\$25,418,718	\$30,335,927	\$35,207,193	
	Children's Hospital Colorado	Children's Hospital CO	3 - Denver	471 Urban	\$27,604,891	\$18,552,869	\$27,572,761	\$27,802,048	\$21,371,669	
	Denver Health Medical Center		3 - Denver	555 Urban	\$246,402,550	\$234,617,461	\$245,349,299	\$244,717,135	\$246,053,465	
	Good Samaritan Medical Center	SCL Health	1 - Boulder	234 Urban	\$11,997,010	\$13,151,595	\$13,850,751	\$15,916,647	\$14,805,090	
	Littleton Adventist Hospital	Centura Health Adventist	3 - Denver	231 Urban	\$33,618,855	\$21,904,660	\$18,244,398	\$31,567,291	\$17,650,403	
	Longmont United Hospital	Centura Health CHI	1 - Boulder	186 Urban			\$19,477,036	\$12,720,396	\$21,627,290	
	Lutheran Medical Center	SCL Health	3 - Denver	338 Urban	\$37,252,032	\$23,776,316	\$25,525,453	\$26,119,592	\$32,651,226	
	McKee Medical Center	Banner Health	4 - Ft. Collins	115 Urban	\$8,857,258	\$5,520,283	\$6,934,529	\$9,512,419	\$10,594,613	
	North Colorado Medical Center	Banner Health	6 - Greeley	378 Urban	\$50,673,078	\$31,669,589	\$35,671,104	\$39,551,216	\$49,750,699	
	North Suburban Medical Center	HealthONE	3 - Denver	157 Urban	Charges by System Only					
	Parker Adventist Hospital	Centura Health Adventist	3 - Denver	170 Urban	\$26,907,887	\$18,365,543	\$17,598,536	\$31,379,506	\$16,194,270	
	Parkview Medical Center		7 - Pueblo	350 Urban	\$67,768,282	\$34,349,900	\$36,451,083	\$19,359,073	\$30,754,866	
	Penrose-St. Francis Health Services	Centura Health CHI	2 - Colorado Springs	522 Urban	\$95,766,195	\$47,124,659	\$39,819,348	\$88,949,331	\$41,989,587	
	Platte Valley Medical Center	SCL Health	3 - Denver	98 Urban	\$13,561,827	\$8,733,197	\$14,189,260	\$15,511,955	\$16,526,376	
	Porter Adventist Hospital	Centura Health Adventist	3 - Denver	368 Urban	\$35,621,711	\$18,787,202	\$14,609,957	\$33,283,213	\$14,429,750	
	Presbyterian/St. Luke's Medical Center	HealthONE	3 - Denver	680 Urban	Charges by System Only					
	Rose Medical Center	HealthONE	3 - Denver	422 Urban	Charges by System Only					
	Sky Ridge Medical Center	HealthONE	3 - Denver	284 Urban	Charges by System Only					
	St. Anthony Hospital	Centura Health CHI	3 - Denver	237 Urban	\$79,335,114	\$52,453,526	\$46,414,671	\$72,667,185	\$41,204,925	
	St. Anthony North Health Campus	Centura Health CHI	3 - Denver	100 Urban	\$51,948,927	\$30,866,957	\$23,678,657	\$34,508,422	\$20,246,123	
	St. Joseph Hospital	SCL Health	3 - Denver	400 Urban	\$73,543,068	\$86,732,631	\$73,476,815	\$69,375,073	\$73,491,451	
	St. Mary-Corwin Medical Center	Centura Health CHI	7 - Pueblo	408 Urban	\$38,371,292	\$12,758,890	\$15,477,551	\$29,330,439	\$10,162,384	
	St. Mary's Hospital & Medical Center, Inc.	SCL Health	5 - Grand Junction	346 Urban	\$32,995,709	\$33,331,157	\$27,313,839	\$24,714,031	\$29,362,883	
	Swedish Medical Center	HealthONE	3 - Denver	408 Urban	Charges by System Only					
	The Medical Center of Aurora	HealthONE	3 - Denver	346 Urban	Charges by System Only					
	UCHealth Medical Center of the Rockies	UCHealth	4 - Ft. Collins	174 Urban	\$62,632,686	\$34,269,587	\$33,264,612	\$30,636,382	\$39,107,756	
	UCHealth Memorial Hospital Central	UCHealth	2 - Colorado Springs	583 Urban	\$131,561,028	\$48,984,507	\$58,842,716	\$65,170,797	\$85,062,737	
	UCHealth Poudre Valley Hospital	UCHealth	4 - Ft. Collins	255 Urban	\$70,203,843	\$36,485,275	\$32,414,781	\$32,911,017	\$36,872,114	
	UCHealth University of Colorado Hospital	UCHealth	3 - Denver	673 Urban	\$243,704,378	\$110,841,007	\$106,149,863	\$131,107,072	\$146,872,424	
	HealthONE System (Charges by system only)	HealthONE		2297	\$104,731,000	\$161,199,001	\$144,738,000	\$154,009,000	\$234,823,000	
	Subtotal: Same-Store			9879	\$1,582,121,785	\$1,120,035,506	\$1,092,793,038	\$1,273,300,773	\$1,277,096,965	
	Subtotal			9781	\$1,582,121,785	\$1,120,035,506	\$1,112,270,073	\$1,286,021,169	\$1,298,724,255	
	Total: Same-Store			10840	\$1,714,971,477	\$1,218,645,094	\$1,195,920,164	\$1,408,895,690	\$1,392,820,212	
	Total			11472	\$1,714,971,477	\$1,218,645,094	\$1,222,069,383	\$1,580,450,992	\$1,444,911,819	

\* These Critical Access Hospitals have a Frontier Designation (are based in any county with less than 6 people/square mile)

# Appendix D: Detailed Data by Hospital

Bad Debt										
DOI	Hospital	System	Size	Beds		2014	2015	2016	2017	2018
1 - Boulder	Avista Adventist Hospital	Centura Health Adventist	Large	114	Urban	\$3,819,562	\$1,805,943	\$2,860,840	\$5,831,713	\$4,545,846
1 - Boulder	Boulder Community Health		Large	178	Urban	\$15,288,320	\$17,202,933	\$13,048,545	\$16,062,569	\$21,162,349
1 - Boulder	Good Samaritan Medical Center	SCL Health	Large	234	Urban	\$7,997,884	\$9,185,006	\$8,373,573	\$9,087,660	\$6,312,819
1 - Boulder	Longmont United Hospital	Centura Health CHI	Large	186	Urban			\$15,055,775	\$6,958,656	\$8,987,993
Total					712	\$27,105,766	\$28,193,882	\$39,338,733	\$37,940,598	\$41,009,007
2 - Colorado Springs	UCHealth Grandview Hospital	UCHealth	Small	22	Urban	Opened 9/1/2017				
2 - Colorado Springs	UCHealth Pikes Peak Regional Hospital	UCHealth	Small	15	CAH					\$4,410,275
2 - Colorado Springs	Penrose-St. Francis Health Services	Centura Health CHI	Large	522	Urban	\$18,441,306	\$11,235,880	\$9,038,936	\$41,246,679	\$16,520,321
2 - Colorado Springs	UCHealth Memorial Hospital Central	UCHealth	Large	583	Urban	\$60,856,899	\$29,213,600	\$34,839,565	\$40,424,635	\$52,170,863
Total					1142	\$79,298,205	\$40,449,480	\$43,878,501	\$81,671,315	\$73,372,417
3 - Denver	UCHealth Broomfield Hospital	UCHealth	Small	22	Urban	Opened 9/1/2016				
3 - Denver	Castle Rock Adventist Hospital	Centura Health Adventist	Medium	55	Urban	\$5,999,346	\$5,238,100	\$3,102,843	\$8,392,740	\$4,937,808
3 - Denver	National Jewish Health		Medium	46	Urban	\$2,285,000	\$2,702,999	\$1,917,000	\$1,952,003	\$1,843,001
3 - Denver	OrthoColorado Hospital	Centura Health CHI	Medium	48	Urban	\$476,123	\$262,655	\$507,225	\$1,355,535	\$399,763
3 - Denver	Children's Hospital Colorado	Children's Hospital CO	Large	471	Urban	\$15,470,538	\$10,327,681	\$8,312,410	\$10,218,281	\$4,254,897
3 - Denver	Denver Health Medical Center		Large	555	Urban	\$113,991,625	\$100,473,430	\$97,030,645	\$79,285,674	\$81,351,597
3 - Denver	Littleton Adventist Hospital	Centura Health Adventist	Large	231	Urban	\$14,131,307	\$9,897,821	\$7,745,796	\$17,648,996	\$10,979,605
3 - Denver	Lutheran Medical Center	SCL Health	Large	338	Urban	\$14,379,624	\$15,201,223	\$12,540,297	\$10,370,497	\$16,746,115
3 - Denver	North Suburban Medical Center	HealthONE	Large	157	Urban	Charges by System Only				
3 - Denver	Parker Adventist Hospital	Centura Health Adventist	Large	170	Urban	\$13,728,933	\$9,443,230	\$9,555,792	\$18,649,678	\$11,852,932
3 - Denver	Platte Valley Medical Center	SCL Health	Large	98	Urban	\$5,043,416	\$4,559,778	\$5,914,501	\$4,038,409	\$9,514,809
3 - Denver	Porter Adventist Hospital	Centura Health Adventist	Large	368	Urban	\$11,353,236	\$5,006,913	\$4,665,056	\$17,518,930	\$7,500,153
3 - Denver	Presbyterian/St. Luke's Medical Center	HealthONE	Large	680	Urban	Charges by System Only				
3 - Denver	Rose Medical Center	HealthONE	Large	422	Urban	Charges by System Only				
3 - Denver	Sky Ridge Medical Center	HealthONE	Large	284	Urban	Charges by System Only				
3 - Denver	St. Anthony Hospital	Centura Health CHI	Large	237	Urban	\$24,979,302	\$18,381,002	\$17,521,361	\$30,361,347	\$25,796,021
3 - Denver	St. Anthony North Health Campus	Centura Health CHI	Large	100	Urban	\$18,295,865	\$7,473,939	\$8,251,981	\$12,315,484	\$13,138,428
3 - Denver	St. Joseph Hospital	SCL Health	Large	400	Urban	\$9,069,495	\$15,237,298	\$9,891,567	\$8,744,513	\$13,341,012
3 - Denver	Swedish Medical Center	HealthONE	Large	408	Urban	Charges by System Only				
3 - Denver	The Medical Center of Aurora	HealthONE	Large	346	Urban	Charges by System Only				
3 - Denver	UCHealth University of Colorado Hospital	UCHealth	Large	673	Urban	\$69,503,953	\$59,432,284	\$55,594,478	\$68,710,367	\$85,585,128
3 - Denver	HealthONE System (charges by system only)	HealthONE		2297		\$50,440,000	\$130,110,001	\$90,094,000	\$75,872,000	\$86,900,000
Total					6196	\$369,147,763	\$393,748,354	\$332,644,952	\$365,434,455	\$382,533,634
4 - Ft. Collins	Banner Fort Collins Medical Center	Banner Health	Small	23	Urban	Opened 4/3/2015				
4 - Ft. Collins	Estes Park Health		Small	23	CAH	\$2,348,697	\$2,842,492	\$3,048,842	\$1,472,707	\$1,838,129
4 - Ft. Collins	McKee Medical Center	Banner Health	Large	115	Urban	\$5,049,953	\$4,478,719	\$3,156,747	\$3,782,970	\$4,413,291
4 - Ft. Collins	UCHealth Medical Center of the Rockies	UCHealth	Large	174	Urban	\$21,805,047	\$17,701,455	\$15,811,702	\$16,856,683	\$21,239,003
4 - Ft. Collins	UCHealth Poudre Valley Hospital	UCHealth	Large	255	Urban	\$26,278,967	\$21,361,586	\$18,138,471	\$18,171,497	\$22,561,634
Total					590	\$55,482,663	\$46,384,252	\$43,799,571	\$44,505,944	\$50,382,769
5 - Grand Junction	Colorado Canyons Hospital and Medical Center		Small	25	CAH			\$1,366,187	\$1,241,459	\$1,362,304
5 - Grand Junction	Community Hospital		Medium	60	Urban					
5 - Grand Junction	St. Mary's Hospital & Medical Center, Inc.	SCL Health	Large	346	Urban	\$15,294,528	\$13,255,428	\$8,604,696	\$6,017,433	\$8,130,860
Total					431	\$15,294,528	\$13,255,428	\$9,970,883	\$7,258,892	\$9,493,164
6 - Greeley	UCHealth Longs Peak Hospital	UCHealth	Medium	51	Urban	Opened 8/31/2017				
6 - Greeley	North Colorado Medical Center	Banner Health	Large	378	Urban	\$21,511,824	\$14,053,331	\$11,857,058	\$12,964,749	\$15,459,923
Total					479	\$21,511,824	\$14,053,331	\$11,857,058	\$12,964,749	\$20,366,824
7 - Pueblo	Parkview Medical Center		Large	350	Urban	\$42,302,051	\$18,979,801	\$21,761,800	\$23,747,913	\$30,904,800
7 - Pueblo	St. Mary-Corwin Medical Center	Centura Health CHI	Large	408	Urban	\$2,418,192	\$2,785,538	\$2,300,631	\$12,605,241	\$3,365,315
Total					758	\$44,720,243	\$21,765,339	\$24,062,431	\$36,353,154	\$34,270,115
8 - East	Arkansas Valley Regional Medical Center		Small	25	CAH	\$3,673,955	\$1,406,446	\$1,811,389	\$2,113,072	\$5,000,431
8 - East	East Morgan County Hospital	Banner Health	Small	25	CAH	\$1,289,995	\$944,649	\$586,558	\$959,651	\$1,009,200
8 - East	Haxton Hospital District		Small	25	CAH		\$200,509	\$317,628	\$208,450	\$188,672
8 - East	Heart of the Rockies Regional Medical Center		Small	25	CAH	\$3,352,073	\$3,790,225	\$4,174,079	\$2,910,055	\$2,715,687
8 - East	Keefe Memorial Health Service District		Small	25	CAH*					
8 - East	Kit Carson County Health Service District		Small	19	CAH*					
8 - East	Lincoln Community Hospital		Small	15	CAH*					
8 - East	Melissa Memorial Hospital		Small	15	CAH	\$-236,868	\$102,000	\$440,850		\$639,277
8 - East	Mt. San Rafael Hospital		Small	25	CAH*	\$3,709,955	\$2,719,370	\$2,874,342	\$2,865,918	\$3,639,798
8 - East	Prowers Medical Center		Small	25	CAH					
8 - East	Rio Grande Hospital		Small	17	CAH	\$1,763,056	\$785,185	\$1,501,411	\$1,333,329	\$1,288,267
8 - East	San Luis Valley Health Conejos County Hospital	San Luis Valley	Small	17	CAH	\$776,882	\$1,208,031	\$794,338	\$331,400	\$678,575
8 - East	Sedgwick County Health Center		Small	15	CAH*	\$751,492	\$661,257	\$589,606	\$637,287	\$710,295
8 - East	Southeast Colorado Hospital District		Small	23	CAH*	\$653,432	\$396,564	\$836,407	\$-55,384	\$-127,012
8 - East	Spanish Peaks Regional Health Center		Small	20	CAH*					\$204,988
8 - East	St. Thomas More Hospital	Centura Health CHI	Small	25	CAH	\$1,047,533	\$1,205,848	\$1,011,012	\$6,830,533	\$1,866,636
8 - East	Sterling Regional MedCenter	Banner Health	Small	25	Rural	\$1,669,709	\$1,161,015	\$1,248,860	\$1,097,042	\$1,339,343
8 - East	Weisbrod Memorial County Hospital		Small	25	CAH*	\$156,289	\$328,293	\$217,944	\$334,365	\$242,882
8 - East	Wray Community District Hospital		Small	15	CAH*	\$713,682	\$850,348	\$796,544	\$1,178,410	\$1,202,458
8 - East	Yuma District Hospital		Small	15	CAH*					
8 - East	Colorado Plains Medical Center		Medium	50	Rural	\$5,440,522	\$3,372,687	\$3,825,000	\$3,989,000	\$3,909,000
8 - East	San Luis Valley Health Regional Medical Center	San Luis Valley	Medium	49	Rural	\$4,330,879	\$2,744,031	\$4,493,650	\$2,467,841	\$6,443,269
Total					520	\$29,092,586	\$21,876,458	\$25,519,618	\$27,200,969	\$30,951,766
9 - West	Animas Surgical Hospital		Small	12	Rural					
9 - West	Aspen Valley Hospital		Small	25	CAH					
9 - West	Grand River Hospital District		Small	25	CAH	\$5,890,625	\$5,847,318	\$7,856,539	\$5,241,351	\$7,772,273
9 - West	Gunnison Valley Health		Small	24	CAH	\$1,451,353	\$1,176,909	\$1,926,600	\$2,325,772	\$3,648,063
9 - West	Memorial Regional Health		Small	25	CAH*					
9 - West	Middle Park Medical Center - Kremmling		Small	23	CAH					
9 - West	Pagosa Springs Medical Center		Small	11	CAH					
9 - West	Pioneers Medical Center		Small	10	CAH*	\$469,688	\$602,321	\$601,902	\$857,642	\$1,131,745
9 - West	Rangely District Hospital		Small	25	CAH*	\$986,020	\$355,375	\$504,186	\$713,694	\$293,197
9 - West	Southwest Health System, Inc.		Small	25	CAH					
9 - West	St. Vincent General Hospital District		Small	25	CAH	\$1,538,882	\$717,021	\$822,242	\$877,810	\$1,023,710
9 - West	Delta County Memorial Hospital		Medium	49	Rural	\$1,978,653	\$1,282,629	\$1,290,220	\$1,759,929	\$2,123,520
9 - West	Mercy Regional Medical Center	Centura Health CHI	Medium	82	Rural	\$6,113,294	\$4,048,482	\$4,148,146	\$13,054,557	\$5,327,530
9 - West	Montrose Memorial Hospital		Medium	75	Rural					
9 - West	St. Anthony Summit Medical Center	Centura Health CHI	Medium	35	Rural	\$5,237,804	\$4,417,725	\$2,977,406	\$8,269,184	\$6,727,562
9 - West	UCHealth Yampa Valley Medical Center	UCHealth	Medium	39	Rural					\$2,243,709
9 - West	Vail Health Hospital		Medium	56	Rural	\$14,513,545	\$8,262,623	\$10,356,865	\$9,071,156	\$10,607,863
9 - West	Valley View Hospital		Medium	78	Rural	\$5,565,302	\$5,179,772	\$6,908,357	\$6,442,727	\$5,284,061
Total					644	\$43,745,166	\$31,890,175	\$37,392,463	\$48,613,823	\$46,183,234

\* These Critical Access Hospitals have a Frontier Designation (are based in any county with less than 6 people/square mile)



# Appendix D: Detailed Data by Hospital

Charity Care										
DOI	Hospital	System	Size	Beds		2014	2015	2016	2017	2018
1 - Boulder	Avista Adventist Hospital	Centura Health Adventist	Large	114	Urban	\$6,515,836	\$5,525,590	\$6,925,496	\$9,034,290	\$7,366,115
1 - Boulder	Boulder Community Health		Large	178	Urban	\$11,439,445	\$11,025,227	\$12,370,173	\$14,034,358	\$14,044,844
1 - Boulder	Good Samaritan Medical Center	SCL Health	Large	234	Urban	\$3,999,126	\$3,966,589	\$5,477,178	\$6,828,987	\$8,492,271
1 - Boulder	Longmont United Hospital	Centura Health CHI	Large	186	Urban			\$4,421,261	\$5,761,739	\$12,639,297
Total				712		\$21,954,407	\$20,517,406	\$29,194,108	\$35,898,374	\$42,542,527
2 - Colorado Springs	UCHealth Grandview Hospital	UCHealth	Small	22	Urban	Opened 1/1/2017				
2 - Colorado Springs	UCHealth Pikes Peak Regional Hospital	UCHealth	Small	15	CAH					\$333,745
2 - Colorado Springs	Penrose-St. Francis Health Services	Centura Health CHI	Large	522	Urban	\$77,324,890	\$35,888,779	\$30,780,412	\$47,702,651	\$25,469,266
2 - Colorado Springs	UCHealth Memorial Hospital Central	UCHealth	Large	583	Urban	\$70,704,129	\$19,770,907	\$24,003,151	\$24,746,161	\$32,891,874
Total				1142		\$148,029,018	\$55,659,686	\$54,783,563	\$72,448,812	\$58,731,314
3 - Denver	UCHealth Broomfield Hospital	UCHealth	Small	22	Urban	Opened 9/1/2016				
3 - Denver	Castle Rock Adventist Hospital	Centura Health Adventist	Medium	55	Urban	\$3,708,231	\$3,163,663	\$2,630,918	\$4,673,901	\$2,432,457
3 - Denver	National Jewish Health		Medium	46	Urban	\$274,155	\$91,818	\$165,207	\$79,322	\$71,949
3 - Denver	OrthoColorado Hospital	Centura Health CHI	Medium	48	Urban	\$2,499	\$881	\$100,663	\$45,699	\$52,370
3 - Denver	Children's Hospital Colorado	Children's Hospital CO	Large	471	Urban	\$12,134,354	\$8,225,189	\$19,260,351	\$17,583,767	\$17,116,772
3 - Denver	Denver Health Medical Center		Large	555	Urban	\$132,410,925	\$134,144,031	\$148,318,654	\$165,431,461	\$164,701,868
3 - Denver	Littleton Adventist Hospital	Centura Health Adventist	Large	231	Urban	\$19,487,548	\$12,006,839	\$10,498,602	\$13,918,294	\$6,670,798
3 - Denver	Lutheran Medical Center	SCL Health	Large	338	Urban	\$22,872,408	\$8,575,093	\$12,985,156	\$15,749,095	\$15,905,111
3 - Denver	North Suburban Medical Center	HealthONE	Large	157	Urban	Charges by System Only				
3 - Denver	Parker Adventist Hospital	Centura Health Adventist	Large	170	Urban	\$13,178,954	\$8,922,313	\$8,042,744	\$12,729,828	\$4,341,338
3 - Denver	Platte Valley Medical Center	SCL Health	Large	98	Urban	\$8,518,411	\$4,173,419	\$8,274,759	\$11,473,546	\$7,011,567
3 - Denver	Porter Adventist Hospital	Centura Health Adventist	Large	368	Urban	\$24,268,474	\$13,780,289	\$9,944,901	\$15,764,283	\$6,929,597
3 - Denver	Presbyterian/St. Luke's Medical Center	HealthONE	Large	680	Urban	Charges by System Only				
3 - Denver	Rose Medical Center	HealthONE	Large	422	Urban	Charges by System Only				
3 - Denver	Sky Ridge Medical Center	HealthONE	Large	284	Urban	Charges by System Only				
3 - Denver	St. Anthony Hospital	Centura Health CHI	Large	237	Urban	\$54,355,811	\$34,072,525	\$28,893,310	\$42,305,838	\$15,408,904
3 - Denver	St. Anthony North Health Campus	Centura Health CHI	Large	100	Urban	\$33,653,062	\$23,393,018	\$15,426,676	\$22,192,938	\$7,107,695
3 - Denver	St. Joseph Hospital	SCL Health	Large	400	Urban	\$64,473,573	\$71,495,333	\$63,585,248	\$60,630,560	\$60,150,439
3 - Denver	Swedish Medical Center	HealthONE	Large	408	Urban	Charges by System Only				
3 - Denver	The Medical Center of Aurora	HealthONE	Large	346	Urban	Charges by System Only				
3 - Denver	UCHealth University of Colorado Hospital	UCHealth	Large	673	Urban	\$174,200,426	\$51,408,723	\$50,555,385	\$62,396,705	\$61,287,297
3 - Denver	HealthONE System (charges by system only)	HealthONE		2297		\$54,291,000	\$31,089,000	\$54,644,000	\$78,137,000	\$147,923,000
Total				6196		\$617,829,831	\$404,542,134	\$433,326,574	\$523,112,237	\$517,513,606
4 - Ft. Collins	Banner Fort Collins Medical Center	Banner Health	Small	23	Urban	Opened 4/3/2015				
4 - Ft. Collins	Estes Park Health		Small	23	CAH	\$942,680	\$386,610	\$1,303,000	\$1,473,989	\$1,913,773
4 - Ft. Collins	McKee Medical Center	Banner Health	Large	115	Urban	\$3,807,305	\$1,041,564	\$1,423,054	\$210,849	\$1,292,179
4 - Ft. Collins	UCHealth Medical Center of the Rockies	UCHealth	Large	174	Urban	\$40,827,640	\$16,568,132	\$17,452,911	\$13,779,699	\$17,868,753
4 - Ft. Collins	UCHealth Poudre Valley Hospital	UCHealth	Large	255	Urban	\$43,924,876	\$15,123,689	\$14,276,310	\$14,739,520	\$14,310,480
Total				590		\$89,502,500	\$33,119,995	\$35,386,949	\$35,933,506	\$41,566,507
5 - Grand Junction	Colorado Canyons Hospital and Medical Center		Small	25	CAH			\$130,670	\$108,192	\$179,914
5 - Grand Junction	Community Hospital		Medium	60	Urban					
5 - Grand Junction	St. Mary's Hospital & Medical Center, Inc.	SCL Health	Large	346	Urban	\$17,701,181	\$20,075,729	\$18,709,143	\$18,696,598	\$21,232,023
Total				431		\$17,701,181	\$20,075,729	\$18,839,813	\$18,804,790	\$21,411,937
6 - Greeley	UCHealth Longs Peak Hospital	UCHealth	Medium	51	Urban	Opened 8/31/2017				
6 - Greeley	North Colorado Medical Center	Banner Health	Large	378	Urban	\$29,161,254	\$17,616,258	\$23,814,046	\$26,586,467	\$34,290,776
Total				479		\$29,161,254	\$17,616,258	\$23,814,046	\$26,586,467	\$35,735,347
7 - Pueblo	Parkview Medical Center		Large	350	Urban	\$25,466,231	\$15,370,099	\$14,689,283	\$4,388,840	\$149,934
7 - Pueblo	St. Mary-Corwin Medical Center	Centura Health CHI	Large	408	Urban	\$35,953,100	\$9,973,352	\$13,176,919	\$16,725,198	\$6,797,069
Total				758		\$61,419,331	\$25,343,451	\$27,866,202	\$12,336,358	\$6,647,135
8 - East	Arkansas Valley Regional Medical Center		Small	25	CAH	\$2,497,170	\$575,999	\$579,386	\$362,706	\$494,437
8 - East	East Morgan County Hospital	Banner Health	Small	25	CAH	\$719,066	\$504,105	\$901,310	\$1,074,977	\$1,219,673
8 - East	Haxtun Hospital District		Small	25	CAH					
8 - East	Heart of the Rockies Regional Medical Center		Small	25	CAH	\$130,199	-\$605,362	\$62,944	\$214,070	\$480,755
8 - East	Keefe Memorial Health Service District		Small	25	CAH*					
8 - East	Kit Carson County Health Service District		Small	19	CAH*					
8 - East	Lincoln Community Hospital		Small	15	CAH*					
8 - East	Melissa Memorial Hospital		Small	15	CAH	-\$222,708	-\$78,852	\$65,007		\$70,368
8 - East	Mt. San Rafael Hospital		Small	25	CAH*	-\$218,468	\$2,329,629	\$499,738	\$654,279	\$843,404
8 - East	Prowers Medical Center		Small	25	CAH					
8 - East	Rio Grande Hospital		Small	17	CAH	\$499,964	\$613,103	\$416,854	\$347,638	\$364,447
8 - East	San Luis Valley Health Conejos County Hospital	San Luis Valley	Small	17	CAH	\$520,165	\$82,521	-\$556,163	-\$623,011	-\$276,043
8 - East	Sedgwick County Health Center		Small	15	CAH*	\$111,670	\$53,608	\$35,929	\$42,183	\$127,142
8 - East	Southeast Colorado Hospital District		Small	23	CAH*	-\$183,113	\$65,640	\$177,911	\$73,560	\$71,350
8 - East	Spanish Peaks Regional Health Center		Small	20	CAH*				\$154,330,109	\$479,049
8 - East	St. Thomas More Hospital	Centura Health CHI	Small	25	CAH	\$6,539,433	\$2,044,428	\$2,001,132	\$4,348,895	\$1,158,565
8 - East	Sterling Regional MedCenter	Banner Health	Small	25	Rural	\$938,454	\$1,319,560	\$1,983,095	\$2,223,515	\$2,349,481
8 - East	Weisbrod Memorial County Hospital		Small	25	CAH*			\$9,820	\$10,365	\$100,288
8 - East	Wray Community District Hospital		Small	15	CAH*					\$43,201
8 - East	Yuma District Hospital		Small	15	CAH*					
8 - East	Colorado Plains Medical Center		Medium	50	Rural	\$375,021	\$677,536	\$1,074,000	\$1,295,000	\$1,662,000
8 - East	San Luis Valley Health Regional Medical Center	San Luis Valley	Medium	49	Rural	\$1,830,651	-\$116,912	\$458,812	\$376,121	\$300,196
Total				520		\$13,537,504	\$7,465,003	\$7,709,775	\$164,730,407	\$9,488,313
9 - West	Animas Surgical Hospital		Small	12	Rural					
9 - West	Aspen Valley Hospital		Small	25	CAH					
9 - West	Grand River Hospital District		Small	25	CAH	\$2,191,500	\$1,878,534	\$1,264,130	\$1,245,403	\$1,360,885
9 - West	Gunnison Valley Health		Small	24	CAH	\$1,200,635	\$534,531	\$926,623	\$753,447	\$767,471
9 - West	Memorial Regional Health		Small	25	CAH*					
9 - West	Middle Park Medical Center - Kremmling		Small	23	CAH					
9 - West	Pagosa Springs Medical Center		Small	11	CAH					
9 - West	Pioneers Medical Center		Small	10	CAH*	\$28,887	\$131,261	\$95,836	\$79,558	\$89,956
9 - West	Rangely District Hospital		Small	25	CAH*	\$916	\$3,198	\$116	\$286	\$115
9 - West	Southwest Health System, Inc.		Small	25	CAH					
9 - West	St. Vincent General Hospital District		Small	25	CAH	\$51,919			\$8,899	\$121,383
9 - West	Delta County Memorial Hospital		Medium	49	Rural	\$421,556	\$72,807	\$242,208	\$325,948	-\$191,681
9 - West	Mercy Regional Medical Center	Centura Health CHI	Medium	82	Rural	\$10,097,764	\$5,505,621	\$5,281,105	\$8,004,174	\$3,308,680
9 - West	Montrose Memorial Hospital		Medium	75	Rural					
9 - West	St. Anthony Summit Medical Center	Centura Health CHI	Medium	35	Rural	\$4,509,766	\$3,285,277	\$3,471,180	\$5,739,940	\$2,788,468
9 - West	UCHealth Yampa Valley Medical Center	UCHealth	Medium	39	Rural					\$1,146,445
9 - West	Vail Health Hospital		Medium	56	Rural	\$1,716,175	\$521,381	\$1,574,998	\$2,246,794	\$972,377
9 - West	Valley View Hospital		Medium	78	Rural	\$9,759,011	\$10,979,783	\$9,827,947	\$10,251,692	\$12,348,104
Total				644		\$29,978,129	\$22,912,392	\$22,684,143	\$28,656,141	\$22,712,203

\* These Critical Access Hospitals have a Frontier Designation (are based in any county with less than 6 people/square mile)

## Appendix D: Detailed Data by Hospital

Contractual Allowances Total										
DOI	Hospital	System	Size	Beds		2014	2015	2016	2017	2018
1 - Boulder	Avista Adventist Hospital	Centura Health Adventist	Large	114	Urban	\$220,679,605	\$239,392,560	\$268,315,454	\$283,880,412	\$351,016,075
1 - Boulder	Boulder Community Health		Large	178	Urban	\$831,275,106	\$934,932,666	\$1,065,141,381	\$1,187,024,658	\$1,237,455,478
1 - Boulder	Good Samaritan Medical Center	SCL Health	Large	234	Urban	\$909,443,370	\$957,996,456	\$1,026,040,442	\$1,123,331,133	\$1,152,869,572
1 - Boulder	Longmont United Hospital	Centura Health CHI	Large	186	Urban			\$387,381,798	\$468,832,089	\$468,452,892
Total					712	\$1,961,398,081	\$2,132,321,682	\$2,746,879,074	\$3,043,068,292	\$3,209,794,017
2 - Colorado Springs	UCHealth Grandview Hospital	UCHealth	Small	22	Urban	Opened 1/1/2017				
2 - Colorado Springs	UCHealth Pikes Peak Regional Hospital	UCHealth	Small	15	CAH					\$6,376,071
2 - Colorado Springs	Penrose-St. Francis Health Services	Centura Health CHI	Large	522	Urban	\$1,458,559,546	\$1,714,576,581	\$1,875,371,066	\$2,048,168,798	\$2,388,485,278
2 - Colorado Springs	UCHealth Memorial Hospital Central	UCHealth	Large	583	Urban	\$1,365,608,946	\$1,526,786,498	\$1,854,514,630	\$2,205,375,543	\$2,680,103,168
Total					1142	\$2,824,168,492	\$3,241,363,079	\$3,729,885,696	\$4,253,544,341	\$5,178,203,700
3 - Denver	UCHealth Broomfield Hospital	UCHealth	Small	22	Urban	Opened 9/1/2016				
3 - Denver	Castle Rock Adventist Hospital	Centura Health Adventist	Medium	55	Urban	\$140,183,347	\$192,778,278	\$214,772,854	\$273,420,626	\$335,834,688
3 - Denver	National Jewish Health		Medium	46	Urban	\$75,295,926	\$85,669,655	\$118,714,526	\$131,215,859	\$138,137,515
3 - Denver	OrthoColorado Hospital	Centura Health CHI	Medium	48	Urban	\$152,836,008	\$175,199,094	\$232,870,540	\$237,952,938	\$265,501,636
3 - Denver	Children's Hospital Colorado	Children's Hospital CO	Large	471	Urban	\$1,285,569,771	\$1,300,462,321	\$1,349,859,497	\$1,517,938,892	\$1,702,784,573
3 - Denver	Denver Health Medical Center		Large	555	Urban	\$1,035,264,777	\$1,148,303,671	\$1,161,983,251	\$1,274,766,243	\$1,396,091,995
3 - Denver	Littleton Adventist Hospital	Centura Health Adventist	Large	231	Urban	\$796,932,698	\$869,263,996	\$929,187,685	\$975,104,870	\$1,072,415,603
3 - Denver	Lutheran Medical Center	SCL Health	Large	338	Urban	\$961,176,374	\$1,008,488,837	\$1,175,952,568	\$1,316,699,663	\$1,360,016,548
3 - Denver	North Suburban Medical Center	HealthONE	Large	157	Urban	Charges by System Only				
3 - Denver	Parker Adventist Hospital	Centura Health Adventist	Large	170	Urban	\$565,092,433	\$683,943,403	\$787,229,192	\$824,886,629	\$921,146,381
3 - Denver	Platte Valley Medical Center	SCL Health	Large	98	Urban	\$151,549,178	\$141,905,366	\$176,335,940	\$200,909,604	\$210,212,918
3 - Denver	Porter Adventist Hospital	Centura Health Adventist	Large	368	Urban	\$849,612,196	\$1,007,160,264	\$1,036,291,643	\$1,057,494,443	\$1,091,998,049
3 - Denver	Presbyterian/St. Luke's Medical Center	HealthONE	Large	680	Urban	Charges by System Only				
3 - Denver	Rose Medical Center	HealthONE	Large	422	Urban	Charges by System Only				
3 - Denver	Sky Ridge Medical Center	HealthONE	Large	284	Urban	Charges by System Only				
3 - Denver	St. Anthony Hospital	Centura Health CHI	Large	237	Urban	\$1,133,808,414	\$1,299,655,696	\$1,379,372,656	\$1,397,385,573	\$1,427,540,359
3 - Denver	St. Anthony North Health Campus	Centura Health CHI	Large	100	Urban	\$430,808,371	\$445,681,324	\$475,389,488	\$486,402,217	\$588,308,693
3 - Denver	St. Joseph Hospital	SCL Health	Large	400	Urban	\$1,363,020,090	\$1,490,567,342	\$1,628,624,709	\$1,838,896,354	\$1,870,428,726
3 - Denver	Swedish Medical Center	HealthONE	Large	408	Urban	Charges by System Only				
3 - Denver	The Medical Center of Aurora	HealthONE	Large	346	Urban	Charges by System Only				
3 - Denver	UCHealth University of Colorado Hospital	UCHealth	Large	673	Urban	\$3,115,780,884	\$3,695,467,761	\$4,247,971,180	\$4,855,849,174	\$5,813,819,459
3 - Denver	HealthONE System (charges by system only)	HealthONE		2297		\$9,709,183,000	\$10,992,287,999	\$12,733,440,000	\$14,509,083,000	\$16,444,803,000
Total					6196	\$21,766,113,468	\$24,536,835,008	\$27,647,995,728	\$30,898,006,084	\$34,746,195,907
4 - Ft. Collins	Banner Fort Collins Medical Center	Banner Health	Small	23	Urban	Opened 4/3/2015				
4 - Ft. Collins	Estes Park Health		Small	23	CAH	\$21,232,628		\$34,381,131	\$46,732,422	\$51,704,940
4 - Ft. Collins	McKee Medical Center	Banner Health	Large	115	Urban	\$199,344,575	\$219,456,845	\$213,925,099	\$227,759,503	\$234,777,637
4 - Ft. Collins	UCHealth Medical Center of the Rockies	UCHealth	Large	174	Urban	\$464,105,086	\$559,514,110	\$636,110,240	\$749,723,906	\$863,810,704
4 - Ft. Collins	UCHealth Poudre Valley Hospital	UCHealth	Large	255	Urban	\$542,114,522	\$657,011,800	\$748,659,439	\$951,149,520	\$1,037,311,074
Total					590	\$1,226,796,811	\$1,460,438,909	\$1,662,624,082	\$2,007,842,955	\$2,227,533,338
5 - Grand Junction	Colorado Canyons Hospital and Medical Center		Small	25	CAH		\$29,891,646	\$31,880,252	\$35,702,969	\$40,717,430
5 - Grand Junction	Community Hospital		Medium	60	Urban					
5 - Grand Junction	St. Mary's Hospital & Medical Center, Inc.	SCL Health	Large	346	Urban	\$595,425,054	\$614,942,058	\$668,821,714	\$752,499,129	\$809,793,302
Total					431	\$595,425,054	\$644,833,704	\$700,701,966	\$788,202,098	\$850,510,732
6 - Greeley	UCHealth Longs Peak Hospital	UCHealth	Medium	51	Urban	Opened 8/31/2017				
6 - Greeley	North Colorado Medical Center	Banner Health	Large	378	Urban	\$562,295,973	\$634,516,208	\$663,944,966	\$706,020,267	\$701,938,477
Total					479	\$562,295,973	\$634,516,208	\$663,944,966	\$706,020,267	\$701,938,477
7 - Pueblo	Parkview Medical Center		Large	350	Urban	\$1,027,112,174	\$1,139,493,350	\$1,326,681,512	\$1,505,105,760	\$1,672,958,465
7 - Pueblo	St. Mary-Corwin Medical Center	Centura Health CHI	Large	408	Urban	\$507,684,568	\$575,608,364	\$635,004,576	\$670,967,252	\$683,507,079
Total					758	\$1,534,796,742	\$1,715,101,714	\$1,961,686,088	\$2,176,073,012	\$2,356,465,544
8 - East	Arkansas Valley Regional Medical Center		Small	25	CAH	\$40,525,616	\$47,743,768	\$55,228,011	\$56,693,613	\$55,861,314
8 - East	East Morgan County Hospital	Banner Health	Small	25	CAH	\$16,942,571	\$16,765,326	\$18,211,908	\$22,812,573	\$22,873,084
8 - East	Haxton Hospital District		Small	25	CAH		\$188,204	\$859,577	\$669,020	\$2,187,337
8 - East	Heart of the Rockies Regional Medical Center		Small	25	CAH	\$36,317,436	\$42,629,861	\$47,912,220	\$63,127,981	\$71,398,701
8 - East	Keefe Memorial Health Service District		Small	25	CAH*					
8 - East	Kit Carson County Health Service District		Small	19	CAH*	\$7,671,047	\$7,810,452	\$6,451,509	\$7,028,908	\$8,239,361
8 - East	Lincoln Community Hospital		Small	15	CAH*					
8 - East	Melissa Memorial Hospital		Small	15	CAH	\$1,695,380	\$2,832,756	\$3,970,049		\$9,617,214
8 - East	Mt. San Rafael Hospital		Small	25	CAH*	\$34,924,993	\$31,203,074	\$35,141,321	\$42,011,202	\$42,868,987
8 - East	Prowers Medical Center		Small	25	CAH					
8 - East	Rio Grande Hospital		Small	17	CAH	\$8,479,498	\$10,070,722	\$11,739,720	\$12,414,689	\$14,818,672
8 - East	San Luis Valley Health Conejos County Hospital	San Luis Valley	Small	17	CAH	\$2,263,005	\$3,493,655	\$4,198,054	\$4,899,997	\$4,022,308
8 - East	Sedgwick County Health Center		Small	15	CAH*	\$4,270,532	\$3,818,272	\$5,011,213	\$5,707,265	\$5,204,415
8 - East	Southeast Colorado Hospital District		Small	23	CAH*	\$6,607,211	\$6,387,841	\$6,290,942	\$6,702,270	\$6,433,862
8 - East	Spanish Peaks Regional Health Center		Small	20	CAH*				\$9,558,179	\$9,859,732
8 - East	St. Thomas More Hospital	Centura Health CHI	Small	25	CAH	\$80,819,218	\$109,654,684	\$121,237,780	\$130,141,922	\$145,513,039
8 - East	Sterling Regional MedCenter	Banner Health	Small	25	Rural	\$40,488,986	\$42,457,213	\$48,294,147	\$54,815,943	\$56,269,908
8 - East	Weisbrod Memorial County Hospital		Small	25	CAH*	\$682,550	\$313,971	\$853,779	\$416,931	\$601,285
8 - East	Wray Community District Hospital		Small	15	CAH*	\$4,382,585	\$3,861,254	\$5,724,106	\$7,912,110	\$9,852,849
8 - East	Yuma District Hospital		Small	15	CAH*					
8 - East	Colorado Plains Medical Center		Medium	50	Rural	\$69,974,749	\$73,252,293	\$81,663,000	\$89,123,000	\$87,221,000
8 - East	San Luis Valley Health Regional Medical Center	San Luis Valley	Medium	49	Rural	\$68,090,581	\$87,526,137	\$88,550,876	\$101,012,426	\$103,527,438
Total					520	\$424,135,959	\$489,633,075	\$539,619,058	\$615,048,029	\$656,370,506
9 - West	Animas Surgical Hospital		Small	12	Rural					
9 - West	Aspen Valley Hospital		Small	25	CAH					
9 - West	Grand River Hospital District		Small	25	CAH	\$28,580,545	\$30,007,038	\$36,571,902	\$49,926,952	\$47,027,922
9 - West	Gunnison Valley Health		Small	24	CAH	\$15,915,225	\$19,716,334	\$24,169,799	\$28,915,658	\$33,721,453
9 - West	Memorial Regional Health		Small	25	CAH*					
9 - West	Middle Park Medical Center - Kremmling		Small	23	CAH					
9 - West	Pagosa Springs Medical Center		Small	11	CAH					
9 - West	Pioneers Medical Center		Small	10	CAH*	\$3,378,762	\$3,565,699	\$5,471,515	\$4,061,055	\$2,013,947
9 - West	Rangely District Hospital		Small	25	CAH*	\$1,456,300	\$1,422,647	\$2,016,252	\$1,882,952	\$1,311,489
9 - West	Southwest Health System, Inc.		Small	25	CAH					
9 - West	St. Vincent General Hospital District		Small	25	CAH	\$4,347,983	\$3,247,935	\$3,564,380	\$4,919,843	\$4,710,714
9 - West	Delta County Memorial Hospital		Medium	49	Rural	\$71,220,155	\$80,891,260	\$90,163,617	\$100,114,075	\$108,625,128
9 - West	Mercy Regional Medical Center	Centura Health CHI	Medium	82	Rural	\$199,388,223	\$256,626,859	\$289,736,571	\$352,412,063	\$437,194,771
9 - West	Montrose Memorial Hospital		Medium	75	Rural					
9 - West	St. Anthony Summit Medical Center	Centura Health CHI	Medium	35	Rural	\$59,976,905	\$71,394,297	\$85,978,730	\$99,269,619	\$142,265,465
9 - West	UCHealth Yampa Valley Medical Center	UCHealth	Medium	39	Rural					\$37,756,029
9 - West	Vail Hospital		Medium	56	Rural	\$79,511,757	\$87,358,065	\$84,572,063	\$85,592,396	\$95,531,320
9 - West	Valley View Hospital		Medium	78	Rural	\$121,898,662	\$156,265,833	\$207,773,684	\$212,759,412	\$211,220,992
Total					644	\$585,674,517	\$710,495,966	\$830,018,514	\$939,854,026	\$1,121,379,230

\* These Critical Access Hospitals have a Frontier Designation (are based in any county with less than 6 people/square mile)

Discharges Total										
DOI	Hospital	System	Size	Beds	2014	2015	2016	2017	2018	
Discharges Total	Marketed Name	Current Network	Size	Licensed Beds	Hospital Location	2014	2015	2016	2017	2018
1 - Boulder	Avista Adventist Hospital	Centura Health Adventist	Large	114	Urban	4118	4151	4225	4271	4616
1 - Boulder	Boulder Community Health		Large	178	Urban	8034	8470	8309	7985	7792
1 - Boulder	Good Samaritan Medical Center	SCL Health	Large	234	Urban	12414	12445	13282	12880	12413
1 - Boulder	Longmont United Hospital	Centura Health CHI	Large	186	Urban			6942	6616	5014
Total				712		24566	25066	32758	31752	29835
2 - Colorado Springs	UCHealth Grandview Hospital	UCHealth	Small	22	Urban	Opened 1/1/2017			147	304
2 - Colorado Springs	UCHealth Pikes Peak Regional Hospital	UCHealth	Small	15	CAH					385
2 - Colorado Springs	Penrose-St. Francis Health Services	Centura Health CHI	Large	522	Urban	22735	23009	23102	24343	24801
2 - Colorado Springs	UCHealth Memorial Hospital Central	UCHealth	Large	583	Urban	19261	24619	26480	27497	28195
Total				1142		41996	47628	49582	51987	53685
3 - Denver	UCHealth Broomfield Hospital	UCHealth	Small	22	Urban	Opened 9/1/2016		2	126	126
3 - Denver	Castle Rock Adventist Hospital	Centura Health Adventist	Medium	55	Urban	1727	2542	2606	2899	3364
3 - Denver	National Jewish Health		Medium	46	Urban	71	61	37	37	49
3 - Denver	OrthoColorado Hospital	Centura Health CHI	Medium	48	Urban	2189	2313	2774	2942	3062
3 - Denver	Children's Hospital Colorado	Children's Hospital CO	Large	471	Urban	19123	17547	15062	15415	15214
3 - Denver	Denver Health Medical Center		Large	555	Urban	20626	20880	21205	20943	20963
3 - Denver	Littleton Adventist Hospital	Centura Health Adventist	Large	231	Urban	9192	9544	9265	9202	9900
3 - Denver	Lutheran Medical Center	SCL Health	Large	338	Urban	15157	15361	15983	15749	15115
3 - Denver	North Suburban Medical Center	HealthONE	Large	157	Urban	6704	7098	7717	7691	7708
3 - Denver	Parker Adventist Hospital	Centura Health Adventist	Large	170	Urban	6890	7392	7823	7634	8218
3 - Denver	Platte Valley Medical Center	SCL Health	Large	98	Urban	3085	2984	3301	3439	3176
3 - Denver	Porter Adventist Hospital	Centura Health Adventist	Large	368	Urban	9608	9967	10026	9929	9924
3 - Denver	Presbyterian/St. Luke's Medical Center	HealthONE	Large	680	Urban	11048	10661	11157	10919	11280
3 - Denver	Rose Medical Center	HealthONE	Large	422	Urban	12155	11631	11024	11323	11462
3 - Denver	Sky Ridge Medical Center	HealthONE	Large	284	Urban	13522	14971	16029	17020	16373
3 - Denver	St. Anthony Hospital	Centura Health CHI	Large	237	Urban	10708	11781	11757	11749	11875
3 - Denver	St. Anthony North Health Campus	Centura Health CHI	Large	100	Urban	5792	5329	5770	5584	5525
3 - Denver	St. Joseph Hospital	SCL Health	Large	400	Urban	17839	18600	19547	19909	19332
3 - Denver	Swedish Medical Center	HealthONE	Large	408	Urban	20401	19829	19476	19242	20146
3 - Denver	The Medical Center of Aurora	HealthONE	Large	346	Urban	14953	14940	15327	16456	16842
3 - Denver	UCHealth University of Colorado Hospital	UCHealth	Large	673	Urban	28620	30381	31458	31599	31842
3 - Denver	HealthONE System (charges by system only)	HealthONE		2297		78783	79130	80730	82651	83811
Total				6196		229410	233812	237346	239807	241496
4 - Ft. Collins	Banner Fort Collins Medical Center	Banner Health	Small	23	Urban	Opened 4/3/2015		818	1080	1209
4 - Ft. Collins	Estes Park Health		Small	23	CAH	415	397	371	403	994
4 - Ft. Collins	McKee Medical Center	Banner Health	Large	115	Urban	4352	3949	3400	3323	3067
4 - Ft. Collins	UCHealth Medical Center of the Rockies	UCHealth	Large	174	Urban	9513	10589	10869	11989	11934
4 - Ft. Collins	UCHealth Poudre Valley Hospital	UCHealth	Large	255	Urban	14575	15348	14840	15744	15669
Total				590		28855	30283	30298	32539	32873
5 - Grand Junction	Colorado Canyons Hospital and Medical Center		Small	25	CAH			535	480	454
5 - Grand Junction	Community Hospital		Medium	60	Urban					
5 - Grand Junction	St. Mary's Hospital & Medical Center, Inc.	SCL Health	Large	346	Urban	12600	12731	13103	12909	12767
Total				431		12600	12731	13638	13389	13221
6 - Greeley	UCHealth Longs Peak Hospital	UCHealth	Medium	51	Urban	Opened 8/31/2017				2012
6 - Greeley	North Colorado Medical Center	Banner Health	Large	378	Urban	11963	10822	10283	10726	10399
Total				479		11963	10822	10283	10726	12411
7 - Pueblo	Parkview Medical Center		Large	350	Urban	14459	15673	15774	15630	15382
7 - Pueblo	St. Mary-Corwin Medical Center	Centura Health CHI	Large	408	Urban	5895	6081	6060	6381	5219
Total				758		20354	21754	21834	22011	20601
8 - East	Arkansas Valley Regional Medical Center		Small	25	CAH	1798	1999	1533	1589	1310
8 - East	East Morgan County Hospital	Banner Health	Small	25	CAH	469	412	409	376	464
8 - East	Haxtun Hospital District		Small	25	CAH		92	107	78	110
8 - East	Heart of the Rockies Regional Medical Center		Small	25	CAH	1081	1088	1058	1090	1073
8 - East	Keefe Memorial Health Service District		Small	25	CAH*					
8 - East	Kit Carson County Health Service District		Small	19	CAH*	14175	14424	14708	13748	13892
8 - East	Lincoln Community Hospital		Small	15	CAH*					
8 - East	Melissa Memorial Hospital		Small	15	CAH	181	240	122		239
8 - East	Mt. San Rafael Hospital		Small	25	CAH*	776	672	636	679	600
8 - East	Prowers Medical Center		Small	25	CAH					
8 - East	Rio Grande Hospital		Small	17	CAH	479	476	487	561	590
8 - East	San Luis Valley Health Conejos County Hospital	San Luis Valley	Small	17	CAH	134	130	138	123	156
8 - East	Sedgwick County Health Center		Small	15	CAH*	158	175	152	137	185
8 - East	Southeast Colorado Hospital District		Small	23	CAH*	258	262	265	272	312
8 - East	Spanish Peaks Regional Health Center		Small	20	CAH*				203	240
8 - East	St. Thomas More Hospital	Centura Health CHI	Small	25	CAH	1731	1839	1767	1821	1854
8 - East	Sterling Regional MedCenter	Banner Health	Small	25	Rural	1115	1228	1086	1034	1106
8 - East	Weisbrod Memorial County Hospital		Small	25	CAH*	82	67	48	45	52
8 - East	Wray Community District Hospital		Small	15	CAH*	343	342	347	384	398
8 - East	Yuma District Hospital		Small	15	CAH*					
8 - East	Colorado Plains Medical Center		Medium	50	Rural	1668	1595	1393	1283	1106
8 - East	San Luis Valley Health Regional Medical Center	San Luis Valley	Medium	49	Rural	2421	2378	2402	2323	2388
Total				520		26869	27419	26658	25746	26075
9 - West	Animas Surgical Hospital		Small	12	Rural					
9 - West	Aspen Valley Hospital		Small	25	CAH					
9 - West	Grand River Hospital District		Small	25	CAH	503	506	514	587	599
9 - West	Gunnison Valley Health		Small	24	CAH	576	554	564	527	510
9 - West	Memorial Regional Health		Small	25	CAH*					
9 - West	Middle Park Medical Center - Kremmling		Small	23	CAH					
9 - West	Pagosa Springs Medical Center		Small	11	CAH					
9 - West	Pioneers Medical Center		Small	10	CAH*	199	216	300	267	473
9 - West	Rangely District Hospital		Small	25	CAH*	76	59	55	70	58
9 - West	Southwest Health System, Inc.		Small	25	CAH					
9 - West	St. Vincent General Hospital District		Small	25	CAH	69	6	2	54	165
9 - West	Delta County Memorial Hospital		Medium	49	Rural	1820	1763	1561	1649	1590
9 - West	Mercy Regional Medical Center	Centura Health CHI	Medium	82	Rural	4180	4281	4365	4274	4194
9 - West	Montrose Memorial Hospital		Medium	75	Rural					
9 - West	St. Anthony Summit Medical Center	Centura Health CHI	Medium	35	Rural	1176	1251	1200	1313	1436
9 - West	UCHealth Yampa Valley Medical Center	UCHealth	Medium	39	Rural			1447	1421	1020
9 - West	Vail Health Hospital		Medium	56	Rural	1905	1811	1847	2075	2144
9 - West	Valley View Hospital		Medium	78	Rural	2796	2941	3011	2907	2903
Total				644		13300	13388	14866	15144	15092

\* These Critical Access Hospitals have a Frontier Designation (are based in any county with less than 6 people/square mile)

# Appendix D: Detailed Data by Hospital

Inpatient Charges Commercial										
DOI	Hospital	System	Size	Beds		2014	2015	2016	2017	2018
1 - Boulder	Avista Adventist Hospital	Centura Health Adventist	Large	114	Urban	\$57,935,018	\$69,088,177	\$74,898,519	\$64,992,298	\$74,902,142
1 - Boulder	Boulder Community Health		Large	178	Urban	\$151,360,073	\$145,987,810	\$180,857,935	\$172,697,992	\$175,187,931
1 - Boulder	Good Samaritan Medical Center	SCL Health	Large	234	Urban	\$253,092,595	\$253,479,941	\$255,516,469	\$272,287,816	\$245,618,156
1 - Boulder	Longmont United Hospital	Centura Health CHI	Large	186	Urban			\$294,401,719	\$136,740,798	\$65,058,218
Total						\$462,387,686	\$468,555,928	\$805,674,642	\$646,718,904	\$560,766,447
2 - Colorado Springs	UCHealth Grandview Hospital	UCHealth	Small	22	Urban	Opened 1/1/2017				
2 - Colorado Springs	UCHealth Pikes Peak Regional Hospital	UCHealth	Small	15	CAH					\$342,166
2 - Colorado Springs	Penrose-St. Francis Health Services	Centura Health CHI	Large	522	Urban	\$328,305,567	\$434,974,720	\$443,385,043	\$443,214,363	\$415,678,646
2 - Colorado Springs	UCHealth Memorial Hospital Central	UCHealth	Large	583	Urban	\$174,814,008	\$196,873,095	\$240,476,345	\$283,873,086	\$321,598,647
Total						\$503,119,574	\$631,847,815	\$683,861,388	\$727,087,449	\$739,027,801
3 - Denver	UCHealth Broomfield Hospital	UCHealth	Small	22	Urban	Opened 9/1/2016				
3 - Denver	Castle Rock Adventist Hospital	Centura Health Adventist	Medium	55	Urban	\$32,522,744	\$52,408,833	\$53,756,620	\$56,389,984	\$63,351,778
3 - Denver	National Jewish Health		Medium	46	Urban	\$227,614	\$95,882	\$79,327	\$102,018	\$438,037
3 - Denver	OrthoColorado Hospital	Centura Health CHI	Medium	48	Urban	\$85,393,746	\$97,235,893	\$118,382,104	\$115,246,646	\$122,433,333
3 - Denver	Children's Hospital Colorado	Children's Hospital CO	Large	471	Urban	\$495,002,464	\$530,136,157	\$541,339,633	\$551,374,378	\$658,196,927
3 - Denver	Denver Health Medical Center		Large	555	Urban	\$190,508,638	\$201,994,854	\$194,767,731	\$198,910,828	\$225,225,435
3 - Denver	Littleton Adventist Hospital	Centura Health Adventist	Large	231	Urban	\$191,235,656	\$242,038,540	\$235,830,943	\$211,291,803	\$210,579,218
3 - Denver	Lutheran Medical Center	SCL Health	Large	338	Urban	\$176,429,139	\$167,426,798	\$192,902,908	\$197,103,607	\$191,661,206
3 - Denver	North Suburban Medical Center	HealthONE	Large	157	Urban	Charges by System Only				
3 - Denver	Parker Adventist Hospital	Centura Health Adventist	Large	170	Urban	\$188,177,300	\$236,859,923	\$248,648,365	\$211,995,206	\$209,869,722
3 - Denver	Platte Valley Medical Center	SCL Health	Large	98	Urban	\$25,194,077	\$24,045,333	\$30,257,841	\$31,986,391	\$30,363,273
3 - Denver	Porter Adventist Hospital	Centura Health Adventist	Large	368	Urban	\$232,844,379	\$274,501,866	\$259,879,617	\$236,858,622	\$240,725,810
3 - Denver	Presbyterian/St. Luke's Medical Center	HealthONE	Large	680	Urban	Charges by System Only				
3 - Denver	Rose Medical Center	HealthONE	Large	422	Urban	Charges by System Only				
3 - Denver	Sky Ridge Medical Center	HealthONE	Large	284	Urban	Charges by System Only				
3 - Denver	St. Anthony Hospital	Centura Health CHI	Large	237	Urban	\$291,570,206	\$374,854,245	\$366,589,883	\$307,643,729	\$308,402,588
3 - Denver	St. Anthony North Health Campus	Centura Health CHI	Large	100	Urban	\$50,489,587	\$84,105,425	\$74,788,959	\$57,812,815	\$72,032,646
3 - Denver	St. Joseph Hospital	SCL Health	Large	400	Urban	\$464,434,973	\$488,926,668	\$512,076,375	\$569,846,970	\$564,296,913
3 - Denver	Swedish Medical Center	HealthONE	Large	408	Urban	Charges by System Only				
3 - Denver	The Medical Center of Aurora	HealthONE	Large	346	Urban	Charges by System Only				
3 - Denver	UCHealth University of Colorado Hospital	UCHealth	Large	673	Urban	\$724,454,958	\$833,949,667	\$893,911,249	\$1,009,687,296	\$1,132,049,190
3 - Denver	HealthONE System (charges by system only)	HealthONE		2297		\$2,359,911,000	\$2,471,439,000	\$2,789,718,000	\$3,090,528,000	\$3,309,665,000
Total						\$5,508,396,480	\$6,080,019,084	\$6,512,929,555	\$6,846,778,292	\$7,340,199,439
4 - Ft. Collins	Banner Fort Collins Medical Center	Banner Health	Small	23	Urban	Opened 4/3/2015				
4 - Ft. Collins	Estes Park Health		Small	23	CAH	\$2,189,500	\$2,400,413	\$2,266,301	\$2,284,706	\$3,018,515
4 - Ft. Collins	McKee Medical Center	Banner Health	Large	115	Urban	\$32,194,180	\$32,515,820	\$30,455,664	\$28,690,129	\$29,097,384
4 - Ft. Collins	UCHealth Medical Center of the Rockies	UCHealth	Large	174	Urban	\$136,804,162	\$159,864,808	\$166,175,703	\$169,483,555	\$195,957,323
4 - Ft. Collins	UCHealth Poudre Valley Hospital	UCHealth	Large	255	Urban	\$150,207,414	\$151,005,676	\$147,435,233	\$151,035,060	\$152,118,205
Total						\$321,395,257	\$345,786,717	\$355,495,130	\$360,567,121	\$391,882,553
5 - Grand Junction	Colorado Canyons Hospital and Medical Center		Small	25	CAH			\$4,577,735	\$3,575,978	\$3,362,652
5 - Grand Junction	Community Hospital		Medium	60	Urban					
5 - Grand Junction	St. Mary's Hospital & Medical Center, Inc.	SCL Health	Large	346	Urban	\$135,253,837	\$121,312,188	\$135,261,153	\$123,645,027	\$122,603,450
Total						\$135,253,837	\$121,312,188	\$139,838,888	\$127,221,005	\$125,966,102
6 - Greeley	UCHealth Longs Peak Hospital	UCHealth	Medium	51	Urban	Opened 8/31/2017				
6 - Greeley	North Colorado Medical Center	Banner Health	Large	378	Urban	\$110,103,193	\$112,445,324	\$107,478,336	\$106,262,664	\$105,494,340
Total						\$110,103,193	\$112,445,324	\$107,478,336	\$106,262,664	\$105,889,382
7 - Pueblo	Parkview Medical Center		Large	350	Urban	\$245,321,336	\$259,470,696	\$289,649,276	\$309,859,461	\$355,222,234
7 - Pueblo	St. Mary-Corwin Medical Center	Centura Health CHI	Large	408	Urban	\$45,143,234	\$64,301,749	\$64,098,453	\$70,708,183	\$52,892,529
Total						\$290,464,570	\$323,772,445	\$353,747,729	\$380,567,644	\$408,114,763
8 - East	Arkansas Valley Regional Medical Center		Small	25	CAH	\$4,146,632	\$2,419,738	\$4,062,705	\$3,920,610	\$2,054,769
8 - East	East Morgan County Hospital	Banner Health	Small	25	CAH	\$1,407,115	\$1,148,290	\$1,846,215	\$1,443,972	\$1,551,112
8 - East	Haxton Hospital District		Small	25	CAH		\$239,658	\$67,427	\$302,964	\$14,292
8 - East	Heart of the Rockies Regional Medical Center		Small	25	CAH	\$5,890,801	\$6,783,564	\$7,090,566	\$5,174,633	\$4,764,384
8 - East	Keefe Memorial Health Service District		Small	25	CAH*					
8 - East	Kit Carson County Health Service District		Small	19	CAH*	\$384,004	\$128,997	\$292,347	\$98,345	\$104,028
8 - East	Lincoln Community Hospital		Small	15	CAH*					
8 - East	Melissa Memorial Hospital		Small	15	CAH	\$456,338	\$322,188	\$188,015		\$955,151
8 - East	Mt. San Rafael Hospital		Small	25	CAH*	\$1,372,633	\$1,403,526	\$1,663,129	\$1,301,393	\$2,486,417
8 - East	Prowers Medical Center		Small	25	CAH					
8 - East	Rio Grande Hospital		Small	17	CAH	\$410,255	\$657,974	\$684,212	\$439,087	\$570,887
8 - East	San Luis Valley Health Conejos County Hospital	San Luis Valley	Small	17	CAH	\$21,095	\$53,186	\$112,490	\$64,629	\$12,594
8 - East	Sedgwick County Health Center		Small	15	CAH*	\$166,663	\$394,927	\$368,109	\$320,279	\$374,470
8 - East	Southeast Colorado Hospital District		Small	23	CAH*	\$179,141	\$316,189	\$137,042	\$248,120	\$122,682
8 - East	Spanish Peaks Regional Health Center		Small	20	CAH*				\$222,409	\$206,173
8 - East	St. Thomas More Hospital	Centura Health CHI	Small	25	CAH	\$10,449,043	\$12,670,199	\$9,697,893	\$12,477,879	\$12,906,273
8 - East	Sterling Regional MedCenter	Banner Health	Small	25	Rural	\$3,435,679	\$6,981,140	\$4,685,421	\$4,866,745	\$5,159,663
8 - East	Weisbrod Memorial County Hospital		Small	25	CAH*	\$86,988	\$154,743	\$11,257		\$4,858
8 - East	Wray Community District Hospital		Small	15	CAH*	\$1,136,675	\$1,665,862	\$1,470,669	\$1,739,560	\$2,595,473
8 - East	Yuma District Hospital		Small	15	CAH*					
8 - East	Colorado Plains Medical Center		Medium	50	Rural	\$12,322,817	\$9,744,258	\$10,237,800	\$10,463,503	\$9,720,267
8 - East	San Luis Valley Health Regional Medical Center	San Luis Valley	Medium	49	Rural	\$6,492,705	\$7,076,919	\$7,668,413	\$8,110,711	\$8,455,977
Total						\$48,358,584	\$52,161,358	\$50,283,710	\$51,194,840	\$51,814,107
9 - West	Animas Surgical Hospital		Small	12	Rural					
9 - West	Aspen Valley Hospital		Small	25	CAH					
9 - West	Grand River Hospital District		Small	25	CAH	\$3,581,291	\$2,803,879	\$2,905,640	\$3,686,897	\$4,990,937
9 - West	Gunnison Valley Health		Small	24	CAH	\$4,694,178	\$3,682,198	\$3,963,817	\$4,255,785	\$4,301,781
9 - West	Memorial Regional Health		Small	25	CAH*					
9 - West	Middle Park Medical Center - Kremmling		Small	23	CAH					
9 - West	Pagosa Springs Medical Center		Small	11	CAH					
9 - West	Pioneers Medical Center		Small	10	CAH*	\$1,639,565	\$1,050,482	\$1,731,624	\$1,403,411	\$3,298,076
9 - West	Rangely District Hospital		Small	25	CAH*	\$105,341	\$111,537	\$154,834	\$43,386	\$70,862
9 - West	Southwest Health System, Inc.		Small	25	CAH					
9 - West	St. Vincent General Hospital District		Small	25	CAH	\$233,880	\$8,067		\$262,059	\$169,974
9 - West	Delta County Memorial Hospital		Medium	49	Rural	\$5,968,214	\$5,678,365	\$5,588,862	\$5,143,811	\$5,814,198
9 - West	Mercy Regional Medical Center	Centura Health CHI	Medium	82	Rural	\$52,185,612	\$66,485,838	\$74,639,755	\$75,062,630	\$73,918,505
9 - West	Montrose Memorial Hospital		Medium	75	Rural					
9 - West	St. Anthony Summit Medical Center	Centura Health CHI	Medium	35	Rural	\$31,355,170	\$32,642,584	\$32,741,994	\$30,544,752	\$34,794,593
9 - West	UCHealth Yampa Valley Medical Center	UCHealth	Medium	39	Rural					\$13,307,147
9 - West	Vail Health Hospital		Medium	56	Rural	\$52,925,538	\$46,498,083	\$50,925,665	\$53,851,017	\$52,997,848
9 - West	Valley View Hospital		Medium	78	Rural	\$38,672,841	\$42,790,855	\$49,719,282	\$45,961,488	\$45,980,745
Total						\$191,361,630	\$201,751,888	\$222,371,472	\$220,215,236	\$239,644,666

\* These Critical Access Hospitals have a Frontier Designation (are based in any county with less than 6 people/square mile)



## Appendix D: Detailed Data by Hospital

Inpatient Charges Medicaid										
DOI	Hospital	System	Size	Beds		2014	2015	2016	2017	2018
1 - Boulder	Avista Adventist Hospital	Centura Health Adventist	Large	114	Urban	\$27,176,009	\$31,032,458	\$32,699,201	\$32,430,207	\$39,787,521
1 - Boulder	Boulder Community Health		Large	178	Urban	\$55,132,516	\$69,285,205	\$61,582,891	\$63,927,545	\$71,049,557
1 - Boulder	Good Samaritan Medical Center	SCL Health	Large	234	Urban	\$41,379,844	\$54,105,066	\$61,618,513	\$66,417,211	\$70,571,261
1 - Boulder	Longmont United Hospital	Centura Health CHI	Large	186	Urban				\$41,638,636	\$57,291,140
Total				712		\$123,688,369	\$154,422,729	\$155,900,605	\$204,413,598	\$238,699,479
2 - Colorado Springs	UCHealth Grandview Hospital	UCHealth	Small	22	Urban	Opened 1/1/2017				
2 - Colorado Springs	UCHealth Pikes Peak Regional Hospital	UCHealth	Small	15	CAH					\$1,948,782
2 - Colorado Springs	Penrose-St. Francis Health Services	Centura Health CHI	Large	522	Urban	\$107,411,493	\$142,287,316	\$156,067,529	\$179,679,895	\$218,712,038
2 - Colorado Springs	UCHealth Memorial Hospital Central	UCHealth	Large	583	Urban	\$146,397,180	\$215,288,551	\$339,110,630	\$406,630,422	\$481,484,080
Total				1142		\$253,808,673	\$357,575,867	\$495,178,160	\$586,310,317	\$702,334,883
3 - Denver	UCHealth Broomfield Hospital	UCHealth	Small	22	Urban	Opened 9/1/2016				
3 - Denver	Castle Rock Adventist Hospital	Centura Health Adventist	Medium	55	Urban	\$6,030,873	\$10,891,317	\$16,685,443	\$17,326,367	\$24,926,970
3 - Denver	National Jewish Health		Medium	46	Urban	\$263,333	\$283,477	\$137,959	\$199,559	\$188,494
3 - Denver	OrthoColorado Hospital	Centura Health CHI	Medium	48	Urban			\$186	\$96,337	\$20,244
3 - Denver	Children's Hospital Colorado	Children's Hospital CO	Large	471	Urban	\$722,858,138	\$697,378,052	\$687,531,079	\$734,977,674	\$823,997,181
3 - Denver	Denver Health Medical Center		Large	555	Urban	\$493,579,453	\$532,587,821	\$497,746,522	\$475,173,028	\$494,114,825
3 - Denver	Littleton Adventist Hospital	Centura Health Adventist	Large	231	Urban	\$57,031,934	\$61,952,852	\$65,914,078	\$71,847,714	\$74,498,094
3 - Denver	Lutheran Medical Center	SCL Health	Large	338	Urban	\$109,465,256	\$128,980,084	\$140,767,758	\$155,759,312	\$163,212,357
3 - Denver	North Suburban Medical Center	HealthONE	Large	157	Urban	Charges by System Only				
3 - Denver	Parker Adventist Hospital	Centura Health Adventist	Large	170	Urban	\$36,131,010	\$48,134,922	\$61,759,147	\$59,255,783	\$60,879,157
3 - Denver	Platte Valley Medical Center	SCL Health	Large	98	Urban	\$22,668,056	\$20,684,355	\$24,500,882	\$31,831,587	\$28,762,958
3 - Denver	Porter Adventist Hospital	Centura Health Adventist	Large	368	Urban	\$74,059,680	\$107,789,573	\$91,047,808	\$103,331,901	\$114,008,587
3 - Denver	Presbyterian/St. Luke's Medical Center	HealthONE	Large	680	Urban	Charges by System Only				
3 - Denver	Rose Medical Center	HealthONE	Large	422	Urban	Charges by System Only				
3 - Denver	Sky Ridge Medical Center	HealthONE	Large	284	Urban	Charges by System Only				
3 - Denver	St. Anthony Hospital	Centura Health CHI	Large	237	Urban	\$117,614,766	\$159,663,584	\$193,790,165	\$197,775,126	\$199,296,075
3 - Denver	St. Anthony North Health Campus	Centura Health CHI	Large	100	Urban	\$53,179,280	\$54,813,024	\$67,008,862	\$56,056,435	\$51,570,753
3 - Denver	St. Joseph Hospital	SCL Health	Large	400	Urban	\$115,893,182	\$181,036,591	\$205,987,924	\$245,359,729	\$239,118,714
3 - Denver	Swedish Medical Center	HealthONE	Large	408	Urban	Charges by System Only				
3 - Denver	The Medical Center of Aurora	HealthONE	Large	346	Urban	Charges by System Only				
3 - Denver	UCHealth University of Colorado Hospital	UCHealth	Large	673	Urban	\$522,963,469	\$617,995,089	\$731,486,577	\$812,930,291	\$930,034,562
3 - Denver	HealthONE System (charges by system only)	HealthONE		2297		\$1,138,972,000	\$1,401,287,000	\$1,644,728,000	\$1,846,845,000	\$2,104,810,000
Total				6196		\$3,470,710,430	\$4,023,477,740	\$4,429,092,389	\$4,806,765,843	\$5,310,155,421
4 - Ft. Collins	Banner Fort Collins Medical Center	Banner Health	Small	23	Urban	Opened 4/3/2015				
4 - Ft. Collins	Estes Park Health		Small	23	CAH	\$806,609	\$2,241,874	\$6,580,909	\$9,455,684	\$8,407,964
4 - Ft. Collins	McKee Medical Center	Banner Health	Large	115	Urban	\$19,065,221	\$20,448,864	\$23,580,823	\$21,536,475	\$21,194,784
4 - Ft. Collins	UCHealth Medical Center of the Rockies	UCHealth	Large	174	Urban	\$47,234,567	\$68,586,275	\$70,515,047	\$74,211,688	\$86,659,914
4 - Ft. Collins	UCHealth Poudre Valley Hospital	UCHealth	Large	255	Urban	\$63,891,013	\$82,196,619	\$87,120,773	\$100,611,897	\$109,403,706
Total				590		\$130,997,411	\$173,473,633	\$189,220,900	\$207,572,269	\$227,787,338
5 - Grand Junction	Colorado Canyons Hospital and Medical Center		Small	25	CAH			\$544,743	\$360,645	\$474,195
5 - Grand Junction	Community Hospital		Medium	60	Urban					
5 - Grand Junction	St. Mary's Hospital & Medical Center, Inc.	SCL Health	Large	346	Urban	\$137,279,612	\$136,773,861	\$141,923,752	\$142,761,882	\$140,285,549
Total				431		\$137,279,612	\$136,773,861	\$142,468,495	\$143,122,527	\$140,759,744
6 - Greeley	UCHealth Longs Peak Hospital	UCHealth	Medium	51	Urban	Opened 8/31/2017				
6 - Greeley	North Colorado Medical Center	Banner Health	Large	378	Urban	\$83,504,624	\$102,837,074	\$117,625,970	\$132,438,930	\$130,798,005
Total				479		\$83,504,624	\$102,837,074	\$117,625,970	\$132,438,930	\$147,332,055
7 - Pueblo	Parkview Medical Center		Large	350	Urban	\$120,331,363	\$158,481,810	\$186,224,471	\$214,592,118	\$232,682,293
7 - Pueblo	St. Mary-Corwin Medical Center	Centura Health CHI	Large	408	Urban	\$50,366,204	\$58,987,477	\$67,644,708	\$77,036,728	\$66,445,541
Total				758		\$170,697,567	\$217,469,287	\$253,869,179	\$291,628,846	\$299,127,834
8 - East	Arkansas Valley Regional Medical Center		Small	25	CAH	\$4,359,825	\$3,098,461	\$4,300,822	\$4,439,560	\$4,487,568
8 - East	East Morgan County Hospital	Banner Health	Small	25	CAH	\$1,856,250	\$878,375	\$1,722,962	\$2,100,450	\$2,361,419
8 - East	Haxton Hospital District		Small	25	CAH		\$679,092	\$603,206	\$781,701	\$717,790
8 - East	Heart of the Rockies Regional Medical Center		Small	25	CAH	\$3,946,038	\$3,594,221	\$3,547,271	\$3,272,768	\$3,521,364
8 - East	Keefe Memorial Health Service District		Small	25	CAH*					
8 - East	Kit Carson County Health Service District		Small	19	CAH*	\$175,643	\$33,129	\$408,855	\$33,312	\$34,244
8 - East	Lincoln Community Hospital		Small	15	CAH*					
8 - East	Melissa Memorial Hospital		Small	15	CAH	\$128,681	\$190,872	\$253,057		\$482,579
8 - East	Mt. San Rafael Hospital		Small	25	CAH*	\$2,097,534	\$2,461,595	\$2,892,447	\$2,616,798	\$1,903,072
8 - East	Prowers Medical Center		Small	25	CAH					
8 - East	Rio Grande Hospital		Small	17	CAH	\$494,314	\$652,642	\$486,363	\$763,711	\$656,016
8 - East	San Luis Valley Health Conejos County Hospital	San Luis Valley	Small	17	CAH	\$104,966	\$174,213	\$300,403	\$130,726	\$187,006
8 - East	Sedgwick County Health Center		Small	15	CAH*	\$1,600,862	\$1,537,250	\$1,374,787	\$1,526,827	\$1,832,859
8 - East	Southeast Colorado Hospital District		Small	23	CAH*	\$3,095,954	\$3,720,335	\$3,504,765	\$3,476,010	\$3,574,852
8 - East	Spanish Peaks Regional Health Center		Small	20	CAH*				\$368,929	\$400,427
8 - East	St. Thomas More Hospital	Centura Health CHI	Small	25	CAH	\$11,576,565	\$15,360,427	\$14,867,115	\$16,466,865	\$15,487,532
8 - East	Sterling Regional MedCenter	Banner Health	Small	25	Rural	\$4,366,347	\$4,391,400	\$5,022,309	\$5,128,536	\$5,576,085
8 - East	Weisbrod Memorial County Hospital		Small	25	CAH*	\$922,398	\$999,556	\$1,125,634	\$1,012,881	\$913,461
8 - East	Wray Community District Hospital		Small	15	CAH*	\$920,553	\$1,117,529	\$1,390,831	\$1,598,772	\$1,430,890
8 - East	Yuma District Hospital		Small	15	CAH*					
8 - East	Colorado Plains Medical Center		Medium	50	Rural	\$8,696,576	\$10,204,971	\$8,599,602	\$9,512,624	\$9,317,924
8 - East	San Luis Valley Health Regional Medical Center	San Luis Valley	Medium	49	Rural	\$10,704,422	\$13,506,153	\$13,450,934	\$13,109,585	\$16,523,522
Total				520		\$55,046,928	\$62,600,221	\$63,851,363	\$66,340,055	\$69,408,611
9 - West	Animas Surgical Hospital		Small	12	Rural					
9 - West	Aspen Valley Hospital		Small	25	CAH					
9 - West	Grand River Hospital District		Small	25	CAH	\$2,007,455	\$3,385,160	\$2,747,330	\$2,906,862	\$4,018,722
9 - West	Gunnison Valley Health		Small	24	CAH	\$1,478,311	\$1,716,219	\$1,936,009	\$1,986,130	\$2,077,480
9 - West	Memorial Regional Health		Small	25	CAH*					
9 - West	Middle Park Medical Center - Kremmling		Small	23	CAH					
9 - West	Pagosa Springs Medical Center		Small	11	CAH					
9 - West	Pioneers Medical Center		Small	10	CAH*	\$915,633	\$238,746	\$247,375	\$623,738	\$363,533
9 - West	Rangely District Hospital		Small	25	CAH*	\$34,571	\$107,769	\$100,140	\$15,685	\$35,667
9 - West	Southwest Health System, Inc.		Small	25	CAH					
9 - West	St. Vincent General Hospital District		Small	25	CAH	\$386,320	\$21,184	\$45,102	\$111,941	\$201,519
9 - West	Delta County Memorial Hospital		Medium	49	Rural	\$5,252,491	\$6,292,197	\$5,527,607	\$7,009,089	\$6,183,377
9 - West	Mercy Regional Medical Center	Centura Health CHI	Medium	82	Rural	\$19,571,029	\$29,137,202	\$31,242,490	\$38,900,153	\$42,513,255
9 - West	Montrose Memorial Hospital		Medium	75	Rural					
9 - West	St. Anthony Summit Medical Center	Centura Health CHI	Medium	35	Rural	\$6,036,534	\$7,824,312	\$8,414,091	\$7,735,260	\$8,551,505
9 - West	UCHealth Yampa Valley Medical Center	UCHealth	Medium	39	Rural					\$4,295,269
9 - West	Vail Health Hospital		Medium	56	Rural	\$7,222,306	\$8,276,757	\$9,027,243	\$8,294,600	\$7,634,671
9 - West	Valley View Hospital		Medium	78	Rural	\$22,871,691	\$26,897,287	\$36,074,791	\$29,328,253	\$29,470,764
Total				644		\$65,776,341	\$83,896,833	\$93,362,171	\$96,911,710	\$105,345,762

\* These Critical Access Hospitals have a Frontier Designation (are based in any county with less than 6 people/square mile)

## Appendix D: Detailed Data by Hospital

Inpatient Charges Medicare										
DOI	Hospital	System	Size	Beds		2014	2015	2016	2017	2018
1 - Boulder	Avista Adventist Hospital	Centura Health Adventist	Large	114	Urban	\$38,603,794	\$45,742,877	\$46,433,124	\$49,390,068	\$52,647,942
1 - Boulder	Boulder Community Health		Large	178	Urban	\$217,445,209	\$268,256,247	\$288,962,415	\$343,293,886	\$330,309,845
1 - Boulder	Good Samaritan Medical Center	SCL Health	Large	234	Urban	\$342,443,448	\$359,093,399	\$388,755,738	\$409,314,761	\$413,763,629
1 - Boulder	Longmont United Hospital	Centura Health CHI	Large	186	Urban				\$121,198,700	\$161,154,242
Total				712		\$598,492,451	\$673,092,523	\$724,151,277	\$923,197,414	\$957,875,658
2 - Colorado Springs	UCHealth Grandview Hospital	UCHealth	Small	22	Urban	Opened 1/1/2017				
2 - Colorado Springs	UCHealth Pikes Peak Regional Hospital	UCHealth	Small	15	CAH					\$3,034,947
2 - Colorado Springs	Penrose-St. Francis Health Services	Centura Health CHI	Large	522	Urban	\$557,443,792	\$587,496,457	\$608,072,994	\$688,555,806	\$857,000,305
2 - Colorado Springs	UCHealth Memorial Hospital Central	UCHealth	Large	583	Urban	\$401,767,599	\$437,240,656	\$488,358,492	\$574,409,907	\$689,462,074
Total				1142		\$959,211,391	\$1,024,737,113	\$1,096,431,486	\$1,262,965,713	\$1,550,577,154
3 - Denver	UCHealth Broomfield Hospital	UCHealth	Small	22	Urban	Opened 9/1/2016				
3 - Denver	Castle Rock Adventist Hospital	Centura Health Adventist	Medium	55	Urban	\$34,429,744	\$51,075,421	\$50,875,151	\$68,702,201	\$77,027,963
3 - Denver	National Jewish Health		Medium	46	Urban	\$43,830	\$103,289			\$79,654
3 - Denver	OrthoColorado Hospital	Centura Health CHI	Medium	48	Urban	\$87,211,609	\$95,442,622	\$134,424,274	\$149,852,034	\$157,555,051
3 - Denver	Children's Hospital Colorado	Children's Hospital CO	Large	471	Urban	\$4,819,377	\$9,984,117	\$12,483,355	\$2,996,759	\$6,193,287
3 - Denver	Denver Health Medical Center		Large	555	Urban	\$145,748,473	\$158,821,875	\$140,471,622	\$148,685,013	\$169,399,382
3 - Denver	Littleton Adventist Hospital	Centura Health Adventist	Large	231	Urban	\$262,221,484	\$299,640,994	\$312,454,442	\$344,234,271	\$399,301,613
3 - Denver	Lutheran Medical Center	SCL Health	Large	338	Urban	\$363,381,001	\$386,952,989	\$435,450,786	\$474,522,803	\$485,367,250
3 - Denver	North Suburban Medical Center	HealthONE	Large	157	Urban	Charges by System Only				
3 - Denver	Parker Adventist Hospital	Centura Health Adventist	Large	170	Urban	\$153,748,667	\$185,661,213	\$213,241,281	\$237,160,695	\$272,289,423
3 - Denver	Platte Valley Medical Center	SCL Health	Large	98	Urban	\$43,611,184	\$38,908,603	\$50,354,097	\$56,547,513	\$61,021,214
3 - Denver	Porter Adventist Hospital	Centura Health Adventist	Large	368	Urban	\$347,374,789	\$383,651,362	\$416,459,542	\$424,005,118	\$436,382,456
3 - Denver	Presbyterian/St. Luke's Medical Center	HealthONE	Large	680	Urban	Charges by System Only				
3 - Denver	Rose Medical Center	HealthONE	Large	422	Urban	Charges by System Only				
3 - Denver	Sky Ridge Medical Center	HealthONE	Large	284	Urban	Charges by System Only				
3 - Denver	St. Anthony Hospital	Centura Health CHI	Large	237	Urban	\$399,148,098	\$446,910,183	\$467,809,039	\$511,551,702	\$504,280,067
3 - Denver	St. Anthony North Health Campus	Centura Health CHI	Large	100	Urban	\$140,572,012	\$126,640,661	\$122,252,639	\$128,596,389	\$143,547,958
3 - Denver	St. Joseph Hospital	SCL Health	Large	400	Urban	\$510,683,794	\$565,472,450	\$633,457,019	\$688,049,059	\$710,563,335
3 - Denver	Swedish Medical Center	HealthONE	Large	408	Urban	Charges by System Only				
3 - Denver	The Medical Center of Aurora	HealthONE	Large	346	Urban	Charges by System Only				
3 - Denver	UCHealth University of Colorado Hospital	UCHealth	Large	673	Urban	\$873,629,845	\$992,159,448	\$1,109,720,418	\$1,264,082,553	\$1,480,237,195
3 - Denver	HealthONE System (charges by system only)	HealthONE		2297		\$2,760,404,000	\$3,031,866,999	\$3,404,679,000	\$3,969,299,000	\$4,406,384,000
Total				6196		\$6,127,027,907	\$6,773,292,225	\$7,504,132,666	\$8,468,285,109	\$9,310,338,168
4 - Ft. Collins	Banner Fort Collins Medical Center	Banner Health	Small	23	Urban	Opened 4/3/2015				
4 - Ft. Collins	Estes Park Health		Small	23	CAH	\$6,461,857	\$5,730,205	\$6,371,254	\$7,211,359	\$7,456,555
4 - Ft. Collins	McKee Medical Center	Banner Health	Large	115	Urban	\$67,027,508	\$65,777,102	\$57,811,257	\$64,199,936	\$72,869,758
4 - Ft. Collins	UCHealth Medical Center of the Rockies	UCHealth	Large	174	Urban	\$283,744,824	\$306,764,781	\$347,838,277	\$405,075,691	\$430,347,557
4 - Ft. Collins	UCHealth Poudre Valley Hospital	UCHealth	Large	255	Urban	\$252,221,205	\$284,971,907	\$280,031,746	\$319,883,956	\$341,579,497
Total				590		\$609,455,394	\$663,243,994	\$700,439,286	\$808,115,295	\$867,141,273
5 - Grand Junction	Colorado Canyons Hospital and Medical Center		Small	25	CAH			\$5,287,474	\$5,885,167	\$4,356,707
5 - Grand Junction	Community Hospital		Medium	60	Urban					
5 - Grand Junction	St. Mary's Hospital & Medical Center, Inc.	SCL Health	Large	346	Urban	\$277,745,904	\$300,294,939	\$319,845,505	\$337,128,009	\$357,538,278
Total				431		\$277,745,904	\$300,294,939	\$325,132,979	\$343,013,176	\$361,894,985
6 - Greeley	UCHealth Longs Peak Hospital	UCHealth	Medium	51	Urban	Opened 8/31/2017				
6 - Greeley	North Colorado Medical Center	Banner Health	Large	378	Urban	\$247,117,843	\$235,973,316	\$240,734,943	\$272,273,094	\$275,296,536
Total				479		\$247,117,843	\$235,973,316	\$240,734,943	\$272,273,094	\$275,296,536
7 - Pueblo	Parkview Medical Center		Large	350	Urban	\$320,477,311	\$345,388,636	\$389,287,853	\$413,064,224	\$422,779,206
7 - Pueblo	St. Mary-Corwin Medical Center	Centura Health CHI	Large	408	Urban	\$145,700,994	\$154,352,090	\$172,157,412	\$193,254,452	\$185,131,196
Total				758		\$466,178,305	\$499,740,726	\$561,445,265	\$606,318,676	\$607,910,402
8 - East	Arkansas Valley Regional Medical Center		Small	25	CAH	\$14,572,354	\$11,266,920	\$12,249,406	\$13,098,239	\$13,561,439
8 - East	East Morgan County Hospital	Banner Health	Small	25	CAH	\$6,781,485	\$7,177,275	\$4,733,088	\$4,718,096	\$4,004,461
8 - East	Haxtun Hospital District		Small	25	CAH		\$2,048,714	\$1,067,975	\$1,413,614	\$1,619,566
8 - East	Heart of the Rockies Regional Medical Center		Small	25	CAH	\$10,131,975	\$11,289,772	\$11,953,326	\$13,845,825	\$16,725,727
8 - East	Keefe Memorial Health Service District		Small	25	CAH*					
8 - East	Kit Carson County Health Service District		Small	19	CAH*	\$552,760	\$246,872	\$981,444	\$225,988	\$238,355
8 - East	Lincoln Community Hospital		Small	15	CAH*					
8 - East	Melissa Memorial Hospital		Small	15	CAH	\$1,675,420	\$1,584,072	\$1,492,713		\$5,758,878
8 - East	Mt. San Rafael Hospital		Small	25	CAH*	\$8,504,385	\$8,147,868	\$7,198,611	\$7,289,915	\$7,192,697
8 - East	Prowers Medical Center		Small	25	CAH					
8 - East	Rio Grande Hospital		Small	17	CAH	\$4,333,675	\$4,105,195	\$5,383,703	\$4,607,308	\$5,328,255
8 - East	San Luis Valley Health Conejos County Hospital	San Luis Valley	Small	17	CAH	\$1,340,130	\$1,320,251	\$1,996,119	\$1,898,025	\$1,898,002
8 - East	Sedgwick County Health Center		Small	15	CAH*	\$1,013,736	\$997,460	\$650,159	\$620,459	\$1,557,293
8 - East	Southeast Colorado Hospital District		Small	23	CAH*	\$3,096,779	\$3,985,951	\$4,784,273	\$3,732,859	\$5,017,208
8 - East	Spanish Peaks Regional Health Center		Small	20	CAH*				\$1,366,507	\$1,355,557
8 - East	St. Thomas More Hospital	Centura Health CHI	Small	25	CAH	\$24,619,301	\$25,988,999	\$30,254,509	\$29,496,923	\$31,866,830
8 - East	Sterling Regional MedCenter	Banner Health	Small	25	Rural	\$13,280,430	\$12,557,720	\$12,931,386	\$14,038,286	\$14,839,947
8 - East	Weisbrod Memorial County Hospital		Small	25	CAH*	\$850,713	\$761,717	\$607,769	\$1,121,300	\$533,934
8 - East	Wray Community District Hospital		Small	15	CAH*	\$2,406,363	\$1,691,347	\$1,160,422	\$2,823,032	\$3,887,520
8 - East	Yuma District Hospital		Small	15	CAH*					
8 - East	Colorado Plains Medical Center		Medium	50	Rural	\$23,910,542	\$26,506,448	\$26,748,514	\$27,069,915	\$24,067,583
8 - East	San Luis Valley Health Regional Medical Center	San Luis Valley	Medium	49	Rural	\$17,304,295	\$21,815,902	\$20,561,063	\$23,016,940	\$28,212,930
Total				520		\$134,374,343	\$141,492,483	\$144,754,480	\$150,381,431	\$167,666,182
9 - West	Animas Surgical Hospital		Small	12	Rural					
9 - West	Aspen Valley Hospital		Small	25	CAH					
9 - West	Grand River Hospital District		Small	25	CAH	\$6,387,406	\$7,419,589	\$7,519,594	\$10,952,350	\$10,806,667
9 - West	Gunnison Valley Health		Small	24	CAH	\$4,197,318	\$4,751,821	\$6,562,738	\$6,924,537	\$12,273,949
9 - West	Memorial Regional Health		Small	25	CAH*					
9 - West	Middle Park Medical Center - Kremmling		Small	23	CAH					
9 - West	Pagosa Springs Medical Center		Small	11	CAH					
9 - West	Pioneers Medical Center		Small	10	CAH*	\$1,566,765	\$1,527,973	\$2,968,499	\$3,118,691	\$4,125,789
9 - West	Rangely District Hospital		Small	25	CAH*	\$460,170	\$439,117	\$351,420	\$556,814	\$291,560
9 - West	Southwest Health System, Inc.		Small	25	CAH					
9 - West	St. Vincent General Hospital District		Small	25	CAH	\$360,591	\$13,775		\$313,133	\$313,680
9 - West	Delta County Memorial Hospital		Medium	49	Rural	\$21,856,237	\$21,506,630	\$22,598,708	\$24,548,226	\$26,827,634
9 - West	Mercy Regional Medical Center	Centura Health CHI	Medium	82	Rural	\$67,800,214	\$82,089,666	\$86,093,031	\$105,994,777	\$121,920,566
9 - West	Montrose Memorial Hospital		Medium	75	Rural					
9 - West	St. Anthony Summit Medical Center	Centura Health CHI	Medium	35	Rural	\$8,240,632	\$8,854,393	\$10,576,642	\$11,691,801	\$18,627,747
9 - West	UCHealth Yampa Valley Medical Center	UCHealth	Medium	39	Rural					\$13,675,669
9 - West	Vail Health Hospital		Medium	56	Rural	\$19,398,515	\$19,831,095	\$18,850,963	\$29,835,092	\$33,619,215
9 - West	Valley View Hospital		Medium	78	Rural	\$36,459,886	\$50,187,354	\$56,301,127	\$61,819,092	\$63,353,230
Total				644		\$165,967,735	\$196,621,413	\$211,822,722	\$255,754,513	\$305,835,706
* These Critical Access Hospitals have a Frontier Designation (are based in any county with less than 6 people/square mile)										

\* These Critical Access Hospitals have a Frontier Designation (are based in any county with less than 6 people/square mile)

Inpatient Charges Self Pay										
DOI	Hospital	System	Size	Beds		2014	2015	2016	2017	2018
1 - Boulder	Avista Adventist Hospital	Centura Health Adventist	Large	114	Urban	\$1,914,251	\$717,346	\$987,156	\$1,778,008	\$2,231,811
1 - Boulder	Boulder Community Health		Large	178	Urban	\$9,209,373	\$5,862,095	\$5,879,686	\$9,565,383	\$9,032,615
1 - Boulder	Good Samaritan Medical Center	SCL Health	Large	234	Urban	\$9,241,532	\$7,972,948	\$8,301,690	\$6,770,496	\$9,544,622
1 - Boulder	Longmont United Hospital	Centura Health CHI	Large	186	Urban				\$2,884,951	\$3,559,019
Total				712		\$20,365,156	\$14,552,389	\$15,168,532	\$20,998,838	\$24,368,067
2 - Colorado Springs	UCHealth Grandview Hospital	UCHealth	Small	22	Urban	Opened 1/1/2017				
2 - Colorado Springs	UCHealth Pikes Peak Regional Hospital	UCHealth	Small	15	CAH					\$191,886
2 - Colorado Springs	Penrose-St. Francis Health Services	Centura Health CHI	Large	522	Urban	\$11,261,030	\$6,925,577	\$4,847,248	\$12,097,392	\$12,351,390
2 - Colorado Springs	UCHealth Memorial Hospital Central	UCHealth	Large	583	Urban	\$45,139,272	\$20,360,348	\$22,900,879	\$26,546,117	\$30,697,797
Total				1142		\$56,400,302	\$27,285,925	\$27,748,127	\$38,643,509	\$43,241,074
3 - Denver	UCHealth Broomfield Hospital	UCHealth	Small	22	Urban	Opened 9/1/2016				
3 - Denver	Castle Rock Adventist Hospital	Centura Health Adventist	Medium	55	Urban	\$1,533,132	\$1,142,077	\$838,255	\$2,143,488	\$2,818,214
3 - Denver	National Jewish Health		Medium	46	Urban	\$9,646				
3 - Denver	OrthoColorado Hospital	Centura Health CHI	Medium	48	Urban	\$485,849	\$34,381	\$713,381	\$578,607	\$1,141,737
3 - Denver	Children's Hospital Colorado	Children's Hospital CO	Large	471	Urban	\$3,074,420	\$5,345,375	\$4,903,438	\$7,500,284	\$5,967,107
3 - Denver	Denver Health Medical Center		Large	555	Urban	\$16,073,741	\$19,364,647	\$28,575,684	\$23,753,216	\$26,330,442
3 - Denver	Littleton Adventist Hospital	Centura Health Adventist	Large	231	Urban	\$6,772,483	\$5,156,822	\$4,576,630	\$6,956,779	\$4,144,582
3 - Denver	Lutheran Medical Center	SCL Health	Large	338	Urban	\$22,721,674	\$15,974,513	\$14,492,629	\$15,254,874	\$20,678,020
3 - Denver	North Suburban Medical Center	HealthONE	Large	157	Urban	Charges by System Only				
3 - Denver	Parker Adventist Hospital	Centura Health Adventist	Large	170	Urban	\$7,431,466	\$4,952,346	\$4,221,720	\$7,761,704	\$10,429,819
3 - Denver	Platte Valley Medical Center	SCL Health	Large	98	Urban	\$6,925,008	\$5,281,542	\$6,333,343	\$5,543,518	\$4,434,125
3 - Denver	Porter Adventist Hospital	Centura Health Adventist	Large	368	Urban	\$9,985,404	\$6,046,403	\$6,420,272	\$9,156,734	\$11,893,599
3 - Denver	Presbyterian/St. Luke's Medical Center	HealthONE	Large	680	Urban	Charges by System Only				
3 - Denver	Rose Medical Center	HealthONE	Large	422	Urban	Charges by System Only				
3 - Denver	Sky Ridge Medical Center	HealthONE	Large	284	Urban	Charges by System Only				
3 - Denver	St. Anthony Hospital	Centura Health CHI	Large	237	Urban	\$24,441,894	\$11,441,954	\$13,235,124	\$18,210,771	\$20,393,632
3 - Denver	St. Anthony North Health Campus	Centura Health CHI	Large	100	Urban	\$10,193,879	\$3,535,371	\$4,160,098	\$3,313,450	\$5,446,624
3 - Denver	St. Joseph Hospital	SCL Health	Large	400	Urban	\$37,541,654	\$25,302,370	\$17,708,583	\$19,899,544	\$23,922,758
3 - Denver	Swedish Medical Center	HealthONE	Large	408	Urban	Charges by System Only				
3 - Denver	The Medical Center of Aurora	HealthONE	Large	346	Urban	Charges by System Only				
3 - Denver	UCHealth University of Colorado Hospital	UCHealth	Large	673	Urban	\$153,118,856	\$82,478,113	\$84,595,109	\$89,071,478	\$90,188,964
3 - Denver	HealthONE System (charges by system only)	HealthONE		2297		\$111,204,000	\$154,050,001	\$132,633,000	\$143,099,000	\$176,527,000
Total				6196		\$411,513,106	\$340,105,915	\$323,407,265	\$352,243,446	\$404,554,454
4 - Ft. Collins	Banner Fort Collins Medical Center	Banner Health	Small	23	Urban	Opened 4/3/2015				
4 - Ft. Collins	Estes Park Health		Small	23	CAH	\$166,632	\$100,322	\$498,168	\$352,814	\$729,300
4 - Ft. Collins	McKee Medical Center	Banner Health	Large	115	Urban	\$3,042,900	\$1,526,580	\$1,387,866	\$1,823,800	\$1,570,205
4 - Ft. Collins	UCHealth Medical Center of the Rockies	UCHealth	Large	174	Urban	\$27,472,407	\$13,701,827	\$15,352,249	\$13,752,003	\$17,293,641
4 - Ft. Collins	UCHealth Poudre Valley Hospital	UCHealth	Large	255	Urban	\$20,910,312	\$10,213,467	\$8,509,882	\$8,300,303	\$10,148,702
Total				590		\$51,592,251	\$25,542,196	\$25,886,043	\$24,298,541	\$29,947,966
5 - Grand Junction	Colorado Canyons Hospital and Medical Center		Small	25	CAH			\$145,527	\$74,840	\$84,595
5 - Grand Junction	Community Hospital		Medium	60	Urban					
5 - Grand Junction	St. Mary's Hospital & Medical Center, Inc.	SCL Health	Large	346	Urban	\$12,256,100	\$12,762,459	\$19,181,134	\$17,884,677	\$24,133,536
Total				431		\$12,256,100	\$12,762,459	\$19,326,661	\$17,959,517	\$24,218,131
6 - Greeley	UCHealth Longs Peak Hospital	UCHealth	Medium	51	Urban	Opened 8/31/2017				
6 - Greeley	North Colorado Medical Center	Banner Health	Large	378	Urban	\$44,143,757	\$31,738,160	\$10,304,450	\$12,860,816	\$16,423,304
Total				429		\$44,143,757	\$31,738,160	\$10,304,450	\$12,860,816	\$16,796,468
7 - Pueblo	Parkview Medical Center		Large	350	Urban	\$8,603,689	\$3,774,938	\$4,577,420	\$5,426,126	\$6,652,896
7 - Pueblo	St. Mary-Corwin Medical Center	Centura Health CHI	Large	408	Urban	\$1,407,572	\$895,797	\$805,204	\$1,285,139	\$1,600,759
Total				758		\$10,011,261	\$4,670,735	\$5,382,624	\$6,711,265	\$8,253,655
8 - East	Arkansas Valley Regional Medical Center		Small	25	CAH	\$1,154,266	\$426,124	\$314,882	\$232,387	\$232,387
8 - East	East Morgan County Hospital	Banner Health	Small	25	CAH	\$128,250	\$105,292	\$157,235	\$155,199	\$137,900
8 - East	Haxtun Hospital District		Small	25	CAH	\$624,284	\$835,421	\$710,992	\$849,278	\$849,278
8 - East	Heart of the Rockies Regional Medical Center		Small	25	CAH	\$504,202	\$647,208	\$552,517	\$489,574	\$640,787
8 - East	Keefe Memorial Health Service District		Small	25	CAH*					
8 - East	Kit Carson County Health Service District		Small	19	CAH*	\$211,805	\$13,242	\$23,044	\$15,671	\$11,534
8 - East	Lincoln Community Hospital		Small	15	CAH*					
8 - East	Melissa Memorial Hospital		Small	15	CAH	\$51,261	\$35,892	\$20,507		\$51,287
8 - East	Mt. San Rafael Hospital		Small	25	CAH*	\$387,728	\$261,220	\$337,207	\$286,154	\$386,869
8 - East	Prowers Medical Center		Small	25	CAH					
8 - East	Rio Grande Hospital		Small	17	CAH	\$49,432	\$98,472	\$58,353	\$157,866	\$97,207
8 - East	San Luis Valley Health Conejos County Hospital	San Luis Valley	Small	17	CAH	\$37,674	\$7,323	\$33,339		
8 - East	Sedgwick County Health Center		Small	15	CAH*	\$1,183,162	\$1,262,684	\$1,102,013	\$1,133,621	\$1,288,912
8 - East	Southeast Colorado Hospital District		Small	23	CAH*					
8 - East	Spanish Peaks Regional Health Center		Small	20	CAH*				\$13,389	
8 - East	St. Thomas More Hospital	Centura Health CHI	Small	25	CAH	\$1,706,544	\$1,199,365	\$1,160,601	\$1,278,722	\$1,333,788
8 - East	Sterling Regional MedCenter	Banner Health	Small	25	Rural	\$566,252	\$535,743	\$274,805	\$272,764	\$385,805
8 - East	Weisbrod Memorial County Hospital		Small	25	CAH*	\$323,262	\$324,620	\$350,593	\$343,044	\$344,300
8 - East	Wray Community District Hospital		Small	15	CAH*	\$251,846	\$71,916	\$106,685	\$131,003	\$133,306
8 - East	Yuma District Hospital		Small	15	CAH*					
8 - East	Colorado Plains Medical Center		Medium	50	Rural	\$2,208,272	\$1,809,539	\$1,963,919	\$1,693,289	\$1,494,369
8 - East	San Luis Valley Health Regional Medical Center	San Luis Valley	Medium	49	Rural	\$2,214,349	\$1,464,065	\$2,084,626	\$1,768,556	\$3,315,116
Total				520		\$10,978,305	\$8,886,989	\$9,375,747	\$8,682,231	\$10,702,845
9 - West	Animas Surgical Hospital		Small	12	Rural					
9 - West	Aspen Valley Hospital		Small	25	CAH					
9 - West	Grand River Hospital District		Small	25	CAH	\$1,266,229	\$573,738	\$616,327	\$1,055,791	\$955,684
9 - West	Gunnison Valley Health		Small	24	CAH			\$261,360	\$261,111	\$331,799
9 - West	Memorial Regional Health		Small	25	CAH*					
9 - West	Middle Park Medical Center - Kremmling		Small	23	CAH					
9 - West	Pagosa Springs Medical Center		Small	11	CAH					
9 - West	Pioneers Medical Center		Small	10	CAH*	\$179,871	\$1,957,716	\$3,298,332	\$2,650,887	\$120,092
9 - West	Rangely District Hospital		Small	25	CAH*	\$25,319		\$13,378		\$13,739
9 - West	Southwest Health System, Inc.		Small	25	CAH					
9 - West	St. Vincent General Hospital District		Small	25	CAH	\$105,593	\$1,357		\$70,677	\$55,522
9 - West	Delta County Memorial Hospital		Medium	49	Rural	\$884,814	\$711,877	\$318,762	\$597,492	\$724,185
9 - West	Mercy Regional Medical Center	Centura Health CHI	Medium	82	Rural	\$1,980,800	\$952,734	\$1,196,385	\$3,563,590	\$2,000,480
9 - West	Montrose Memorial Hospital		Medium	75	Rural					
9 - West	St. Anthony Summit Medical Center	Centura Health CHI	Medium	35	Rural	\$2,122,156	\$1,426,987	\$762,877	\$1,088,110	\$2,139,959
9 - West	UCHealth Yampa Valley Medical Center	UCHealth	Medium	39	Rural					\$734,297
9 - West	Vail Health Hospital		Medium	56	Rural	\$4,035,576	\$3,328,054	\$2,978,169	\$3,750,494	\$3,327,625
9 - West	Valley View Hospital		Medium	78	Rural	\$2,599,631	\$1,727,832	\$2,502,565	\$2,411,658	\$2,028,164
Total				644		\$13,199,988	\$10,680,295	\$11,948,155	\$15,449,811	\$12,431,545

\* These Critical Access Hospitals have a Frontier Designation (are based in any county with less than 6 people/square mile)

## Appendix D: Detailed Data by Hospital

Inpatient Charges Total										
DOI	Hospital	System	Size	Beds		2014	2015	2016	2017	2018
1 - Boulder	Avista Adventist Hospital	Centura Health Adventist	Large	114	Urban	\$126,689,673	\$146,960,989	\$155,953,547	\$149,449,519	\$171,041,786
1 - Boulder	Boulder Community Health		Large	178	Urban	\$434,718,777	\$491,664,588	\$539,985,301	\$592,311,253	\$588,027,857
1 - Boulder	Good Samaritan Medical Center	SCL Health	Large	234	Urban	\$659,330,632	\$690,184,106	\$739,811,407	\$786,703,626	\$774,276,327
1 - Boulder	Longmont United Hospital	Centura Health CHI	Large	186	Urban			\$294,401,719	\$280,920,172	\$289,388,588
Total				712		\$1,220,739,082	\$1,328,809,683	\$1,730,151,973	\$1,831,384,570	\$1,822,734,559
2 - Colorado Springs	UCHealth Grandview Hospital	UCHealth	Small	22	Urban	Opened 1/1/2017				
2 - Colorado Springs	UCHealth Pikes Peak Regional Hospital	UCHealth	Small	15	CAH					\$1,692,245
2 - Colorado Springs	Penrose-St. Francis Health Services	Centura Health CHI	Large	522	Urban	\$1,026,846,102	\$1,176,416,623	\$1,217,045,622	\$1,328,495,010	\$1,510,192,733
2 - Colorado Springs	UCHealth Memorial Hospital Central	UCHealth	Large	583	Urban	\$889,801,963	\$994,967,046	\$1,214,262,101	\$1,433,776,149	\$1,672,639,383
Total				1142		\$1,916,648,065	\$2,171,383,668	\$2,431,307,723	\$2,762,271,159	\$3,191,473,163
3 - Denver	UCHealth Broomfield Hospital	UCHealth	Small	22	Urban	Opened 9/1/2016				
3 - Denver	Castle Rock Adventist Hospital	Centura Health Adventist	Medium	55	Urban	\$75,121,938	\$116,018,564	\$122,420,186	\$144,598,339	\$168,447,579
3 - Denver	National Jewish Health		Medium	46	Urban	\$544,423	\$482,648	\$217,286	\$301,577	\$706,185
3 - Denver	OrthoColorado Hospital	Centura Health CHI	Medium	48	Urban	\$173,091,204	\$192,712,896	\$253,519,945	\$265,773,623	\$281,150,365
3 - Denver	Children's Hospital Colorado	Children's Hospital CO	Large	471	Urban	\$1,225,754,398	\$1,242,843,701	\$1,246,257,505	\$1,296,849,095	\$1,494,354,502
3 - Denver	Denver Health Medical Center		Large	555	Urban	\$897,363,609	\$958,921,243	\$920,072,209	\$895,170,546	\$961,950,054
3 - Denver	Littleton Adventist Hospital	Centura Health Adventist	Large	231	Urban	\$521,172,288	\$609,976,500	\$621,249,863	\$635,141,776	\$690,999,729
3 - Denver	Lutheran Medical Center	SCL Health	Large	338	Urban	\$690,736,940	\$719,115,229	\$803,992,138	\$875,150,656	\$887,049,179
3 - Denver	North Suburban Medical Center	HealthONE	Large	157	Urban	Charges by System Only				
3 - Denver	Parker Adventist Hospital	Centura Health Adventist	Large	170	Urban	\$388,307,128	\$476,892,956	\$528,711,913	\$517,714,328	\$554,688,353
3 - Denver	Platte Valley Medical Center	SCL Health	Large	98	Urban	\$101,263,101	\$91,458,020	\$115,313,683	\$129,825,875	\$128,046,269
3 - Denver	Porter Adventist Hospital	Centura Health Adventist	Large	368	Urban	\$670,012,583	\$773,484,896	\$774,721,769	\$774,949,158	\$804,909,404
3 - Denver	Presbyterian/St. Luke's Medical Center	HealthONE	Large	680	Urban	Charges by System Only				
3 - Denver	Rose Medical Center	HealthONE	Large	422	Urban	Charges by System Only				
3 - Denver	Sky Ridge Medical Center	HealthONE	Large	284	Urban	Charges by System Only				
3 - Denver	St. Anthony Hospital	Centura Health CHI	Large	237	Urban	\$845,759,896	\$996,079,295	\$1,045,232,286	\$1,037,326,132	\$1,038,013,709
3 - Denver	St. Anthony North Health Campus	Centura Health CHI	Large	100	Urban	\$260,141,068	\$270,492,024	\$269,526,123	\$246,513,049	\$273,545,000
3 - Denver	St. Joseph Hospital	SCL Health	Large	400	Urban	\$1,133,520,217	\$1,268,333,855	\$1,377,058,068	\$1,533,879,845	\$1,544,402,314
3 - Denver	Swedish Medical Center	HealthONE	Large	408	Urban	Charges by System Only				
3 - Denver	The Medical Center of Aurora	HealthONE	Large	346	Urban	Charges by System Only				
3 - Denver	UCHealth University of Colorado Hospital	UCHealth	Large	673	Urban	\$2,409,901,209	\$2,680,938,996	\$3,004,766,796	\$3,360,640,264	\$3,815,994,788
3 - Denver	HealthONE System (charges by system only)	HealthONE		2297		\$6,558,785,000	\$7,249,556,999	\$8,186,624,000	\$9,294,034,000	\$10,226,181,000
Total				6196		\$15,951,475,001	\$17,647,307,823	\$19,269,683,770	\$21,007,868,263	\$22,873,132,523
4 - Ft. Collins	Banner Fort Collins Medical Center	Banner Health	Small	23	Urban	Opened 4/3/2015				
4 - Ft. Collins	Estes Park Health		Small	23	CAH	\$10,885,539		\$25,781,857	\$31,593,280	\$36,933,973
4 - Ft. Collins	McKee Medical Center	Banner Health	Large	115	Urban	\$127,037,719	\$122,884,476	\$116,105,224	\$118,821,496	\$128,327,471
4 - Ft. Collins	UCHealth Medical Center of the Rockies	UCHealth	Large	174	Urban	\$509,137,597	\$569,804,677	\$620,324,983	\$685,686,165	\$753,974,594
4 - Ft. Collins	UCHealth Poudre Valley Hospital	UCHealth	Large	255	Urban	\$500,964,743	\$549,305,453	\$537,846,032	\$597,354,380	\$631,454,201
Total				590		\$1,148,025,598	\$1,253,524,665	\$1,311,072,867	\$1,445,082,579	\$1,563,769,610
5 - Grand Junction	Colorado Canyons Hospital and Medical Center		Small	25	CAH		\$10,453,603	\$10,555,479	\$9,896,630	\$8,223,228
5 - Grand Junction	Community Hospital		Medium	60	Urban					
5 - Grand Junction	St. Mary's Hospital & Medical Center, Inc.	SCL Health	Large	346	Urban	\$608,363,253	\$634,343,123	\$672,561,738	\$680,216,321	\$712,391,209
Total				431		\$608,363,253	\$644,796,726	\$683,117,217	\$690,112,951	\$720,614,437
6 - Greeley	UCHealth Longs Peak Hospital	UCHealth	Medium	51	Urban	Opened 8/31/2017				
6 - Greeley	North Colorado Medical Center	Banner Health	Large	378	Urban	\$500,632,857	\$496,765,418	\$492,664,622	\$545,606,752	\$542,281,640
Total				479		\$500,632,857	\$496,765,418	\$492,664,622	\$545,606,752	\$542,281,640
7 - Pueblo	Parkview Medical Center		Large	350	Urban	\$710,152,924	\$770,245,234	\$872,778,593	\$944,439,323	\$1,021,019,083
7 - Pueblo	St. Mary-Corwin Medical Center	Centura Health CHI	Large	408	Urban	\$252,568,180	\$281,426,147	\$306,944,924	\$345,048,785	\$307,357,422
Total				758		\$962,721,104	\$1,051,671,381	\$1,179,723,517	\$1,289,488,108	\$1,328,376,505
8 - East	Arkansas Valley Regional Medical Center		Small	25	CAH	\$24,557,649	\$17,649,553	\$20,981,666	\$22,084,274	\$20,729,642
8 - East	East Morgan County Hospital	Banner Health	Small	25	CAH	\$10,354,526	\$9,389,130	\$8,480,144	\$8,417,857	\$8,151,792
8 - East	Haxtun Hospital District		Small	25	CAH		\$3,591,748	\$2,574,029	\$3,209,271	\$3,200,926
8 - East	Heart of the Rockies Regional Medical Center		Small	25	CAH	\$20,473,016	\$22,314,765	\$23,143,680	\$22,782,800	\$25,652,262
8 - East	Keefe Memorial Health Service District		Small	25	CAH*					
8 - East	Kit Carson County Health Service District		Small	19	CAH*	\$1,324,212	\$422,240	\$1,705,690	\$373,316	\$388,161
8 - East	Lincoln Community Hospital		Small	15	CAH*					
8 - East	Melissa Memorial Hospital		Small	15	CAH	\$2,311,700	\$2,164,428	\$2,003,403		\$7,329,807
8 - East	Mt. San Rafael Hospital		Small	25	CAH*	\$12,362,280	\$12,274,209	\$12,091,394	\$11,494,260	\$11,969,055
8 - East	Prowers Medical Center		Small	25	CAH					
8 - East	Rio Grande Hospital		Small	17	CAH	\$5,319,177	\$5,548,607	\$6,645,010	\$6,034,846	\$6,728,265
8 - East	San Luis Valley Health Conejos County Hospital	San Luis Valley	Small	17	CAH	\$1,517,624	\$1,554,973	\$2,451,746	\$2,181,249	\$2,098,937
8 - East	Sedgwick County Health Center		Small	15	CAH*	\$3,964,423	\$4,192,321	\$3,495,068	\$3,616,111	\$5,053,534
8 - East	Southeast Colorado Hospital District		Small	23	CAH*	\$6,373,875	\$8,022,475	\$8,426,080	\$7,456,989	\$8,466,378
8 - East	Spanish Peaks Regional Health Center		Small	20	CAH*				\$1,976,710	\$1,964,707
8 - East	St. Thomas More Hospital	Centura Health CHI	Small	25	CAH	\$49,660,040	\$55,509,721	\$56,049,317	\$60,122,895	\$61,930,327
8 - East	Sterling Regional MedCenter	Banner Health	Small	25	Rural	\$22,727,358	\$24,596,679	\$23,576,933	\$24,775,532	\$26,871,500
8 - East	Weisbrod Memorial County Hospital		Small	25	CAH*	\$2,183,361	\$2,240,636	\$2,095,253	\$2,477,225	\$1,796,553
8 - East	Wray Community District Hospital		Small	15	CAH*	\$4,806,997	\$4,546,654	\$4,157,024	\$6,380,380	\$8,113,644
8 - East	Yuma District Hospital		Small	15	CAH*					
8 - East	Colorado Plains Medical Center		Medium	50	Rural	\$47,608,148	\$48,691,873	\$47,829,253	\$48,996,823	\$44,600,143
8 - East	San Luis Valley Health Regional Medical Center	San Luis Valley	Medium	49	Rural	\$37,543,443	\$45,022,554	\$44,640,209	\$47,863,799	\$57,920,511
Total				520		\$253,087,829	\$267,732,566	\$270,345,899	\$280,244,337	\$302,969,144
9 - West	Animas Surgical Hospital		Small	12	Rural					
9 - West	Aspen Valley Hospital		Small	25	CAH					
9 - West	Grand River Hospital District		Small	25	CAH	\$13,242,381	\$14,182,366	\$13,788,891	\$18,601,900	\$20,772,010
9 - West	Gunnison Valley Health		Small	24	CAH	\$10,369,807	\$10,150,238	\$12,723,924	\$13,427,563	\$18,985,009
9 - West	Memorial Regional Health		Small	25	CAH*					
9 - West	Middle Park Medical Center - Kremmling		Small	23	CAH					
9 - West	Pagosa Springs Medical Center		Small	11	CAH					
9 - West	Pioneers Medical Center		Small	10	CAH*	\$4,301,834	\$4,774,917	\$8,245,830	\$7,796,727	\$7,907,490
9 - West	Rangely District Hospital		Small	25	CAH*	\$625,402	\$658,423	\$619,772	\$615,885	\$411,828
9 - West	Southwest Health System, Inc.		Small	25	CAH					
9 - West	St. Vincent General Hospital District		Small	25	CAH	\$1,086,384	\$44,383	\$45,102	\$757,810	\$740,695
9 - West	Delta County Memorial Hospital		Medium	49	Rural	\$34,417,378	\$34,332,110	\$34,269,472	\$37,578,802	\$39,961,877
9 - West	Mercy Regional Medical Center	Centura Health CHI	Medium	82	Rural	\$144,538,624	\$179,934,350	\$194,621,196	\$224,183,536	\$241,828,587
9 - West	Montrose Memorial Hospital		Medium	75	Rural					
9 - West	St. Anthony Summit Medical Center	Centura Health CHI	Medium	35	Rural	\$48,765,276	\$50,924,120	\$52,818,083	\$51,223,215	\$64,436,534
9 - West	UCHealth Yampa Valley Medical Center	UCHealth	Medium	39	Rural					
9 - West	Vail Health Hospital		Medium	56	Rural	\$83,581,935	\$77,933,989	\$81,782,040	\$97,871,866	\$99,500,599
9 - West	Valley View Hospital		Medium	78	Rural	\$103,061,199	\$124,116,656	\$147,035,572	\$141,988,826	\$144,044,615
Total				644		\$443,990,219	\$497,051,551	\$545,949,882	\$594,046,131	\$671,003,400

\* These Critical Access Hospitals have a Frontier Designation (are based in any county with less than 6 people/square mile)



Interest Expense										
DOI	Hospital	System	Size	Beds		2014	2015	2016	2017	2018
1 - Boulder	Avista Adventist Hospital	Centura Health Adventist	Large	114	Urban	\$1,789,676	\$1,709,904	\$1,493,132	\$1,347,799	\$1,200,279
1 - Boulder	Boulder Community Health		Large	178	Urban	\$2,182,552	\$4,188,663	\$4,298,799	\$4,479,747	\$3,963,633
1 - Boulder	Good Samaritan Medical Center	SCL Health	Large	234	Urban	\$7,420,990	\$7,141,183	\$6,870,922	\$6,589,475	\$6,291,058
1 - Boulder	Longmont United Hospital	Centura Health CHI	Large	186	Urban			\$3,966,068	\$3,551,115	\$3,518,830
Total				712		\$11,393,218	\$13,039,750	\$16,628,921	\$15,968,136	\$14,973,800
2 - Colorado Springs	UCHealth Grandview Hospital	UCHealth	Small	22	Urban	Opened 1/1/2017				
2 - Colorado Springs	UCHealth Pikes Peak Regional Hospital	UCHealth	Small	15	CAH					
2 - Colorado Springs	Penrose-St. Francis Health Services	Centura Health CHI	Large	522	Urban	\$5,388,161	\$4,519,419	\$4,962,534	\$4,949,465	\$4,684,726
2 - Colorado Springs	UCHealth Memorial Hospital Central	UCHealth	Large	583	Urban	\$15,323,071	\$15,212,229	\$14,483,555	\$15,430,079	\$14,664,984
Total				1142		\$20,711,232	\$19,731,647	\$19,446,089	\$20,379,544	\$19,349,710
3 - Denver	UCHealth Broomfield Hospital	UCHealth	Small	22	Urban	Opened 9/1/2016				
3 - Denver	Castle Rock Adventist Hospital	Centura Health Adventist	Medium	55	Urban	\$-191,046			\$254,234	\$294,437
3 - Denver	National Jewish Health		Medium	46	Urban	\$1,966,722	\$1,833,172	\$1,713,532	\$1,715,340	\$1,782,227
3 - Denver	OrthoColorado Hospital	Centura Health CHI	Medium	48	Urban	\$5,655,628	\$5,682,755	\$5,781,580	\$5,912,872	\$5,958,508
3 - Denver	Children's Hospital Colorado	Children's Hospital CO	Large	471	Urban	\$21,979,670	\$21,207,033	\$21,499,206	\$18,324,967	\$18,607,589
3 - Denver	Denver Health Medical Center		Large	555	Urban	\$15,018,529	\$16,106,578	\$15,408,986	\$14,389,229	\$15,205,031
3 - Denver	Littleton Adventist Hospital	Centura Health Adventist	Large	231	Urban	\$5,072,998	\$4,772,310	\$3,727,898	\$3,763,958	\$3,029,285
3 - Denver	Lutheran Medical Center	SCL Health	Large	338	Urban	\$2,662,522	\$2,689,577	\$2,714,455	\$2,845,756	\$3,093,253
3 - Denver	North Suburban Medical Center	HealthONE	Large	157	Urban	Charges by System Only				
3 - Denver	Parker Adventist Hospital	Centura Health Adventist	Large	170	Urban	\$2,433,230	\$2,193,748	\$1,428,072	\$2,203,686	\$2,157,936
3 - Denver	Platte Valley Medical Center	SCL Health	Large	98	Urban	\$3,936,258	\$3,772,401	\$2,544,617	\$2,688,250	\$2,440,888
3 - Denver	Porter Adventist Hospital	Centura Health Adventist	Large	368	Urban	\$6,072,610	\$5,585,420	\$4,877,195	\$4,403,723	\$3,582,270
3 - Denver	Presbyterian/St. Luke's Medical Center	HealthONE	Large	680	Urban	Charges by System Only				
3 - Denver	Rose Medical Center	HealthONE	Large	422	Urban	Charges by System Only				
3 - Denver	Sky Ridge Medical Center	HealthONE	Large	284	Urban	Charges by System Only				
3 - Denver	St. Anthony Hospital	Centura Health CHI	Large	237	Urban	\$-1,251,797	\$-1,462,185	\$-2,722,319	\$-2,800,183	\$-3,056,717
3 - Denver	St. Anthony North Health Campus	Centura Health CHI	Large	100	Urban	\$451,263	\$-1,235,958	\$3,302,012	\$2,997,634	\$2,929,348
3 - Denver	St. Joseph Hospital	SCL Health	Large	400	Urban	\$2,276,842	\$12,347,298	\$12,056,361	\$11,746,400	\$11,418,783
3 - Denver	Swedish Medical Center	HealthONE	Large	408	Urban	Charges by System Only				
3 - Denver	The Medical Center of Aurora	HealthONE	Large	346	Urban	Charges by System Only				
3 - Denver	UCHealth University of Colorado Hospital	UCHealth	Large	673	Urban	\$32,448,111	\$32,752,805	\$28,990,250	\$35,419,742	\$42,709,067
3 - Denver	HealthONE System (charges by system only)	HealthONE		2297		\$18,582,000	\$2,034,000	\$1,581,000	\$2,381,000	\$2,191,000
Total				6196		\$117,113,538	\$108,278,955	\$102,902,845	\$106,822,149	\$113,911,361
4 - Ft. Collins	Banner Fort Collins Medical Center	Banner Health	Small	23	Urban	Opened 4/3/2015				
4 - Ft. Collins	Estes Park Health		Small	23	CAH	\$42,001	\$32,346	\$504,914	\$432,886	\$409,377
4 - Ft. Collins	McKee Medical Center	Banner Health	Large	115	Urban	\$3,395,412	\$3,272,244	\$3,505,265	\$2,786,291	\$2,561,179
4 - Ft. Collins	UCHealth Medical Center of the Rockies	UCHealth	Large	174	Urban	\$8,712,412	\$8,600,769	\$8,300,400	\$8,418,243	\$9,092,628
4 - Ft. Collins	UCHealth Poudre Valley Hospital	UCHealth	Large	255	Urban	\$10,360,874	\$7,289,907	\$4,538,424	\$5,320,511	\$5,687,626
Total				590		\$22,510,698	\$19,195,265	\$20,518,998	\$20,039,987	\$20,465,774
5 - Grand Junction	Colorado Canyons Hospital and Medical Center		Small	25	CAH		\$2,108,120	\$2,000,565	\$2,084,397	\$4,054,270
5 - Grand Junction	Community Hospital		Medium	60	Urban					
5 - Grand Junction	St. Mary's Hospital & Medical Center, Inc.	SCL Health	Large	346	Urban	\$1,233,762	\$1,016,293	\$789,550	\$554,578	\$300,173
Total				431		\$1,233,762	\$3,124,413	\$2,790,115	\$2,638,975	\$4,354,443
6 - Greeley	UCHealth Longs Peak Hospital	UCHealth	Medium	51	Urban	Opened 8/31/2017				
6 - Greeley	North Colorado Medical Center	Banner Health	Large	378	Urban	\$12,841,659	\$32,655,457	\$18,500,638	\$6,486,228	\$12,915,922
Total				479		\$12,841,659	\$32,655,457	\$18,612,072	\$8,732,843	\$18,959,580
7 - Pueblo	Parkview Medical Center		Large	350	Urban	\$4,562,000	\$3,900,000	\$4,502,454	\$4,414,892	\$4,004,633
7 - Pueblo	St. Mary-Corwin Medical Center	Centura Health CHI	Large	408	Urban	\$797,225	\$774,809	\$629,079	\$651,090	\$624,781
Total				758		\$5,359,225	\$4,674,809	\$5,131,533	\$5,065,982	\$4,629,414
8 - East	Arkansas Valley Regional Medical Center		Small	25	CAH	\$17,437	\$12,138	\$42,122	\$80,771	\$48,727
8 - East	East Morgan County Hospital	Banner Health	Small	25	CAH					
8 - East	Haxtun Hospital District		Small	25	CAH		\$24,742	\$33,461	\$31,244	\$31,869
8 - East	Heart of the Rockies Regional Medical Center		Small	25	CAH	\$1,458,827	\$1,398,141	\$1,205,072	\$684,795	\$732,597
8 - East	Keefe Memorial Health Service District		Small	25	CAH*					
8 - East	Kit Carson County Health Service District		Small	19	CAH*	\$816,319	\$815,795		\$728,612	\$724,702
8 - East	Lincoln Community Hospital		Small	15	CAH*					
8 - East	Melissa Memorial Hospital		Small	15	CAH	\$538,617	\$551,400	\$564,167		\$477,318
8 - East	Mt. San Rafael Hospital		Small	25	CAH*	\$103,882	\$111,596	\$77,226	\$80,515	\$140,704
8 - East	Prowers Medical Center		Small	25	CAH					
8 - East	Rio Grande Hospital		Small	17	CAH	\$342,084	\$315,292	\$313,343	\$389,975	\$688,257
8 - East	San Luis Valley Health Conejos County Hospital	San Luis Valley	Small	17	CAH	\$18,716	\$10,926	\$1,614	\$3,850	\$2,972
8 - East	Sedgwick County Health Center		Small	15	CAH*	\$84,161	\$80,929	\$64,438	\$71,928	\$75,624
8 - East	Southeast Colorado Hospital District		Small	23	CAH*	\$25,961	\$14,319	\$41,861	\$4,572	\$76,374
8 - East	Spanish Peaks Regional Health Center		Small	20	CAH*					
8 - East	St. Thomas More Hospital	Centura Health CHI	Small	25	CAH	\$264,285	\$259,352	\$218,407	\$223,311	\$207,756
8 - East	Sterling Regional MedCenter	Banner Health	Small	25	Rural	\$891,744	\$722,558	\$999,966	\$905,988	\$813,449
8 - East	Weisbrod Memorial County Hospital		Small	25	CAH*	\$20,322	\$47,028	\$14,588	\$5,936	\$5,438
8 - East	Wray Community District Hospital		Small	15	CAH*	\$3,201	\$105	\$11,612	\$27,433	\$29,760
8 - East	Yuma District Hospital		Small	15	CAH*					
8 - East	Colorado Plains Medical Center		Medium	50	Rural	\$51,821	\$48,268			
8 - East	San Luis Valley Health Regional Medical Center	San Luis Valley	Medium	49	Rural	\$602,367	\$582,674	\$130,513	\$666,141	\$862,501
Total				520		\$5,239,744	\$4,995,263	\$3,718,390	\$3,905,071	\$4,918,048
9 - West	Animas Surgical Hospital		Small	12	Rural					
9 - West	Aspen Valley Hospital		Small	25	CAH					
9 - West	Grand River Hospital District		Small	25	CAH	\$1,048	\$281,463	\$308,070	\$170,448	
9 - West	Gunnison Valley Health		Small	24	CAH	\$403,290	\$374,243	\$329,296	\$276,539	\$194,244
9 - West	Memorial Regional Health		Small	25	CAH*					
9 - West	Middle Park Medical Center - Kremmling		Small	23	CAH					
9 - West	Pagosa Springs Medical Center		Small	11	CAH					
9 - West	Pioneers Medical Center		Small	10	CAH*		\$661,742	\$1,164,009	\$1,086,244	\$1,009,363
9 - West	Rangely District Hospital		Small	25	CAH*	\$1,757,178	\$1,688,118	\$1,604,191	\$1,530,829	\$1,435,129
9 - West	Southwest Health System, Inc.		Small	25	CAH					
9 - West	St. Vincent General Hospital District		Small	25	CAH	\$211,842	\$218,099	\$149,337	\$107,957	\$53,837
9 - West	Delta County Memorial Hospital		Medium	49	Rural	\$726,588	\$677,873	\$628,318	\$579,056	\$558,415
9 - West	Mercy Regional Medical Center	Centura Health CHI	Medium	82	Rural	\$814,044	\$792,714	\$604,061	\$625,670	\$589,368
9 - West	Montrose Memorial Hospital		Medium	75	Rural					
9 - West	St. Anthony Summit Medical Center	Centura Health CHI	Medium	35	Rural	\$450,698	\$439,759	\$372,611	\$375,676	\$351,902
9 - West	UCHealth Yampa Valley Medical Center	UCHealth	Medium	39	Rural					\$21,550
9 - West	Vail Health Hospital		Medium	56	Rural	\$750,338	\$400,583	\$153,534	\$1,085,620	\$1,497,837
9 - West	Valley View Hospital		Medium	78	Rural	\$5,485,330	\$5,648,319	\$6,036,765	\$5,591,518	\$5,723,922
Total				644		\$10,600,356	\$11,182,913	\$11,350,192	\$11,429,557	\$11,435,567

\* These Critical Access Hospitals have a Frontier Designation (are based in any county with less than 6 people/square mile)

## Appendix D: Detailed Data by Hospital

Net Patient Revenue										
DOI	Hospital	System	Size	Beds		2014	2015	2016	2017	2018
1 - Boulder	Avista Adventist Hospital	Centura Health Adventist	Large	114	Urban	\$88,806,713	\$93,714,731	\$105,355,798	\$104,745,107	\$121,954,268
1 - Boulder	Boulder Community Health		Large	178	Urban	\$270,423,778	\$290,821,878	\$312,181,859	\$309,853,009	\$310,983,770
1 - Boulder	Good Samaritan Medical Center	SCL Health	Large	234	Urban	\$262,973,196	\$281,238,597	\$297,456,827	\$315,998,933	\$324,021,421
1 - Boulder	Longmont United Hospital	Centura Health CHI	Large	186	Urban		\$171,803,319	\$178,805,872	\$145,180,188	
Total				712		\$622,203,687	\$665,775,206	\$886,797,803	\$909,402,921	\$902,139,647
2 - Colorado Springs	UCHealth Grandview Hospital	UCHealth	Small	22	Urban	Opened 1/1/2017				
2 - Colorado Springs	UCHealth Pikes Peak Regional Hospital	UCHealth	Small	15	CAH					\$17,915,578
2 - Colorado Springs	Penrose-St. Francis Health Services	Centura Health CHI	Large	522	Urban	\$464,066,247	\$518,701,489	\$572,727,333	\$617,350,066	\$655,066,523
2 - Colorado Springs	UCHealth Memorial Hospital Central	UCHealth	Large	583	Urban	\$550,297,659	\$612,083,933	\$693,797,296	\$781,425,389	\$893,217,865
Total				1142		\$1,014,363,906	\$1,130,785,421	\$1,266,524,629	\$1,398,775,455	\$1,570,735,096
3 - Denver	UCHealth Broomfield Hospital	UCHealth	Small	22	Urban	Opened 9/1/2016				
3 - Denver	Castle Rock Adventist Hospital	Centura Health Adventist	Medium	55	Urban	\$52,067,588	\$71,973,375	\$77,647,781	\$90,138,132	\$109,865,268
3 - Denver	National Jewish Health		Medium	46	Urban	\$67,444,625	\$73,430,276	\$99,007,206	\$96,992,138	\$97,805,859
3 - Denver	OrthoColorado Hospital	Centura Health CHI	Medium	48	Urban	\$53,634,306	\$60,553,223	\$76,540,326	\$82,698,558	\$90,376,794
3 - Denver	Children's Hospital Colorado	Children's Hospital CO	Large	471	Urban	\$864,770,382	\$908,163,373	\$911,886,368	\$960,772,037	\$1,102,847,373
3 - Denver	Denver Health Medical Center		Large	555	Urban	\$597,208,458	\$675,985,140	\$706,546,492	\$763,391,747	\$781,052,776
3 - Denver	Littleton Adventist Hospital	Centura Health Adventist	Large	231	Urban	\$257,686,366	\$266,620,007	\$271,505,551	\$285,674,670	\$294,539,816
3 - Denver	Lutheran Medical Center	SCL Health	Large	338	Urban	\$317,332,185	\$337,103,411	\$349,016,455	\$371,665,245	\$373,782,636
3 - Denver	North Suburban Medical Center	HealthONE	Large	157	Urban	Charges by System Only				
3 - Denver	Parker Adventist Hospital	Centura Health Adventist	Large	170	Urban	\$197,201,161	\$231,729,832	\$261,245,804	\$279,039,461	\$301,268,087
3 - Denver	Platte Valley Medical Center	SCL Health	Large	98	Urban	\$98,420,557	\$104,892,477	\$105,762,457	\$114,719,649	\$121,681,009
3 - Denver	Porter Adventist Hospital	Centura Health Adventist	Large	368	Urban	\$276,746,529	\$310,722,489	\$314,135,220	\$318,073,182	\$311,572,483
3 - Denver	Presbyterian/St. Luke's Medical Center	HealthONE	Large	680	Urban	Charges by System Only				
3 - Denver	Rose Medical Center	HealthONE	Large	422	Urban	Charges by System Only				
3 - Denver	Sky Ridge Medical Center	HealthONE	Large	284	Urban	Charges by System Only				
3 - Denver	St. Anthony Hospital	Centura Health CHI	Large	237	Urban	\$353,899,753	\$385,843,392	\$413,256,855	\$426,006,882	\$420,944,799
3 - Denver	St. Anthony North Health Campus	Centura Health CHI	Large	100	Urban	\$134,031,611	\$130,987,752	\$158,576,032	\$170,964,599	\$170,682,815
3 - Denver	St. Joseph Hospital	SCL Health	Large	400	Urban	\$456,768,969	\$482,942,380	\$520,647,127	\$552,395,270	\$571,385,015
3 - Denver	Swedish Medical Center	HealthONE	Large	408	Urban	Charges by System Only				
3 - Denver	The Medical Center of Aurora	HealthONE	Large	346	Urban	Charges by System Only				
3 - Denver	UCHealth University of Colorado Hospital	UCHealth	Large	673	Urban	\$1,144,523,346	\$1,323,476,673	\$1,457,674,657	\$1,623,587,700	\$1,873,879,465
3 - Denver	HealthONE System (charges by system only)	HealthONE		2297		\$2,353,530,000	\$2,448,475,004	\$2,587,199,000	\$2,743,136,000	\$2,943,475,000
Total				6196		\$7,225,265,833	\$7,812,898,803	\$8,310,647,330	\$8,879,235,270	\$9,595,700,272
4 - Ft. Collins	Banner Fort Collins Medical Center	Banner Health	Small	23	Urban	Opened 4/3/2015				
4 - Ft. Collins	Estes Park Health		Small	23	CAH	\$28,689,415	\$33,240,525	\$33,041,132	\$33,516,716	\$39,648,959
4 - Ft. Collins	McKee Medical Center	Banner Health	Large	115	Urban	\$140,274,414	\$138,027,079	\$140,484,083	\$134,641,213	\$136,883,178
4 - Ft. Collins	UCHealth Medical Center of the Rockies	UCHealth	Large	174	Urban	\$342,816,689	\$403,497,822	\$423,942,697	\$460,443,738	\$521,708,123
4 - Ft. Collins	UCHealth Poudre Valley Hospital	UCHealth	Large	255	Urban	\$441,340,021	\$480,432,955	\$523,910,492	\$589,282,380	\$631,468,133
Total				590		\$953,120,538	\$1,055,198,381	\$1,152,327,610	\$1,252,218,413	\$1,378,157,686
5 - Grand Junction	Colorado Canyons Hospital and Medical Center		Small	25	CAH		\$36,547,883	\$35,128,976	\$38,832,918	\$40,315,850
5 - Grand Junction	Community Hospital		Medium	60	Urban					
5 - Grand Junction	St. Mary's Hospital & Medical Center, Inc.	SCL Health	Large	346	Urban	\$395,536,168	\$418,323,586	\$423,714,539	\$425,196,577	\$428,590,754
Total				431		\$395,536,168	\$454,871,469	\$458,843,515	\$464,029,495	\$468,906,604
6 - Greeley	UCHealth Longs Peak Hospital	UCHealth	Medium	51	Urban	Opened 8/31/2017				
6 - Greeley	North Colorado Medical Center	Banner Health	Large	378	Urban	\$353,624,751	\$340,955,983	\$354,308,500	\$360,684,173	\$377,383,938
Total				479		\$353,624,751	\$340,955,983	\$354,308,500	\$360,684,173	\$377,383,938
7 - Pueblo	Parkview Medical Center		Large	350	Urban	\$288,804,916	\$303,330,574	\$348,568,105	\$362,995,114	\$387,879,500
7 - Pueblo	St. Mary-Corwin Medical Center	Centura Health CHI	Large	408	Urban	\$164,713,092	\$169,263,751	\$179,041,094	\$187,369,251	\$165,843,641
Total				758		\$453,518,008	\$472,594,325	\$527,609,199	\$550,364,365	\$553,723,141
8 - East	Arkansas Valley Regional Medical Center		Small	25	CAH	\$30,607,453	\$24,203,940	\$26,642,319	\$25,026,769	\$21,065,328
8 - East	East Morgan County Hospital	Banner Health	Small	25	CAH	\$24,900,084	\$28,135,026	\$29,454,386	\$29,805,271	\$33,920,310
8 - East	Haxtun Hospital District		Small	25	CAH		\$8,053,499	\$8,645,965	\$8,229,520	\$7,745,465
8 - East	Heart of the Rockies Regional Medical Center		Small	25	CAH	\$43,651,402	\$50,644,811	\$59,501,482	\$64,971,681	\$76,203,308
8 - East	Keefe Memorial Health Service District		Small	25	CAH*					
8 - East	Kit Carson County Health Service District		Small	19	CAH*	\$9,548,879	\$9,989,438	\$10,627,237	\$9,079,240	\$8,227,459
8 - East	Lincoln Community Hospital		Small	15	CAH*					
8 - East	Melissa Memorial Hospital		Small	15	CAH	\$11,227,388	\$10,594,176	\$9,960,906		\$13,853,381
8 - East	Mt. San Rafael Hospital		Small	25	CAH*	\$23,523,361	\$29,697,759	\$29,537,285	\$30,145,060	\$33,500,834
8 - East	Prowers Medical Center		Small	25	CAH					
8 - East	Rio Grande Hospital		Small	17	CAH	\$13,846,599	\$15,053,379	\$15,633,059	\$17,181,448	\$19,425,138
8 - East	San Luis Valley Health Conejos County Hospital	San Luis Valley	Small	17	CAH	\$9,250,501	\$10,591,555	\$9,415,022	\$9,345,986	\$11,434,562
8 - East	Sedgwick County Health Center		Small	15	CAH*	\$8,924,688	\$10,545,796	\$9,288,968	\$9,090,791	\$10,194,696
8 - East	Southeast Colorado Hospital District		Small	23	CAH*	\$12,601,912	\$13,770,155	\$14,006,579	\$13,735,644	\$16,062,895
8 - East	Spanish Peaks Regional Health Center		Small	20	CAH*				\$143,976,390	\$11,839,399
8 - East	St. Thomas More Hospital	Centura Health CHI	Small	25	CAH	\$51,870,837	\$59,788,961	\$64,434,795	\$69,106,665	\$67,520,713
8 - East	Sterling Regional MedCenter	Banner Health	Small	25	Rural	\$47,629,531	\$51,352,867	\$49,609,231	\$55,017,990	\$59,510,335
8 - East	Weisbrod Memorial County Hospital		Small	25	CAH*	\$4,181,678	\$4,187,914	\$3,338,992	\$4,116,459	\$4,189,952
8 - East	Wray Community District Hospital		Small	15	CAH*	\$10,302,845	\$15,002,623	\$14,444,356	\$17,994,063	\$19,766,924
8 - East	Yuma District Hospital		Small	15	CAH*					
8 - East	Colorado Plains Medical Center		Medium	50	Rural	\$56,522,287	\$58,740,233	\$61,842,999	\$56,676,998	\$54,566,999
8 - East	San Luis Valley Health Regional Medical Center	San Luis Valley	Medium	49	Rural	\$55,940,271	\$62,211,469	\$68,667,794	\$74,159,896	\$82,082,481
Total				520		\$414,529,716	\$462,563,601	\$485,033,375	\$530,307,091	\$551,110,179
9 - West	Animas Surgical Hospital		Small	12	Rural					
9 - West	Aspen Valley Hospital		Small	25	CAH					
9 - West	Grand River Hospital District		Small	25	CAH	\$36,930,608	\$43,125,627	\$44,214,126	\$45,372,384	\$47,946,323
9 - West	Gunnison Valley Health		Small	24	CAH	\$30,668,533	\$31,162,333	\$35,849,577	\$37,144,728	\$49,672,618
9 - West	Memorial Regional Health		Small	25	CAH*					
9 - West	Middle Park Medical Center - Kremmling		Small	23	CAH					
9 - West	Pagosa Springs Medical Center		Small	11	CAH					
9 - West	Pioneers Medical Center		Small	10	CAH*	\$11,630,273	\$12,308,999	\$18,174,700	\$19,247,515	\$15,500,399
9 - West	Rangely District Hospital		Small	25	CAH*	\$5,143,813	\$6,984,666	\$6,481,383	\$5,539,909	\$6,508,003
9 - West	Southwest Health System, Inc.		Small	25	CAH					
9 - West	St. Vincent General Hospital District		Small	25	CAH	\$8,650,285	\$4,732,863	\$5,206,970	\$5,757,218	\$7,001,543
9 - West	Delta County Memorial Hospital		Medium	49	Rural	\$63,836,093	\$68,450,891	\$68,352,193	\$74,692,783	\$81,284,772
9 - West	Mercy Regional Medical Center	Centura Health CHI	Medium	82	Rural	\$152,034,949	\$177,157,227	\$202,484,136	\$226,270,518	\$245,940,984
9 - West	Montrose Memorial Hospital		Medium	75	Rural					
9 - West	St. Anthony Summit Medical Center	Centura Health CHI	Medium	35	Rural	\$64,816,334	\$71,661,886	\$85,428,119	\$100,441,005	\$118,058,939
9 - West	UCHealth Yampa Valley Medical Center	UCHealth	Medium	39	Rural					\$79,868,229
9 - West	Vail Health Hospital		Medium	56	Rural	\$143,977,305	\$145,165,929	\$146,519,236	\$165,304,979	\$184,860,396
9 - West	Valley View Hospital		Medium	78	Rural	\$174,654,805	\$201,719,114	\$224,803,352	\$220,913,142	\$234,194,668
Total				644		\$692,342,998	\$762,469,535	\$837,513,792	\$900,684,181	\$1,070,836,873

\* These Critical Access Hospitals have a Frontier Designation (are based in any county with less than 6 people/square mile)

## Appendix D: Detailed Data by Hospital

Other Expense										
DOI	Hospital	System	Size	Beds		2014	2015	2016	2017	2018
1 - Boulder	Avista Adventist Hospital	Centura Health Adventist	Large	114	Urban	\$14,366,151	\$16,586,968	\$18,004,401	\$19,110,227	\$17,621,551
1 - Boulder	Boulder Community Health		Large	178	Urban	\$11,296,506	\$11,426,900	\$11,897,783	\$12,089,555	\$12,590,475
1 - Boulder	Good Samaritan Medical Center	SCL Health	Large	234	Urban	\$72,294,808	\$82,278,276	\$77,676,094	\$92,690,838	\$96,995,510
1 - Boulder	Longmont United Hospital	Centura Health CHI	Large	186	Urban			\$40,745,685	\$46,996,177	\$33,009,925
Total				712		\$97,957,465	\$110,292,144	\$148,323,963	\$170,886,796	\$160,217,461
2 - Colorado Springs	UCHealth Grandview Hospital	UCHealth	Small	22	Urban	Opened 1/1/2017				
2 - Colorado Springs	UCHealth Pikes Peak Regional Hospital	UCHealth	Small	15	CAH					\$1,010,260
2 - Colorado Springs	Penrose-St. Francis Health Services	Centura Health CHI	Large	522	Urban	\$102,661,515	\$109,159,652	\$120,498,497	\$122,930,334	\$130,258,129
2 - Colorado Springs	UCHealth Memorial Hospital Central	UCHealth	Large	583	Urban	\$135,981,083	\$132,929,889	\$146,718,463	\$166,018,584	\$183,832,016
Total				1142		\$238,642,598	\$242,089,541	\$267,216,960	\$288,948,918	\$329,053,655
3 - Denver	UCHealth Broomfield Hospital	UCHealth	Small	22	Urban	Opened 9/1/2016				
3 - Denver	Castle Rock Adventist Hospital	Centura Health Adventist	Medium	55	Urban	\$9,414,119	\$12,715,352	\$11,774,995	\$12,936,833	\$17,212,740
3 - Denver	National Jewish Health		Medium	46	Urban	\$45,658,976	\$52,109,201	\$50,456,605	\$49,790,768	\$52,248,704
3 - Denver	OrthoColorado Hospital	Centura Health CHI	Medium	48	Urban	\$5,344,202	\$5,911,160	\$5,511,441	\$6,604,262	\$7,640,204
3 - Denver	Children's Hospital Colorado	Children's Hospital CO	Large	471	Urban	\$209,631,884	\$263,735,782	\$233,030,744	\$250,108,983	\$272,767,229
3 - Denver	Denver Health Medical Center		Large	555	Urban	\$195,757,768	\$207,226,238	\$211,357,188	\$230,185,508	\$202,387,142
3 - Denver	Littleton Adventist Hospital	Centura Health Adventist	Large	231	Urban	\$41,566,572	\$42,300,484	\$43,524,764	\$45,483,191	\$48,182,801
3 - Denver	Lutheran Medical Center	SCL Health	Large	338	Urban	\$95,384,295	\$112,627,971	\$112,941,385	\$126,767,540	\$125,470,581
3 - Denver	North Suburban Medical Center	HealthONE	Large	157	Urban	Charges by System Only				
3 - Denver	Parker Adventist Hospital	Centura Health Adventist	Large	170	Urban	\$25,375,892	\$29,887,174	\$31,051,310	\$34,688,471	\$36,728,455
3 - Denver	Platte Valley Medical Center	SCL Health	Large	98	Urban	\$24,222,094	\$29,701,680	\$26,885,784	\$38,618,090	\$35,115,135
3 - Denver	Porter Adventist Hospital	Centura Health Adventist	Large	368	Urban	\$35,843,835	\$38,870,506	\$34,561,951	\$36,698,792	\$38,097,574
3 - Denver	Presbyterian/St. Luke's Medical Center	HealthONE	Large	680	Urban	Charges by System Only				
3 - Denver	Rose Medical Center	HealthONE	Large	422	Urban	Charges by System Only				
3 - Denver	Sky Ridge Medical Center	HealthONE	Large	284	Urban	Charges by System Only				
3 - Denver	St. Anthony Hospital	Centura Health CHI	Large	237	Urban	\$74,705,339	\$77,287,914	\$73,807,857	\$82,623,946	\$86,048,968
3 - Denver	St. Anthony North Health Campus	Centura Health CHI	Large	100	Urban	\$29,261,759	\$31,794,816	\$37,003,244	\$32,551,746	\$32,196,827
3 - Denver	St. Joseph Hospital	SCL Health	Large	400	Urban	\$121,519,578	\$136,094,413	\$141,318,461	\$153,091,177	\$163,441,328
3 - Denver	Swedish Medical Center	HealthONE	Large	408	Urban	Charges by System Only				
3 - Denver	The Medical Center of Aurora	HealthONE	Large	346	Urban	Charges by System Only				
3 - Denver	UCHealth University of Colorado Hospital	UCHealth	Large	673	Urban	\$249,028,810	\$275,621,686	\$293,824,323	\$300,990,326	\$428,977,306
3 - Denver	HealthONE System (charges by system only)	HealthONE		2297		\$617,903,000	\$628,898,999	\$702,279,000	\$777,349,000	\$826,962,000
Total				6196		\$1,780,618,123	\$1,944,783,375	\$2,009,329,052	\$2,248,875,731	\$2,407,270,019
4 - Ft. Collins	Banner Fort Collins Medical Center	Banner Health	Small	23	Urban	Opened 4/3/2015				
4 - Ft. Collins	Estes Park Health		Small	23	CAH	\$9,308,031	\$7,896,336	\$16,105,560	\$17,674,740	\$14,415,545
4 - Ft. Collins	McKee Medical Center	Banner Health	Large	115	Urban	\$41,735,004	\$45,195,744	\$42,177,167	\$49,319,498	\$41,859,269
4 - Ft. Collins	UCHealth Medical Center of the Rockies	UCHealth	Large	174	Urban	\$52,821,889	\$56,338,239	\$60,267,371	\$72,114,634	\$80,798,757
4 - Ft. Collins	UCHealth Poudre Valley Hospital	UCHealth	Large	255	Urban	\$74,952,868	\$78,419,959	\$83,203,023	\$83,614,754	\$91,840,975
Total				590		\$178,817,792	\$187,850,278	\$211,047,384	\$233,036,853	\$244,552,294
5 - Grand Junction	Colorado Canyons Hospital and Medical Center		Small	25	CAH		\$2,047,024	\$2,125,255	\$2,206,979	\$2,476,232
5 - Grand Junction	Community Hospital		Medium	60	Urban					
5 - Grand Junction	St. Mary's Hospital & Medical Center, Inc.	SCL Health	Large	346	Urban	\$107,684,548	\$126,494,465	\$142,178,857	\$139,660,839	\$150,682,649
Total				431		\$107,684,548	\$128,541,489	\$144,304,112	\$141,867,818	\$153,158,881
6 - Greeley	UCHealth Longs Peak Hospital	UCHealth	Medium	51	Urban	Opened 8/31/2017				
6 - Greeley	North Colorado Medical Center	Banner Health	Large	378	Urban	\$116,506,321	\$96,290,063	\$116,987,294	\$133,165,089	\$115,797,848
Total				429		\$116,506,321	\$96,290,063	\$117,013,208	\$133,830,855	\$132,535,844
7 - Pueblo	Parkview Medical Center		Large	350	Urban	\$71,799,662	\$75,359,884	\$96,767,826	\$85,842,965	\$96,743,117
7 - Pueblo	St. Mary-Corwin Medical Center	Centura Health CHI	Large	408	Urban	\$32,508,443	\$33,303,487	\$33,372,268	\$34,730,363	\$31,475,468
Total				758		\$104,308,105	\$108,663,371	\$130,140,094	\$120,573,328	\$128,218,585
8 - East	Arkansas Valley Regional Medical Center		Small	25	CAH	\$1,886,759	\$2,972,925	\$2,993,130	\$3,196,649	\$3,335,201
8 - East	East Morgan County Hospital	Banner Health	Small	25	CAH	\$7,771,615	\$8,230,380	\$9,521,087	\$11,079,655	\$11,864,003
8 - East	Haxtun Hospital District		Small	25	CAH		\$1,720,493	\$1,517,008	\$1,819,950	\$1,748,763
8 - East	Heart of the Rockies Regional Medical Center		Small	25	CAH	\$7,813,950	\$9,076,343	\$9,665,458	\$11,679,357	\$12,027,328
8 - East	Keefe Memorial Health Service District		Small	25	CAH*					
8 - East	Kit Carson County Health Service District		Small	19	CAH*	\$1,084,888	\$1,280,479	\$1,090,867	\$1,153,515	\$1,080,355
8 - East	Lincoln Community Hospital		Small	15	CAH*					
8 - East	Melissa Memorial Hospital		Small	15	CAH	\$3,125,869	\$3,513,300	\$3,900,723		\$5,596,844
8 - East	Mt. San Rafael Hospital		Small	25	CAH*	\$7,035,781	\$8,397,500	\$8,161,653	\$7,572,112	\$7,772,703
8 - East	Prowers Medical Center		Small	25	CAH					
8 - East	Rio Grande Hospital		Small	17	CAH	\$3,170,589	\$3,545,370	\$3,829,351	\$4,536,541	\$4,846,702
8 - East	San Luis Valley Health Conejos County Hospital	San Luis Valley	Small	17	CAH	\$3,005,131	\$3,137,951	\$3,167,628	\$3,054,954	\$3,323,374
8 - East	Sedgwick County Health Center		Small	15	CAH*	\$1,689,911	\$1,882,430	\$1,846,906	\$2,124,002	\$2,335,773
8 - East	Southeast Colorado Hospital District		Small	23	CAH*	\$2,624,890	\$2,818,276	\$2,794,902	\$3,134,589	\$3,910,387
8 - East	Spanish Peaks Regional Health Center		Small	20	CAH*					
8 - East	St. Thomas More Hospital	Centura Health CHI	Small	25	CAH	\$9,097,431	\$11,080,170	\$12,090,962	\$12,184,560	\$12,629,634
8 - East	Sterling Regional MedCenter	Banner Health	Small	25	Rural	\$11,842,343	\$13,712,441	\$12,193,245	\$14,409,098	\$16,106,034
8 - East	Weisbrod Memorial County Hospital		Small	25	CAH*	\$560,713	\$455,636	\$551,001	\$22,169	\$929,216
8 - East	Wray Community District Hospital		Small	15	CAH*	\$4,722,208	\$5,364,105	\$7,020,361	\$8,327,036	\$8,239,781
8 - East	Yuma District Hospital		Small	15	CAH*					
8 - East	Colorado Plains Medical Center		Medium	50	Rural	\$11,050,328	\$12,954,232	\$13,725,000	\$15,080,000	\$16,847,000
8 - East	San Luis Valley Health Regional Medical Center	San Luis Valley	Medium	49	Rural	\$13,785,901	\$15,546,672	\$16,522,129	\$18,682,898	\$20,118,312
Total				520		\$90,268,307	\$105,688,703	\$109,989,409	\$118,057,085	\$132,711,410
9 - West	Animas Surgical Hospital		Small	12	Rural					
9 - West	Aspen Valley Hospital		Small	25	CAH					
9 - West	Grand River Hospital District		Small	25	CAH	\$9,223,366	\$10,417,733	\$11,376,386	\$12,842,279	\$15,012,499
9 - West	Gunnison Valley Health		Small	24	CAH	\$8,500,690	\$7,556,240	\$9,345,813	\$9,228,388	\$9,751,755
9 - West	Memorial Regional Health		Small	25	CAH*					
9 - West	Middle Park Medical Center - Kremmling		Small	23	CAH					
9 - West	Pagosa Springs Medical Center		Small	11	CAH					
9 - West	Pioneers Medical Center		Small	10	CAH*	\$808,720	\$1,056,219	\$1,088,835	\$1,235,702	\$1,389,606
9 - West	Rangely District Hospital		Small	25	CAH*	\$488,907	\$547,445	\$473,728	\$514,548	\$474,274
9 - West	Southwest Health System, Inc.		Small	25	CAH					
9 - West	St. Vincent General Hospital District		Small	25	CAH	\$2,624,915	\$2,499,166	\$2,645,854	\$2,531,377	\$2,205,847
9 - West	Delta County Memorial Hospital		Medium	49	Rural	\$15,414,484	\$16,677,801	\$16,333,917	\$17,375,064	\$17,405,486
9 - West	Mercy Regional Medical Center	Centura Health CHI	Medium	82	Rural	\$26,081,356	\$29,442,171	\$34,306,939	\$35,612,381	\$36,729,767
9 - West	Montrose Memorial Hospital		Medium	75	Rural					
9 - West	St. Anthony Summit Medical Center	Centura Health CHI	Medium	35	Rural	\$9,947,550	\$10,864,034	\$13,709,965	\$17,029,644	\$18,188,829
9 - West	UCHealth Yampa Valley Medical Center	UCHealth	Medium	39	Rural					\$23,736,764
9 - West	Vail Health Hospital		Medium	56	Rural	\$34,280,119	\$36,428,867	\$35,222,625	\$47,692,032	\$52,118,564
9 - West	Valley View Hospital		Medium	78	Rural	\$16,257,751	\$20,988,464	\$23,757,507	\$20,337,564	\$18,165,982
Total				644		\$123,627,858	\$136,478,140	\$148,261,569	\$164,398,979	\$195,179,373

\* These Critical Access Hospitals have a Frontier Designation (are based in any county with less than 6 people/square mile)

Outpatient Visits										
DOI	Hospital	System	Size	Beds		2014	2015	2016	2017	2018
1 - Boulder	Avista Adventist Hospital	Centura Health Adventist	Large	114	Urban	78137	89995	100724	111312	117284
1 - Boulder	Boulder Community Health		Large	178	Urban	412684	414290	418568	425255	443163
1 - Boulder	Good Samaritan Medical Center	SCL Health	Large	234	Urban	97392	98338	91766	94176	93678
1 - Boulder	Longmont United Hospital	Centura Health CHI	Large	186	Urban			182685	162492	141531
Total				712		588213	602623	793743	793235	795656
2 - Colorado Springs	UCHealth Grandview Hospital	UCHealth	Small	22	Urban	Opened 1/1/2017				
2 - Colorado Springs	UCHealth Pikes Peak Regional Hospital	UCHealth	Small	15	CAH			11796	28403	45287
2 - Colorado Springs	Penrose-St. Francis Health Services	Centura Health CHI	Large	522	Urban	284350	341162	440614	459916	515791
2 - Colorado Springs	UCHealth Memorial Hospital Central	UCHealth	Large	583	Urban	566737	612399	652770	771494	919667
Total				1142		851087	953561	1105180	1259813	1497681
3 - Denver	UCHealth Broomfield Hospital	UCHealth	Small	22	Urban	Opened 9/1/2016				
3 - Denver	Castle Rock Adventist Hospital	Centura Health Adventist	Medium	55	Urban	45929	77241	76117	90787	111310
3 - Denver	National Jewish Health		Medium	46	Urban	76229	79726	100546	99276	98614
3 - Denver	OrthoColorado Hospital	Centura Health CHI	Medium	48	Urban	4845	3965	4050	10679	12082
3 - Denver	Children's Hospital Colorado	Children's Hospital CO	Large	471	Urban	685661	715208	715525	748014	756607
3 - Denver	Denver Health Medical Center		Large	555	Urban	573003	640848	711327	730589	886614
3 - Denver	Littleton Adventist Hospital	Centura Health Adventist	Large	231	Urban	146330	150115	153396	154594	144974
3 - Denver	Lutheran Medical Center	SCL Health	Large	338	Urban	195026	174632	173560	173406	181471
3 - Denver	North Suburban Medical Center	HealthONE	Large	157	Urban	100476	101591	94436	89930	87988
3 - Denver	Parker Adventist Hospital	Centura Health Adventist	Large	170	Urban	153079	178202	187604	227847	252634
3 - Denver	Platte Valley Medical Center	SCL Health	Large	98	Urban	80721	84386	80141	79513	87608
3 - Denver	Porter Adventist Hospital	Centura Health Adventist	Large	368	Urban	142864	152931	159566	188639	187239
3 - Denver	Presbyterian/St. Luke's Medical Center	HealthONE	Large	680	Urban	101788	103925	103839	99618	98439
3 - Denver	Rose Medical Center	HealthONE	Large	422	Urban	104007	106481	105738	112304	107893
3 - Denver	Sky Ridge Medical Center	HealthONE	Large	284	Urban	88211	93934	94024	96464	100103
3 - Denver	St. Anthony Hospital	Centura Health CHI	Large	237	Urban	146444	183874	222928	288486	276896
3 - Denver	St. Anthony North Health Campus	Centura Health CHI	Large	100	Urban	156262	165755	180785	221059	214842
3 - Denver	St. Joseph Hospital	SCL Health	Large	400	Urban	149597	143795	133719	132343	128337
3 - Denver	Swedish Medical Center	HealthONE	Large	408	Urban	123211	129549	152044	151242	149913
3 - Denver	The Medical Center of Aurora	HealthONE	Large	346	Urban	140991	141795	133978	135495	139306
3 - Denver	UCHealth University of Colorado Hospital	UCHealth	Large	673	Urban	953588	1028690	1134446	1246162	1372227
3 - Denver	HealthONE System (charges by system only)	HealthONE		2297		658684	677275	684059	685053	683642
Total				6196		4168262	4456643	4744642	5132503	5452291
4 - Ft. Collins	Banner Fort Collins Medical Center	Banner Health	Small	23	Urban	Opened 4/3/2015				
4 - Ft. Collins	Estes Park Health		Small	23	CAH			39603	42430	44537
4 - Ft. Collins	McKee Medical Center	Banner Health	Large	115	Urban	218576	224147	213848	211220	193545
4 - Ft. Collins	UCHealth Medical Center of the Rockies	UCHealth	Large	174	Urban	74461	85787	88275	95663	105919
4 - Ft. Collins	UCHealth Poudre Valley Hospital	UCHealth	Large	255	Urban	283008	301566	316993	355818	366278
Total				590		576046	611500	658719	705131	710279
5 - Grand Junction	Colorado Canyons Hospital and Medical Center		Small	25	CAH		52247	52971	63505	66313
5 - Grand Junction	Community Hospital		Medium	60	Urban					
5 - Grand Junction	St. Mary's Hospital & Medical Center, Inc.	SCL Health	Large	346	Urban	199336	191747	187582	190099	189783
Total				431		199336	243994	240553	253604	256096
6 - Greeley	UCHealth Longs Peak Hospital	UCHealth	Medium	51	Urban	Opened 8/31/2017				
6 - Greeley	North Colorado Medical Center	Banner Health	Large	378	Urban	484854	487328	495112	449356	426854
Total				479		484854	487328	495112	449356	442807
7 - Pueblo	Parkview Medical Center		Large	350	Urban	208835	222616	227662	232084	236736
7 - Pueblo	St. Mary-Corwin Medical Center	Centura Health CHI	Large	408	Urban	209229	213979	212091	228919	211212
Total				758		418064	436595	439753	461003	447948
8 - East	Arkansas Valley Regional Medical Center		Small	25	CAH	39485	44054	43962	43030	36880
8 - East	East Morgan County Hospital	Banner Health	Small	25	CAH	78655	80014	78897	85598	96356
8 - East	Haxton Hospital District		Small	25	CAH		24961	28931	28342	31752
8 - East	Heart of the Rockies Regional Medical Center		Small	25	CAH	54606	66366	77547	85866	92729
8 - East	Keefe Memorial Health Service District		Small	25	CAH*					
8 - East	Kit Carson County Health Service District		Small	19	CAH*					
8 - East	Lincoln Community Hospital		Small	15	CAH*					
8 - East	Melissa Memorial Hospital		Small	15	CAH	11078	12236	13007		22934
8 - East	Mt. San Rafael Hospital		Small	25	CAH*	39941	37866	37114	40014	40739
8 - East	Prowers Medical Center		Small	25	CAH					
8 - East	Rio Grande Hospital		Small	17	CAH	42485	44293	48435	51055	50743
8 - East	San Luis Valley Health Conejos County Hospital	San Luis Valley	Small	17	CAH	19062	22415	8200	7990	7978
8 - East	Sedgwick County Health Center		Small	15	CAH*	7302	7536	7398	7186	6322
8 - East	Southeast Colorado Hospital District		Small	23	CAH*	42912	42239	46386	40771	46165
8 - East	Spanish Peaks Regional Health Center		Small	20	CAH*				16765	17729
8 - East	St. Thomas More Hospital	Centura Health CHI	Small	25	CAH	72341	91143	102273	105091	107249
8 - East	Sterling Regional MedCenter	Banner Health	Small	25	Rural	115733	82400	93602	143392	117005
8 - East	Weisbrod Memorial County Hospital		Small	25	CAH*	8490	8048	7195	6391	8297
8 - East	Wray Community District Hospital		Small	15	CAH*	9773	9346	11804	8809	9082
8 - East	Yuma District Hospital		Small	15	CAH*					
8 - East	Colorado Plains Medical Center		Medium	50	Rural	100203	106262	105464	90391	90342
8 - East	San Luis Valley Health Regional Medical Center	San Luis Valley	Medium	49	Rural	49954	62121	118967	132912	134328
Total				520		692020	741300	829182	893603	916630
9 - West	Animas Surgical Hospital		Small	12	Rural					
9 - West	Aspen Valley Hospital		Small	25	CAH					
9 - West	Grand River Hospital District		Small	25	CAH	42955	46542	50772	53483	51875
9 - West	Gunnison Valley Health		Small	24	CAH	39779	42186	46701	48290	54506
9 - West	Memorial Regional Health		Small	25	CAH*					
9 - West	Middle Park Medical Center - Kremmling		Small	23	CAH					
9 - West	Pagosa Springs Medical Center		Small	11	CAH					
9 - West	Pioneers Medical Center		Small	10	CAH*	13389	11718	14260	13272	12448
9 - West	Rangely District Hospital		Small	25	CAH*	14331	14525	15765	14659	11329
9 - West	Southwest Health System, Inc.		Small	25	CAH					
9 - West	St. Vincent General Hospital District		Small	25	CAH	6938	5383	5128	5508	6190
9 - West	Delta County Memorial Hospital		Medium	49	Rural	100099	106532	110306	115013	120097
9 - West	Mercy Regional Medical Center	Centura Health CHI	Medium	82	Rural	204899	251781	288594	293868	307059
9 - West	Montrose Memorial Hospital		Medium	75	Rural					
9 - West	St. Anthony Summit Medical Center	Centura Health CHI	Medium	35	Rural	33763	37449	91646	108010	109461
9 - West	UCHealth Yampa Valley Medical Center	UCHealth	Medium	39	Rural			68484	65775	53020
9 - West	Vail Health Hospital		Medium	56	Rural	129021	130491	133284	123138	121300
9 - West	Valley View Hospital		Medium	78	Rural	222160	239642	278618	282272	299734
Total				644		807334	886249	1103558	1123288	1147019

\* These Critical Access Hospitals have a Frontier Designation (are based in any county with less than 6 people/square mile)



Salaries, Wages, & Benefits Expense										
DOI	Hospital	System	Size	Beds		2014	2015	2016	2017	2018
1 - Boulder	Avista Adventist Hospital	Centura Health Adventist	Large	114	Urban	\$45,634,717	\$48,057,520	\$53,711,465	\$55,856,859	\$57,644,004
1 - Boulder	Boulder Community Health		Large	178	Urban	\$160,703,311	\$172,896,579	\$178,414,484	\$197,661,036	\$199,663,260
1 - Boulder	Good Samaritan Medical Center	SCL Health	Large	234	Urban	\$104,114,883	\$104,044,018	\$109,032,024	\$113,583,877	\$116,058,563
1 - Boulder	Longmont United Hospital	Centura Health CHI	Large	186	Urban			\$88,974,647	\$89,421,678	\$72,363,860
Total				712		\$310,452,911	\$324,998,117	\$430,132,620	\$456,523,450	\$445,729,686
2 - Colorado Springs	UCHealth Grandview Hospital	UCHealth	Small	22	Urban	Opened 1/1/2017				
2 - Colorado Springs	UCHealth Pikes Peak Regional Hospital	UCHealth	Small	15	CAH					\$8,287,986
2 - Colorado Springs	Penrose-St. Francis Health Services	Centura Health CHI	Large	522	Urban	\$180,500,128	\$201,962,846	\$222,131,998	\$238,111,217	\$240,408,003
2 - Colorado Springs	UCHealth Memorial Hospital Central	UCHealth	Large	583	Urban	\$292,420,017	\$285,315,606	\$337,290,973	\$385,816,783	\$462,129,930
Total				1142		\$472,920,145	\$487,278,452	\$559,422,971	\$623,928,000	\$713,096,290
3 - Denver	UCHealth Broomfield Hospital	UCHealth	Small	22	Urban	Opened 9/1/2016				
3 - Denver	Castle Rock Adventist Hospital	Centura Health Adventist	Medium	55	Urban	\$31,841,272	\$37,728,184	\$38,845,391	\$42,779,646	\$49,417,846
3 - Denver	National Jewish Health		Medium	46	Urban	\$132,474,887	\$136,876,223	\$144,443,418	\$153,545,549	\$159,224,406
3 - Denver	OrthoColorado Hospital	Centura Health CHI	Medium	48	Urban	\$9,992,798	\$11,396,240	\$14,589,900	\$15,773,712	\$17,714,701
3 - Denver	Children's Hospital Colorado	Children's Hospital CO	Large	471	Urban	\$448,844,262	\$474,909,830	\$514,064,423	\$536,905,252	\$577,723,014
3 - Denver	Denver Health Medical Center		Large	555	Urban	\$497,870,694	\$543,990,815	\$623,337,294	\$640,112,378	\$659,520,101
3 - Denver	Littleton Adventist Hospital	Centura Health Adventist	Large	231	Urban	\$96,019,712	\$97,489,396	\$102,179,913	\$108,426,931	\$103,826,283
3 - Denver	Lutheran Medical Center	SCL Health	Large	338	Urban	\$136,053,273	\$133,402,256	\$144,754,454	\$150,734,304	\$156,290,876
3 - Denver	North Suburban Medical Center	HealthONE	Large	157	Urban	Charges by System Only				
3 - Denver	Parker Adventist Hospital	Centura Health Adventist	Large	170	Urban	\$75,211,243	\$86,023,482	\$99,024,156	\$111,628,856	\$109,203,227
3 - Denver	Platte Valley Medical Center	SCL Health	Large	98	Urban	\$41,510,643	\$42,298,610	\$47,340,028	\$50,769,969	\$47,608,843
3 - Denver	Porter Adventist Hospital	Centura Health Adventist	Large	368	Urban	\$120,040,658	\$131,192,516	\$137,704,032	\$151,013,196	\$147,891,255
3 - Denver	Presbyterian/St. Luke's Medical Center	HealthONE	Large	680	Urban	Charges by System Only				
3 - Denver	Rose Medical Center	HealthONE	Large	422	Urban	Charges by System Only				
3 - Denver	Sky Ridge Medical Center	HealthONE	Large	284	Urban	Charges by System Only				
3 - Denver	St. Anthony Hospital	Centura Health CHI	Large	237	Urban	\$127,149,771	\$140,307,359	\$160,012,679	\$169,663,617	\$158,615,037
3 - Denver	St. Anthony North Health Campus	Centura Health CHI	Large	100	Urban	\$66,284,786	\$69,721,911	\$79,728,594	\$84,478,945	\$79,487,506
3 - Denver	St. Joseph Hospital	SCL Health	Large	400	Urban	\$194,818,427	\$189,888,078	\$191,773,082	\$195,674,195	\$203,885,462
3 - Denver	Swedish Medical Center	HealthONE	Large	408	Urban	Charges by System Only				
3 - Denver	The Medical Center of Aurora	HealthONE	Large	346	Urban	Charges by System Only				
3 - Denver	UCHealth University of Colorado Hospital	UCHealth	Large	673	Urban	\$438,136,054	\$471,847,645	\$531,011,069	\$556,329,720	\$605,850,208
3 - Denver	HealthONE System (charges by system only)	HealthONE		2297		\$822,568,000	\$849,301,000	\$872,372,000	\$891,796,000	\$956,477,000
Total				6196		\$3,238,816,480	\$3,416,373,546	\$3,701,180,433	\$3,860,083,915	\$4,050,414,814
4 - Ft. Collins	Banner Fort Collins Medical Center	Banner Health	Small	23	Urban	Opened 4/3/2015				
4 - Ft. Collins	Estes Park Health		Small	23	CAH	\$14,820,505	\$14,878,265	\$15,211,778	\$17,423,621	\$26,830,890
4 - Ft. Collins	McKee Medical Center	Banner Health	Large	115	Urban	\$43,435,122	\$44,525,167	\$45,187,171	\$44,799,552	\$43,215,466
4 - Ft. Collins	UCHealth Medical Center of the Rockies	UCHealth	Large	174	Urban	\$112,584,388	\$123,470,478	\$135,466,471	\$142,813,089	\$156,754,243
4 - Ft. Collins	UCHealth Poudre Valley Hospital	UCHealth	Large	255	Urban	\$184,064,755	\$185,973,756	\$205,653,173	\$218,794,774	\$233,185,585
Total				590		\$354,904,770	\$368,847,665	\$415,507,480	\$438,437,249	\$474,537,885
5 - Grand Junction	Colorado Canyons Hospital and Medical Center		Small	25	CAH		\$15,494,598	\$17,661,489	\$19,901,425	\$24,210,112
5 - Grand Junction	Community Hospital		Medium	60	Urban					
5 - Grand Junction	St. Mary's Hospital & Medical Center, Inc.	SCL Health	Large	346	Urban	\$161,008,926	\$137,866,216	\$143,264,778	\$140,687,463	\$148,272,620
Total				431		\$161,008,926	\$153,360,814	\$160,926,267	\$160,588,888	\$172,482,732
6 - Greeley	UCHealth Longs Peak Hospital	UCHealth	Medium	51	Urban	Opened 8/31/2017				
6 - Greeley	North Colorado Medical Center	Banner Health	Large	378	Urban	\$119,230,701	\$120,440,153	\$124,522,760	\$125,569,113	\$122,815,674
Total				479		\$119,230,701	\$120,440,153	\$124,992,340	\$129,203,334	\$158,471,096
7 - Pueblo	Parkview Medical Center		Large	350	Urban	\$140,845,321	\$148,368,880	\$163,926,351	\$181,371,258	\$190,212,811
7 - Pueblo	St. Mary-Corwin Medical Center	Centura Health CHI	Large	408	Urban	\$86,986,695	\$90,142,924	\$91,478,333	\$99,010,488	\$84,315,926
Total				758		\$227,832,016	\$238,511,804	\$255,404,684	\$280,381,746	\$274,528,737
8 - East	Arkansas Valley Regional Medical Center		Small	25	CAH	\$23,120,926	\$23,615,226	\$20,768,747	\$20,926,549	\$22,063,550
8 - East	East Morgan County Hospital	Banner Health	Small	25	CAH	\$14,074,240	\$14,021,215	\$14,889,588	\$14,698,881	\$16,762,632
8 - East	Haxtun Hospital District		Small	25	CAH	\$4,733,765	\$5,176,562	\$5,176,562	\$5,544,286	\$5,764,162
8 - East	Heart of the Rockies Regional Medical Center		Small	25	CAH	\$22,880,889	\$26,031,351	\$30,429,241	\$32,888,937	\$38,179,147
8 - East	Keefe Memorial Health Service District		Small	25	CAH*					
8 - East	Kit Carson County Health Service District		Small	19	CAH*	\$7,961,516	\$8,228,420	\$7,168,360	\$9,547,419	\$9,417,359
8 - East	Lincoln Community Hospital		Small	15	CAH*					
8 - East	Melissa Memorial Hospital		Small	15	CAH	\$5,216,612	\$5,673,468	\$6,130,293		\$8,017,592
8 - East	Mt. San Rafael Hospital		Small	25	CAH*	\$14,044,020	\$15,403,347	\$15,316,866	\$17,382,005	\$19,681,152
8 - East	Prowers Medical Center		Small	25	CAH					
8 - East	Rio Grande Hospital		Small	17	CAH	\$7,831,242	\$8,369,582	\$9,424,733	\$9,740,032	\$10,450,550
8 - East	San Luis Valley Health Conejos County Hospital	San Luis Valley	Small	17	CAH	\$5,402,809	\$5,593,352	\$4,615,244	\$5,235,795	\$5,445,326
8 - East	Sedgwick County Health Center		Small	15	CAH*	\$5,814,186	\$6,034,296	\$6,196,611	\$6,166,501	\$6,537,513
8 - East	Southeast Colorado Hospital District		Small	23	CAH*	\$8,460,697	\$9,137,909	\$9,967,225	\$10,287,026	\$10,972,725
8 - East	Spanish Peaks Regional Health Center		Small	20	CAH*					
8 - East	St. Thomas More Hospital	Centura Health CHI	Small	25	CAH	\$29,242,984	\$33,558,574	\$36,131,066	\$38,436,043	\$35,013,482
8 - East	Sterling Regional MedCenter	Banner Health	Small	25	Rural	\$17,916,211	\$17,274,325	\$19,131,357	\$19,957,220	\$20,105,719
8 - East	Weisbrod Memorial County Hospital		Small	25	CAH*	\$3,509,299	\$3,876,996	\$4,254,386	\$4,554,053	\$5,214,697
8 - East	Wray Community District Hospital		Small	15	CAH*	\$6,519,156	\$6,260,723	\$6,869,610	\$7,888,802	\$8,379,606
8 - East	Yuma District Hospital		Small	15	CAH*					
8 - East	Colorado Plains Medical Center		Medium	50	Rural	\$23,439,106	\$23,080,359	\$24,148,999	\$22,298,999	\$22,418,999
8 - East	San Luis Valley Health Regional Medical Center	San Luis Valley	Medium	49	Rural	\$35,798,400	\$36,859,677	\$39,890,608	\$42,279,465	\$46,348,063
Total				520		\$231,232,293	\$247,752,585	\$260,509,496	\$267,832,013	\$290,772,274
9 - West	Animas Surgical Hospital		Small	12	Rural					
9 - West	Aspen Valley Hospital		Small	25	CAH					
9 - West	Grand River Hospital District		Small	25	CAH	\$21,574,302	\$22,938,368	\$25,108,142	\$27,346,762	\$29,653,712
9 - West	Gunnison Valley Health		Small	24	CAH	\$11,587,374	\$13,692,601	\$17,462,525	\$18,670,404	\$21,801,210
9 - West	Memorial Regional Health		Small	25	CAH*					
9 - West	Middle Park Medical Center - Kremmling		Small	23	CAH					
9 - West	Pagosa Springs Medical Center		Small	11	CAH					
9 - West	Pioneers Medical Center		Small	10	CAH*	\$10,712,281	\$11,319,312	\$13,002,883	\$14,289,010	\$15,389,432
9 - West	Rangely District Hospital		Small	25	CAH*	\$11,283,472	\$11,759,821	\$11,450,133	\$11,178,241	\$11,302,027
9 - West	Southwest Health System, Inc.		Small	25	CAH					
9 - West	St. Vincent General Hospital District		Small	25	CAH	\$8,002,394	\$4,146,428	\$4,941,681	\$5,300,614	\$6,295,838
9 - West	Delta County Memorial Hospital		Medium	49	Rural	\$31,642,398	\$34,466,087	\$38,467,638	\$44,614,268	\$45,314,842
9 - West	Mercy Regional Medical Center	Centura Health CHI	Medium	82	Rural	\$72,881,547	\$82,025,838	\$94,127,194	\$100,671,408	\$107,757,919
9 - West	Montrose Memorial Hospital		Medium	75	Rural					
9 - West	St. Anthony Summit Medical Center	Centura Health CHI	Medium	35	Rural	\$20,349,769	\$21,576,056	\$30,080,760	\$35,378,547	\$35,208,214
9 - West	UCHealth Yampa Valley Medical Center	UCHealth	Medium	39	Rural					
9 - West	Vail Health Hospital		Medium	56	Rural	\$68,231,058	\$72,457,925	\$71,989,619	\$69,823,744	\$74,926,250
9 - West	Valley View Hospital		Medium	78	Rural	\$97,415,021	\$118,958,015	\$132,259,367	\$127,044,720	\$131,110,605
Total				644		\$353,679,616	\$393,340,451	\$438,889,941	\$454,317,719	\$515,013,309

\* These Critical Access Hospitals have a Frontier Designation (are based in any county with less than 6 people/square mile)

Supply Expense										
DOI	Hospital	System	Size	Beds		2014	2015	2016	2017	2018
1 - Boulder	Avista Adventist Hospital	Centura Health Adventist	Large	114	Urban	\$11,105,145	\$12,604,980	\$14,533,041	\$15,486,502	\$28,340,983
1 - Boulder	Boulder Community Health		Large	178	Urban	\$48,527,361	\$53,063,045	\$55,169,801	\$57,934,012	\$57,962,431
1 - Boulder	Good Samaritan Medical Center	SCL Health	Large	234	Urban	\$53,204,031	\$60,388,658	\$62,141,805	\$58,760,776	\$58,890,534
1 - Boulder	Longmont United Hospital	Centura Health CHI	Large	186	Urban			\$26,244,148	\$22,053,230	\$19,260,912
Total				712		\$112,836,537	\$126,056,683	\$158,088,795	\$154,234,520	\$164,454,860
2 - Colorado Springs	UCHealth Grandview Hospital	UCHealth	Small	22	Urban	Opened 1/1/2017				
2 - Colorado Springs	UCHealth Pikes Peak Regional Hospital	UCHealth	Small	15	CAH					\$2,428,986
2 - Colorado Springs	Penrose-St. Francis Health Services	Centura Health CHI	Large	522	Urban	\$81,771,399	\$91,273,244	\$106,009,629	\$114,561,042	\$118,864,408
2 - Colorado Springs	UCHealth Memorial Hospital Central	UCHealth	Large	583	Urban	\$123,443,218	\$120,741,203	\$132,469,213	\$148,875,797	\$165,213,842
Total				1142		\$205,214,617	\$212,014,447	\$238,478,842	\$263,436,839	\$286,972,305
3 - Denver	UCHealth Broomfield Hospital	UCHealth	Small	22	Urban	Opened 9/1/2016				
3 - Denver	Castle Rock Adventist Hospital	Centura Health Adventist	Medium	55	Urban	\$8,054,695	\$10,385,068	\$10,781,992	\$12,293,867	\$15,100,975
3 - Denver	National Jewish Health		Medium	46	Urban	\$9,845,810	\$11,608,276	\$14,620,865	\$16,849,034	\$18,045,528
3 - Denver	OrthoColorado Hospital	Centura Health CHI	Medium	48	Urban	\$14,585,521	\$15,825,746	\$21,471,336	\$22,633,596	\$22,965,751
3 - Denver	Children's Hospital Colorado	Children's Hospital CO	Large	471	Urban	\$109,140,470	\$105,243,841	\$110,435,802	\$121,118,718	\$150,075,181
3 - Denver	Denver Health Medical Center		Large	555	Urban	\$99,988,227	\$121,305,950	\$126,455,527	\$142,027,203	\$147,663,724
3 - Denver	Littleton Adventist Hospital	Centura Health Adventist	Large	231	Urban	\$45,546,309	\$46,192,421	\$46,949,532	\$47,089,234	\$42,958,210
3 - Denver	Lutheran Medical Center	SCL Health	Large	338	Urban	\$47,552,529	\$48,090,579	\$53,095,059	\$61,073,642	\$60,897,927
3 - Denver	North Suburban Medical Center	HealthONE	Large	157	Urban	Charges by System Only				
3 - Denver	Parker Adventist Hospital	Centura Health Adventist	Large	170	Urban	\$33,536,586	\$41,050,543	\$42,540,393	\$46,208,939	\$51,594,505
3 - Denver	Platte Valley Medical Center	SCL Health	Large	98	Urban	\$13,875,166	\$15,861,212	\$18,159,331	\$16,373,146	\$18,743,739
3 - Denver	Porter Adventist Hospital	Centura Health Adventist	Large	368	Urban	\$66,031,226	\$73,651,049	\$76,179,134	\$78,783,317	\$74,743,564
3 - Denver	Presbyterian/St. Luke's Medical Center	HealthONE	Large	680	Urban	Charges by System Only				
3 - Denver	Rose Medical Center	HealthONE	Large	422	Urban	Charges by System Only				
3 - Denver	Sky Ridge Medical Center	HealthONE	Large	284	Urban	Charges by System Only				
3 - Denver	St. Anthony Hospital	Centura Health CHI	Large	237	Urban	\$53,462,246	\$57,055,519	\$59,552,196	\$59,856,213	\$56,746,812
3 - Denver	St. Anthony North Health Campus	Centura Health CHI	Large	100	Urban	\$15,214,834	\$15,009,986	\$19,914,768	\$21,308,654	\$23,554,261
3 - Denver	St. Joseph Hospital	SCL Health	Large	400	Urban	\$93,667,212	\$105,179,051	\$109,925,300	\$107,231,665	\$105,849,553
3 - Denver	Swedish Medical Center	HealthONE	Large	408	Urban	Charges by System Only				
3 - Denver	The Medical Center of Aurora	HealthONE	Large	346	Urban	Charges by System Only				
3 - Denver	UCHealth University of Colorado Hospital	UCHealth	Large	673	Urban	\$254,088,135	\$302,572,030	\$341,357,831	\$385,460,457	\$464,795,126
3 - Denver	HealthONE System (charges by system only)	HealthONE		2297		\$427,360,000	\$440,935,999	\$480,666,000	\$480,345,000	\$506,345,000
Total				6196		\$1,291,948,966	\$1,409,967,269	\$1,514,432,066	\$1,618,975,250	\$1,763,048,909
4 - Ft. Collins	Banner Fort Collins Medical Center	Banner Health	Small	23	Urban	Opened 4/3/2015				
4 - Ft. Collins	Estes Park Health		Small	23	CAH	\$3,279,597	\$3,582,628	\$3,694,201	\$4,272,651	\$5,032,615
4 - Ft. Collins	McKee Medical Center	Banner Health	Large	115	Urban	\$22,086,398	\$24,009,780	\$20,244,068	\$19,518,372	\$21,472,063
4 - Ft. Collins	UCHealth Medical Center of the Rockies	UCHealth	Large	174	Urban	\$60,661,660	\$69,790,780	\$71,936,328	\$83,214,095	\$96,184,712
4 - Ft. Collins	UCHealth Poudre Valley Hospital	UCHealth	Large	255	Urban	\$72,851,768	\$78,871,762	\$94,843,666	\$121,125,080	\$123,793,965
Total				590		\$158,879,423	\$176,254,950	\$194,276,143	\$232,440,337	\$251,806,169
5 - Grand Junction	Colorado Canyons Hospital and Medical Center		Small	25	CAH		\$6,202,963	\$7,141,534	\$7,707,058	\$7,955,844
5 - Grand Junction	Community Hospital		Medium	60	Urban					
5 - Grand Junction	St. Mary's Hospital & Medical Center, Inc.	SCL Health	Large	346	Urban	\$70,216,733	\$71,934,932	\$77,405,787	\$81,234,941	\$80,198,499
Total				431		\$70,216,733	\$78,137,895	\$84,547,321	\$88,941,999	\$88,154,343
6 - Greeley	UCHealth Longs Peak Hospital	UCHealth	Medium	51	Urban	Opened 8/31/2017				
6 - Greeley	North Colorado Medical Center	Banner Health	Large	378	Urban	\$53,032,784	\$47,374,241	\$52,168,210	\$52,065,784	\$55,129,032
Total				429		\$53,032,784	\$47,374,241	\$52,168,210	\$52,065,784	\$55,129,032
7 - Pueblo	Parkview Medical Center		Large	350	Urban	\$52,370,000	\$55,588,000	\$65,392,014	\$65,655,034	\$72,005,100
7 - Pueblo	St. Mary-Corwin Medical Center	Centura Health CHI	Large	408	Urban	\$28,203,286	\$27,080,524	\$31,026,713	\$30,533,346	\$29,184,495
Total				758		\$80,573,286	\$82,668,524	\$96,418,727	\$96,188,380	\$101,189,595
8 - East	Arkansas Valley Regional Medical Center		Small	25	CAH	\$5,544,766	\$5,661,783	\$4,828,827	\$4,438,550	\$3,802,962
8 - East	East Morgan County Hospital	Banner Health	Small	25	CAH	\$2,304,527	\$2,222,487	\$2,582,814	\$2,223,269	\$2,389,700
8 - East	Haxtun Hospital District		Small	25	CAH		\$950,044	\$1,299,071	\$1,397,321	\$1,385,866
8 - East	Heart of the Rockies Regional Medical Center		Small	25	CAH	\$6,994,304	\$8,877,509	\$10,290,999	\$11,208,494	\$13,125,129
8 - East	Keefe Memorial Health Service District		Small	25	CAH*					
8 - East	Kit Carson County Health Service District		Small	19	CAH*	\$1,585,608	\$1,669,825	\$1,504,288	\$1,371,961	\$1,349,581
8 - East	Lincoln Community Hospital		Small	15	CAH*					
8 - East	Melissa Memorial Hospital		Small	15	CAH	\$826,590	\$956,256	\$1,085,922		\$2,027,845
8 - East	Mt. San Rafael Hospital		Small	25	CAH*	\$2,202,122	\$2,454,274	\$2,466,048	\$2,789,726	\$3,287,990
8 - East	Prowers Medical Center		Small	25	CAH					
8 - East	Rio Grande Hospital		Small	17	CAH	\$1,234,616	\$1,326,313	\$1,694,159	\$2,365,238	\$1,837,297
8 - East	San Luis Valley Health Conejos County Hospital	San Luis Valley	Small	17	CAH	\$708,581	\$765,620	\$681,245	\$666,188	\$787,142
8 - East	Sedgwick County Health Center		Small	15	CAH*	\$834,518	\$931,157	\$944,839	\$988,365	\$984,799
8 - East	Southeast Colorado Hospital District		Small	23	CAH*	\$927,094	\$947,676	\$1,167,214	\$1,295,726	\$800,159
8 - East	Spanish Peaks Regional Health Center		Small	20	CAH*					
8 - East	St. Thomas More Hospital	Centura Health CHI	Small	25	CAH	\$5,384,340	\$6,052,378	\$6,729,688	\$7,030,448	\$7,675,220
8 - East	Sterling Regional MedCenter	Banner Health	Small	25	Rural	\$6,843,990	\$6,498,165	\$7,614,114	\$7,404,336	\$8,573,956
8 - East	Weisbrod Memorial County Hospital		Small	25	CAH*	\$183,696	\$159,858	\$152,930	\$253,972	\$287,497
8 - East	Wray Community District Hospital		Small	15	CAH*	\$2,089,237	\$2,124,770	\$2,053,126	\$3,042,844	\$3,159,760
8 - East	Yuma District Hospital		Small	15	CAH*					
8 - East	Colorado Plains Medical Center		Medium	50	Rural	\$4,525,904	\$4,464,603	\$4,497,000	\$3,988,000	\$4,237,000
8 - East	San Luis Valley Health Regional Medical Center	San Luis Valley	Medium	49	Rural	\$6,613,758	\$7,707,420	\$9,073,581	\$10,789,263	\$12,606,007
Total				520		\$48,803,651	\$53,770,138	\$58,665,865	\$61,253,701	\$68,217,910
9 - West	Animas Surgical Hospital		Small	12	Rural					
9 - West	Aspen Valley Hospital		Small	25	CAH					
9 - West	Grand River Hospital District		Small	25	CAH	\$4,235,923	\$4,229,477	\$5,320,728	\$6,582,833	\$6,903,413
9 - West	Gunnison Valley Health		Small	24	CAH	\$3,929,740	\$3,659,937	\$5,087,322	\$5,357,155	\$5,863,560
9 - West	Memorial Regional Health		Small	25	CAH*					
9 - West	Middle Park Medical Center - Kremmling		Small	23	CAH					
9 - West	Pagosa Springs Medical Center		Small	11	CAH					
9 - West	Pioneers Medical Center		Small	10	CAH*	\$722,930	\$1,184,001	\$1,664,231	\$1,746,405	\$2,001,911
9 - West	Rangely District Hospital		Small	25	CAH*	\$1,856,634	\$1,915,426	\$1,762,952	\$1,816,177	\$1,941,921
9 - West	Southwest Health System, Inc.		Small	25	CAH					
9 - West	St. Vincent General Hospital District		Small	25	CAH	\$660,584	\$433,554	\$431,101	\$474,042	\$709,558
9 - West	Delta County Memorial Hospital		Medium	49	Rural	\$14,319,209	\$14,729,321	\$12,676,711	\$12,935,850	\$17,050,791
9 - West	Mercy Regional Medical Center	Centura Health CHI	Medium	82	Rural	\$23,241,927	\$28,051,182	\$30,200,709	\$33,925,516	\$38,279,858
9 - West	Montrose Memorial Hospital		Medium	75	Rural					
9 - West	St. Anthony Summit Medical Center	Centura Health CHI	Medium	35	Rural	\$4,694,925	\$4,757,653	\$6,143,190	\$6,747,208	\$8,420,921
9 - West	UCHealth Yampa Valley Medical Center	UCHealth	Medium	39	Rural					\$15,917,581
9 - West	Vail Health Hospital		Medium	56	Rural	\$25,283,129	\$24,369,804	\$26,105,566	\$29,830,162	\$35,641,081
9 - West	Valley View Hospital		Medium	78	Rural	\$20,635,361	\$25,483,895	\$28,163,685	\$28,501,233	\$33,505,353
Total				644		\$99,580,362	\$108,814,250	\$117,556,195	\$127,916,581	\$166,235,947

\* These Critical Access Hospitals have a Frontier Designation (are based in any county with less than 6 people/square mile)

# Appendix D: Detailed Data by Hospital

Total Charges Commercial										
DOI	Hospital	System	Size	Beds		2014	2015	2016	2017	2018
1 - Boulder	Avista Adventist Hospital	Centura Health Adventist	Large	114	Urban	\$180,191,846	\$181,604,276	\$203,369,370	\$198,846,155	\$228,620,929
1 - Boulder	Boulder Community Health		Large	178	Urban	\$540,136,397	\$552,762,647	\$642,731,859	\$664,978,551	\$693,289,177
1 - Boulder	Good Samaritan Medical Center	SCL Health	Large	234	Urban	\$508,970,082	\$526,978,968	\$544,283,522	\$586,060,412	\$580,457,645
1 - Boulder	Longmont United Hospital	Centura Health CHI	Large	186	Urban			\$578,662,153	\$328,100,554	\$188,050,381
Total				712		\$1,229,298,325	\$1,261,345,891	\$1,969,046,904	\$1,777,985,672	\$1,690,418,131
2 - Colorado Springs	UCHealth Grandview Hospital	UCHealth	Small	22	Urban	Opened 1/1/2017				
2 - Colorado Springs	UCHealth Pikes Peak Regional Hospital	UCHealth	Small	15	CAH					\$34,394,541
2 - Colorado Springs	Penrose-St. Francis Health Services	Centura Health CHI	Large	522	Urban	\$754,409,577	\$826,784,859	\$928,507,352	\$994,176,914	\$1,039,847,241
2 - Colorado Springs	UCHealth Memorial Hospital Central	UCHealth	Large	583	Urban	\$488,181,735	\$505,616,281	\$607,888,891	\$723,786,674	\$874,403,266
Total				1142		\$1,242,591,312	\$1,332,401,140	\$1,536,396,243	\$1,717,963,588	\$1,951,252,367
3 - Denver	UCHealth Broomfield Hospital	UCHealth	Small	22	Urban	Opened 9/1/2016				
3 - Denver	Castle Rock Adventist Hospital	Centura Health Adventist	Medium	55	Urban	\$104,226,327	\$139,800,608	\$148,519,371	\$176,271,708	\$214,322,242
3 - Denver	National Jewish Health		Medium	46	Urban	\$64,410,580	\$68,234,142	\$92,597,105	\$90,597,531	\$90,711,318
3 - Denver	OrthoColorado Hospital	Centura Health CHI	Medium	48	Urban	\$112,230,959	\$132,388,842	\$163,825,202	\$157,661,350	\$173,879,698
3 - Denver	Children's Hospital Colorado	Children's Hospital CO	Large	471	Urban	\$941,115,057	\$998,893,227	\$1,020,089,502	\$1,103,562,737	\$1,288,076,707
3 - Denver	Denver Health Medical Center		Large	555	Urban	\$406,943,288	\$431,530,906	\$462,849,768	\$527,796,553	\$577,767,296
3 - Denver	Littleton Adventist Hospital	Centura Health Adventist	Large	231	Urban	\$481,455,252	\$494,151,097	\$499,814,631	\$521,585,844	\$549,553,013
3 - Denver	Lutheran Medical Center	SCL Health	Large	338	Urban	\$370,854,471	\$330,036,198	\$385,422,673	\$434,610,427	\$446,071,831
3 - Denver	North Suburban Medical Center	HealthONE	Large	157	Urban	Charges by System Only				
3 - Denver	Parker Adventist Hospital	Centura Health Adventist	Large	170	Urban	\$427,419,981	\$490,088,236	\$537,696,370	\$548,999,973	\$591,989,099
3 - Denver	Platte Valley Medical Center	SCL Health	Large	98	Urban	\$85,580,476	\$82,006,562	\$92,510,412	\$100,786,989	\$104,794,101
3 - Denver	Porter Adventist Hospital	Centura Health Adventist	Large	368	Urban	\$448,125,296	\$517,775,446	\$507,813,865	\$492,276,954	\$492,632,792
3 - Denver	Presbyterian/St. Luke's Medical Center	HealthONE	Large	680	Urban	Charges by System Only				
3 - Denver	Rose Medical Center	HealthONE	Large	422	Urban	Charges by System Only				
3 - Denver	Sky Ridge Medical Center	HealthONE	Large	284	Urban	Charges by System Only				
3 - Denver	St. Anthony Hospital	Centura Health CHI	Large	237	Urban	\$606,737,861	\$645,786,465	\$661,397,100	\$651,614,098	\$629,202,744
3 - Denver	St. Anthony North Health Campus	Centura Health CHI	Large	100	Urban	\$161,868,284	\$163,686,450	\$191,204,366	\$199,093,773	\$244,747,057
3 - Denver	St. Joseph Hospital	SCL Health	Large	400	Urban	\$755,016,433	\$786,895,104	\$839,256,225	\$931,483,598	\$945,451,062
3 - Denver	Swedish Medical Center	HealthONE	Large	408	Urban	Charges by System Only				
3 - Denver	The Medical Center of Aurora	HealthONE	Large	346	Urban	Charges by System Only				
3 - Denver	UCHealth University of Colorado Hospital	UCHealth	Large	673	Urban	\$1,506,547,295	\$1,759,978,095	\$1,955,222,345	\$2,237,233,093	\$2,677,469,082
3 - Denver	HealthONE System (charges by system only)	HealthONE		2297		\$4,936,162,000	\$5,226,518,002	\$5,954,603,000	\$6,483,569,000	\$7,201,311,000
Total				6196		\$11,408,693,559	\$12,267,769,380	\$13,512,821,934	\$14,657,143,628	\$16,283,491,753
4 - Ft. Collins	Banner Fort Collins Medical Center	Banner Health	Small	23	Urban	Opened 4/3/2015				
4 - Ft. Collins	Estes Park Health		Small	23	CAH	\$15,124,815	\$16,896,726	\$23,892,926	\$20,945,809	\$30,139,080
4 - Ft. Collins	McKee Medical Center	Banner Health	Large	115	Urban	\$82,852,820	\$91,480,032	\$84,975,157	\$80,945,727	\$77,308,444
4 - Ft. Collins	UCHealth Medical Center of the Rockies	UCHealth	Large	174	Urban	\$276,167,098	\$322,573,723	\$337,280,460	\$364,241,448	\$431,101,758
4 - Ft. Collins	UCHealth Poudre Valley Hospital	UCHealth	Large	255	Urban	\$367,117,056	\$384,573,660	\$426,191,126	\$491,402,885	\$535,372,341
Total				590		\$741,261,790	\$815,524,141	\$890,288,866	\$975,049,715	\$1,093,336,830
5 - Grand Junction	Colorado Canyons Hospital and Medical Center		Small	25	CAH			\$32,003,017	\$34,896,979	\$39,019,131
5 - Grand Junction	Community Hospital		Medium	60	Urban					
5 - Grand Junction	St. Mary's Hospital & Medical Center, Inc.	SCL Health	Large	346	Urban	\$238,919,525	\$233,794,779	\$248,124,932	\$243,851,998	\$248,847,734
Total				431		\$238,919,525	\$233,794,779	\$280,127,949	\$278,748,977	\$287,866,865
6 - Greeley	UCHealth Longs Peak Hospital	UCHealth	Medium	51	Urban	Opened 8/31/2017				
6 - Greeley	North Colorado Medical Center	Banner Health	Large	378	Urban	\$114,631,375	\$180,997,866	\$124,644,663	\$103,325,233	\$93,912,317
Total				479		\$114,631,375	\$180,997,866	\$124,644,663	\$103,325,233	\$165,000,726
7 - Pueblo	Parkview Medical Center		Large	350	Urban	\$503,272,488	\$527,086,113	\$612,383,044	\$675,329,383	\$792,887,340
7 - Pueblo	St. Mary-Corwin Medical Center	Centura Health CHI	Large	408	Urban	\$170,850,410	\$179,408,834	\$178,759,812	\$189,638,164	\$186,275,635
Total				758		\$674,122,898	\$706,494,947	\$791,142,856	\$864,967,547	\$979,162,975
8 - East	Arkansas Valley Regional Medical Center		Small	25	CAH	\$16,237,665	\$15,175,261	\$14,743,317	\$13,858,018	\$12,559,942
8 - East	East Morgan County Hospital	Banner Health	Small	25	CAH	\$8,134,306	\$7,770,971	\$10,097,276	\$11,114,435	\$13,857,839
8 - East	Haxtun Hospital District		Small	25	CAH		\$2,062,232	\$2,350,904	\$3,418,621	\$3,086,472
8 - East	Heart of the Rockies Regional Medical Center		Small	25	CAH	\$29,803,863	\$34,355,408	\$40,603,141	\$38,061,407	\$39,614,370
8 - East	Keefe Memorial Health Service District		Small	25	CAH*					
8 - East	Kit Carson County Health Service District		Small	19	CAH*	\$5,637,514	\$5,784,614	\$4,735,408	\$4,410,099	\$4,664,921
8 - East	Lincoln Community Hospital		Small	15	CAH*					
8 - East	Melissa Memorial Hospital		Small	15	CAH	\$3,595,980	\$4,191,120	\$4,790,445		\$5,678,421
8 - East	Mt. San Rafael Hospital		Small	25	CAH*	\$17,040,392	\$18,325,110	\$18,551,668	\$21,864,726	\$25,738,379
8 - East	Prowers Medical Center		Small	25	CAH					
8 - East	Rio Grande Hospital		Small	17	CAH	\$5,170,074	\$5,421,072	\$5,853,522	\$7,000,063	\$8,268,921
8 - East	San Luis Valley Health Conejos County Hospital	San Luis Valley	Small	17	CAH	\$1,819,410	\$2,073,298	\$2,158,848	\$1,803,873	\$1,869,124
8 - East	Sedgwick County Health Center		Small	15	CAH*	\$3,024,525	\$3,636,133	\$3,908,297	\$3,440,727	\$3,448,737
8 - East	Southeast Colorado Hospital District		Small	23	CAH*	\$2,475,647	\$2,740,061	\$2,369,266	\$2,579,785	\$2,392,737
8 - East	Spanish Peaks Regional Health Center		Small	20	CAH*				\$3,345,979	\$3,999,447
8 - East	St. Thomas More Hospital	Centura Health CHI	Small	25	CAH	\$37,795,571	\$56,406,592	\$56,748,228	\$64,154,975	\$68,199,638
8 - East	Sterling Regional MedCenter	Banner Health	Small	25	Rural	\$13,583,140	\$25,990,567	\$21,519,072	\$23,777,967	\$23,233,546
8 - East	Weisbrod Memorial County Hospital		Small	25	CAH*	\$869,637	\$897,665	\$638,555	\$659,389	\$962,901
8 - East	Wray Community District Hospital		Small	15	CAH*	\$4,598,479	\$5,505,444	\$5,595,023	\$6,978,798	\$8,070,956
8 - East	Yuma District Hospital		Small	15	CAH*					
8 - East	Colorado Plains Medical Center		Medium	50	Rural	\$40,344,664	\$37,322,566	\$41,117,344	\$43,034,804	\$40,562,143
8 - East	San Luis Valley Health Regional Medical Center	San Luis Valley	Medium	49	Rural	\$32,212,662	\$35,472,830	\$36,271,393	\$38,937,896	\$38,624,189
Total				520		\$222,343,530	\$263,130,943	\$272,051,707	\$288,441,563	\$304,832,684
9 - West	Animas Surgical Hospital		Small	12	Rural					
9 - West	Aspen Valley Hospital		Small	25	CAH					
9 - West	Grand River Hospital District		Small	25	CAH	\$27,631,578	\$27,888,721	\$30,872,123	\$34,931,369	\$38,518,239
9 - West	Gunnison Valley Health		Small	24	CAH	\$25,432,347	\$25,573,203	\$31,042,682	\$31,736,750	\$37,520,479
9 - West	Memorial Regional Health		Small	25	CAH*					
9 - West	Middle Park Medical Center - Kremmling		Small	23	CAH					
9 - West	Pagosa Springs Medical Center		Small	11	CAH					
9 - West	Pioneers Medical Center		Small	10	CAH*	\$5,849,936	\$3,611,906	\$5,002,098	\$4,144,809	\$6,590,101
9 - West	Rangely District Hospital		Small	25	CAH*	\$2,502,307	\$2,983,771	\$3,211,598	\$2,380,053	\$2,828,132
9 - West	Southwest Health System, Inc.		Small	25	CAH					
9 - West	St. Vincent General Hospital District		Small	25	CAH	\$4,137,298	\$2,969,063	\$3,375,835	\$4,206,993	\$5,297,598
9 - West	Delta County Memorial Hospital		Medium	49	Rural	\$36,634,359	\$37,002,679	\$38,238,065	\$41,205,062	\$43,406,366
9 - West	Mercy Regional Medical Center	Centura Health CHI	Medium	82	Rural	\$144,798,710	\$164,531,050	\$193,050,881	\$218,579,125	\$256,373,912
9 - West	Montrose Memorial Hospital		Medium	75	Rural					
9 - West	St. Anthony Summit Medical Center	Centura Health CHI	Medium	35	Rural	\$84,451,988	\$93,241,280	\$106,843,840	\$128,096,406	\$162,565,199
9 - West	UCHealth Yampa Valley Medical Center	UCHealth	Medium	39	Rural					\$55,917,974
9 - West	Vail Health Hospital		Medium	56	Rural	\$153,532,542	\$148,455,209	\$149,425,078	\$148,299,858	\$154,234,984
9 - West	Valley View Hospital		Medium	78	Rural	\$162,306,726	\$172,075,539	\$203,482,607	\$198,587,916	\$201,645,935
Total				644		\$647,277,792	\$678,332,420	\$764,544,807	\$812,168,341	\$964,898,919

\* These Critical Access Hospitals have a Frontier Designation (are based in any county with less than 6 people/square mile)



## Appendix D: Detailed Data by Hospital

Total Charges Medicaid										
DOI	Hospital	System	Size	Beds		2014	2015	2016	2017	2018
1 - Boulder	Avista Adventist Hospital	Centura Health Adventist	Large	114	Urban	\$45,849,566	\$57,868,706	\$64,309,164	\$74,028,741	\$85,604,359
1 - Boulder	Boulder Community Health		Large	178	Urban	\$122,567,446	\$155,136,263	\$165,743,083	\$177,200,387	\$179,307,425
1 - Boulder	Good Samaritan Medical Center	SCL Health	Large	234	Urban	\$93,024,303	\$116,262,456	\$129,076,606	\$135,244,475	\$140,819,309
1 - Boulder	Longmont United Hospital	Centura Health CHI	Large	186	Urban				\$100,610,511	\$141,446,967
Total				712		\$261,441,315	\$329,267,425	\$359,128,853	\$487,084,114	\$547,178,060
2 - Colorado Springs	UCHealth Grandview Hospital	UCHealth	Small	22	Urban	Opened 1/1/2017				
2 - Colorado Springs	UCHealth Pikes Peak Regional Hospital	UCHealth	Small	15	CAH					\$2,317,360
2 - Colorado Springs	Penrose-St. Francis Health Services	Centura Health CHI	Large	522	Urban	\$240,734,096	\$364,162,781	\$401,158,423	\$458,920,541	\$508,361,172
2 - Colorado Springs	UCHealth Memorial Hospital Central	UCHealth	Large	583	Urban	\$392,389,563	\$551,009,616	\$753,505,646	\$885,474,598	\$1,040,125,848
Total				1142		\$633,123,659	\$915,172,397	\$1,154,664,069	\$1,344,395,139	\$1,594,872,927
3 - Denver	UCHealth Broomfield Hospital	UCHealth	Small	22	Urban	Opened 9/1/2016				
3 - Denver	Castle Rock Adventist Hospital	Centura Health Adventist	Medium	55	Urban	\$23,014,297	\$36,927,019	\$48,247,274	\$58,987,543	\$69,161,488
3 - Denver	National Jewish Health		Medium	46	Urban	\$19,075,984	\$29,362,234	\$38,592,788	\$39,099,816	\$38,213,726
3 - Denver	OrthoColorado Hospital	Centura Health CHI	Medium	48	Urban	\$48,080		\$16,511	\$132,051	\$31,176
3 - Denver	Children's Hospital Colorado	Children's Hospital CO	Large	471	Urban	\$1,212,483,682	\$1,201,528,513	\$1,241,091,283	\$1,375,740,206	\$1,507,708,632
3 - Denver	Denver Health Medical Center		Large	555	Urban	\$943,912,029	\$1,063,929,681	\$1,057,657,865	\$1,133,063,095	\$1,162,817,037
3 - Denver	Littleton Adventist Hospital	Centura Health Adventist	Large	231	Urban	\$107,951,176	\$131,859,408	\$145,168,445	\$156,190,852	\$157,922,552
3 - Denver	Lutheran Medical Center	SCL Health	Large	338	Urban	\$244,967,361	\$294,457,113	\$334,625,846	\$361,284,674	\$318,905,776
3 - Denver	North Suburban Medical Center	HealthONE	Large	157	Urban	Charges by System Only				
3 - Denver	Parker Adventist Hospital	Centura Health Adventist	Large	170	Urban	\$75,678,357	\$113,000,724	\$146,130,331	\$151,966,966	\$154,892,931
3 - Denver	Platte Valley Medical Center	SCL Health	Large	98	Urban	\$61,685,735	\$63,949,213	\$71,590,190	\$83,913,463	\$82,298,922
3 - Denver	Porter Adventist Hospital	Centura Health Adventist	Large	368	Urban	\$134,283,553	\$197,481,968	\$191,405,883	\$213,045,288	\$221,317,356
3 - Denver	Presbyterian/St. Luke's Medical Center	HealthONE	Large	680	Urban	Charges by System Only				
3 - Denver	Rose Medical Center	HealthONE	Large	422	Urban	Charges by System Only				
3 - Denver	Sky Ridge Medical Center	HealthONE	Large	284	Urban	Charges by System Only				
3 - Denver	St. Anthony Hospital	Centura Health CHI	Large	237	Urban	\$225,326,112	\$335,994,262	\$384,395,028	\$393,645,122	\$383,981,582
3 - Denver	St. Anthony North Health Campus	Centura Health CHI	Large	100	Urban	\$140,503,995	\$170,779,011	\$197,507,569	\$202,098,911	\$195,015,890
3 - Denver	St. Joseph Hospital	SCL Health	Large	400	Urban	\$229,686,374	\$320,925,144	\$363,024,820	\$409,297,333	\$398,785,282
3 - Denver	Swedish Medical Center	HealthONE	Large	408	Urban	Charges by System Only				
3 - Denver	The Medical Center of Aurora	HealthONE	Large	346	Urban	Charges by System Only				
3 - Denver	UCHealth University of Colorado Hospital	UCHealth	Large	673	Urban	\$839,679,057	\$1,086,884,209	\$1,270,118,302	\$1,437,631,994	\$1,663,675,155
3 - Denver	HealthONE System (charges by system only)	HealthONE		2297		\$2,138,627,000	\$2,668,923,999	\$3,142,221,000	\$3,557,193,000	\$4,010,374,000
Total				6196		\$6,396,922,795	\$7,716,002,499	\$8,631,793,135	\$9,573,290,314	\$10,417,158,245
4 - Ft. Collins	Banner Fort Collins Medical Center	Banner Health	Small	23	Urban	Opened 4/3/2015				
4 - Ft. Collins	Estes Park Health		Small	23	CAH	\$4,865,730	\$8,336,002	\$15,788,324	\$21,628,912	\$22,194,680
4 - Ft. Collins	McKee Medical Center	Banner Health	Large	115	Urban	\$57,851,570	\$61,386,934	\$88,919,876	\$72,209,278	\$65,751,912
4 - Ft. Collins	UCHealth Medical Center of the Rockies	UCHealth	Large	174	Urban	\$92,848,340	\$135,080,332	\$153,641,438	\$170,783,250	\$188,814,174
4 - Ft. Collins	UCHealth Poudre Valley Hospital	UCHealth	Large	255	Urban	\$143,819,356	\$200,744,918	\$231,315,851	\$272,337,540	\$290,245,825
Total				590		\$299,384,996	\$405,548,187	\$496,472,090	\$545,620,525	\$579,346,983
5 - Grand Junction	Colorado Canyons Hospital and Medical Center		Small	25	CAH			\$5,413,147	\$5,798,823	\$6,750,438
5 - Grand Junction	Community Hospital		Medium	60	Urban					
5 - Grand Junction	St. Mary's Hospital & Medical Center, Inc.	SCL Health	Large	346	Urban	\$224,805,866	\$246,591,883	\$264,516,394	\$281,285,407	\$273,219,063
Total				431		\$224,805,866	\$246,591,883	\$269,929,541	\$287,083,870	\$279,969,501
6 - Greeley	UCHealth Longs Peak Hospital	UCHealth	Medium	51	Urban	Opened 8/31/2017				
6 - Greeley	North Colorado Medical Center	Banner Health	Large	378	Urban	\$81,120,537	\$111,931,410	\$155,832,711	\$180,323,727	\$219,190,184
Total				479		\$81,120,537	\$111,931,410	\$155,832,711	\$180,323,727	\$264,657,351
7 - Pueblo	Parkview Medical Center		Large	350	Urban	\$305,705,694	\$403,580,262	\$473,628,377	\$533,972,949	\$564,692,122
7 - Pueblo	St. Mary-Corwin Medical Center	Centura Health CHI	Large	408	Urban	\$159,049,433	\$208,893,622	\$235,590,422	\$247,962,592	\$229,413,217
Total				758		\$464,755,127	\$612,473,884	\$709,218,799	\$781,935,541	\$794,105,339
8 - East	Arkansas Valley Regional Medical Center		Small	25	CAH	\$18,512,904	\$22,526,716	\$26,930,515	\$27,136,449	\$25,649,988
8 - East	East Morgan County Hospital	Banner Health	Small	25	CAH	\$7,741,086	\$5,457,545	\$9,196,056	\$11,448,105	\$14,072,349
8 - East	Haxton Hospital District		Small	25	CAH		\$1,165,745	\$1,194,056	\$1,455,884	\$1,600,261
8 - East	Heart of the Rockies Regional Medical Center		Small	25	CAH	\$13,820,408	\$17,047,172	\$18,528,972	\$19,331,891	\$20,642,452
8 - East	Keefe Memorial Health Service District		Small	25	CAH*					
8 - East	Kit Carson County Health Service District		Small	19	CAH*	\$3,400,233	\$3,247,961	\$3,396,700	\$3,265,845	\$3,357,213
8 - East	Lincoln Community Hospital		Small	15	CAH*					
8 - East	Melissa Memorial Hospital		Small	15	CAH	\$1,496,489	\$1,854,084	\$2,213,500		\$2,947,111
8 - East	Mt. San Rafael Hospital		Small	25	CAH*	\$16,528,222	\$18,773,997	\$20,920,024	\$22,299,569	\$20,543,136
8 - East	Prowers Medical Center		Small	25	CAH					
8 - East	Rio Grande Hospital		Small	17	CAH	\$4,963,019	\$6,127,417	\$6,400,670	\$7,075,036	\$6,925,847
8 - East	San Luis Valley Health Conejos County Hospital	San Luis Valley	Small	17	CAH	\$4,002,158	\$5,605,955	\$4,595,134	\$4,431,479	\$4,930,600
8 - East	Sedgwick County Health Center		Small	15	CAH*	\$3,085,957	\$3,431,889	\$3,144,650	\$3,571,638	\$3,613,717
8 - East	Southeast Colorado Hospital District		Small	23	CAH*	\$5,223,071	\$5,890,565	\$5,937,411	\$6,152,555	\$6,534,400
8 - East	Spanish Peaks Regional Health Center		Small	20	CAH*				\$4,558,611	\$5,523,953
8 - East	St. Thomas More Hospital	Centura Health CHI	Small	25	CAH	\$31,183,604	\$44,241,629	\$49,445,954	\$56,365,558	\$54,146,541
8 - East	Sterling Regional MedCenter	Banner Health	Small	25	Rural	\$14,323,989	\$14,936,141	\$18,920,457	\$21,343,690	\$24,229,022
8 - East	Weisbrod Memorial County Hospital		Small	25	CAH*	\$1,415,099	\$1,546,039	\$1,510,282	\$1,393,623	\$1,502,620
8 - East	Wray Community District Hospital		Small	15	CAH*	\$3,001,161	\$3,139,492	\$3,429,572	\$3,959,927	\$4,716,920
8 - East	Yuma District Hospital		Small	15	CAH*					
8 - East	Colorado Plains Medical Center		Medium	50	Rural	\$24,508,349	\$29,481,389	\$32,104,211	\$33,046,625	\$33,567,601
8 - East	San Luis Valley Health Regional Medical Center	San Luis Valley	Medium	49	Rural	\$37,289,650	\$51,519,090	\$54,081,214	\$56,005,442	\$59,883,098
Total				520		\$190,495,399	\$235,992,826	\$261,949,379	\$282,841,927	\$294,386,828
9 - West	Animas Surgical Hospital		Small	12	Rural					
9 - West	Aspen Valley Hospital		Small	25	CAH					
9 - West	Grand River Hospital District		Small	25	CAH	\$16,518,346	\$22,256,085	\$25,110,279	\$25,085,009	\$22,864,645
9 - West	Gunnison Valley Health		Small	24	CAH	\$7,541,260	\$9,349,025	\$10,504,528	\$11,742,270	\$12,499,009
9 - West	Memorial Regional Health		Small	25	CAH*					
9 - West	Middle Park Medical Center - Kremmling		Small	23	CAH					
9 - West	Pagosa Springs Medical Center		Small	11	CAH					
9 - West	Pioneers Medical Center		Small	10	CAH*	\$3,277,227	\$1,196,040	\$1,736,842	\$3,234,706	\$2,675,028
9 - West	Rangely District Hospital		Small	25	CAH*	\$2,115,665	\$2,229,649	\$2,539,143	\$2,623,894	\$1,842,055
9 - West	Southwest Health System, Inc.		Small	25	CAH					
9 - West	St. Vincent General Hospital District		Small	25	CAH	\$3,566,160	\$2,219,503	\$2,404,335	\$2,695,073	\$3,235,192
9 - West	Delta County Memorial Hospital		Medium	49	Rural	\$23,966,368	\$32,084,803	\$32,571,612	\$38,624,637	\$38,009,328
9 - West	Mercy Regional Medical Center	Centura Health CHI	Medium	82	Rural	\$44,928,055	\$73,090,133	\$87,458,016	\$106,298,334	\$119,716,194
9 - West	Montrose Memorial Hospital		Medium	75	Rural					
9 - West	St. Anthony Summit Medical Center	Centura Health CHI	Medium	35	Rural	\$13,400,203	\$19,665,034	\$26,893,662	\$29,962,626	\$33,610,288
9 - West	UCHealth Yampa Valley Medical Center	UCHealth	Medium	39	Rural					\$15,073,720
9 - West	Vail Health Hospital		Medium	56	Rural	\$16,393,164	\$21,034,895	\$22,347,708	\$20,882,527	\$20,732,210
9 - West	Valley View Hospital		Medium	78	Rural	\$47,364,601	\$65,476,116	\$83,432,045	\$75,759,614	\$73,775,053
Total				644		\$179,071,049	\$248,601,283	\$294,998,171	\$316,908,689	\$344,032,720

\* These Critical Access Hospitals have a Frontier Designation (are based in any county with less than 6 people/square mile)

# Appendix D: Detailed Data by Hospital

Total Charges Medicare										
DOI	Hospital	System	Size	Beds		2014	2015	2016	2017	2018
1 - Boulder	Avista Adventist Hospital	Centura Health Adventist	Large	114	Urban	\$83,271,103	\$93,146,939	\$105,180,586	\$111,215,986	\$146,400,202
1 - Boulder	Boulder Community Health		Large	178	Urban	\$431,372,952	\$518,153,363	\$564,212,868	\$649,365,217	\$668,462,850
1 - Boulder	Good Samaritan Medical Center	SCL Health	Large	234	Urban	\$530,326,277	\$557,544,966	\$610,389,188	\$668,640,294	\$694,206,143
1 - Boulder	Longmont United Hospital	Centura Health CHI	Large	186	Urban				\$197,452,486	\$284,207,609
Total				712		\$1,044,970,332	\$1,168,845,268	\$1,279,782,642	\$1,626,673,983	\$1,793,276,804
2 - Colorado Springs	UCHealth Grandview Hospital	UCHealth	Small	22	Urban	Opened 1/1/2017				\$22,088,737
2 - Colorado Springs	UCHealth Pikes Peak Regional Hospital	UCHealth	Small	15	CAH					\$5,012,102
2 - Colorado Springs	Penrose-St. Francis Health Services	Centura Health CHI	Large	522	Urban	\$926,237,733	\$1,041,390,310	\$1,115,569,743	\$1,243,447,083	\$1,475,977,213
2 - Colorado Springs	UCHealth Memorial Hospital Central	UCHealth	Large	583	Urban	\$749,196,216	\$788,470,439	\$911,069,129	\$1,060,168,165	\$1,291,024,151
Total				1142		\$1,675,433,949	\$1,829,860,749	\$2,026,638,871	\$2,303,615,248	\$2,794,102,203
3 - Denver	UCHealth Broomfield Hospital	UCHealth	Small	22	Urban	Opened 9/1/2016				\$18,744,699
3 - Denver	Castle Rock Adventist Hospital	Centura Health Adventist	Medium	55	Urban	\$64,580,309	\$89,699,487	\$94,724,315	\$128,344,926	\$151,320,214
3 - Denver	National Jewish Health		Medium	46	Urban	\$55,100,332	\$62,078,046	\$86,449,830	\$98,485,859	\$107,318,428
3 - Denver	OrthoColorado Hospital	Centura Health CHI	Medium	48	Urban	\$93,808,004	\$103,228,294	\$145,042,771	\$163,267,167	\$180,594,864
3 - Denver	Children's Hospital Colorado	Children's Hospital CO	Large	471	Urban	\$11,119,303	\$13,618,048	\$15,542,505	\$6,791,071	\$10,371,909
3 - Denver	Denver Health Medical Center		Large	555	Urban	\$237,788,171	\$278,360,645	\$260,964,522	\$288,792,284	\$334,322,356
3 - Denver	Littleton Adventist Hospital	Centura Health Adventist	Large	231	Urban	\$465,529,559	\$511,442,720	\$554,588,276	\$591,887,775	\$653,272,052
3 - Denver	Lutheran Medical Center	SCL Health	Large	338	Urban	\$588,437,491	\$627,039,080	\$719,078,845	\$801,074,968	\$793,744,426
3 - Denver	North Suburban Medical Center	HealthONE	Large	157	Urban	Charges by System Only				
3 - Denver	Parker Adventist Hospital	Centura Health Adventist	Large	170	Urban	\$251,576,435	\$305,471,548	\$358,124,158	\$405,946,351	\$460,714,939
3 - Denver	Platte Valley Medical Center	SCL Health	Large	98	Urban	\$87,170,606	\$81,509,717	\$103,287,727	\$110,666,067	\$122,954,409
3 - Denver	Porter Adventist Hospital	Centura Health Adventist	Large	368	Urban	\$543,022,606	\$602,652,855	\$648,990,041	\$680,971,913	\$678,607,683
3 - Denver	Presbyterian/St. Luke's Medical Center	HealthONE	Large	680	Urban	Charges by System Only				
3 - Denver	Rose Medical Center	HealthONE	Large	422	Urban	Charges by System Only				
3 - Denver	Sky Ridge Medical Center	HealthONE	Large	284	Urban	Charges by System Only				
3 - Denver	St. Anthony Hospital	Centura Health CHI	Large	237	Urban	\$649,992,195	\$709,777,073	\$746,373,084	\$797,008,523	\$816,360,495
3 - Denver	St. Anthony North Health Campus	Centura Health CHI	Large	100	Urban	\$258,794,708	\$244,582,568	\$242,851,336	\$261,151,062	\$305,035,333
3 - Denver	St. Joseph Hospital	SCL Health	Large	400	Urban	\$763,602,699	\$821,689,013	\$912,147,059	\$995,854,852	\$1,043,954,735
3 - Denver	Swedish Medical Center	HealthONE	Large	408	Urban	Charges by System Only				
3 - Denver	The Medical Center of Aurora	HealthONE	Large	346	Urban	Charges by System Only				
3 - Denver	UCHealth University of Colorado Hospital	UCHealth	Large	673	Urban	\$1,538,303,514	\$1,758,730,207	\$2,021,273,244	\$2,328,381,516	\$2,833,240,394
3 - Denver	HealthONE System (charges by system only)	HealthONE		2297		\$4,093,398,000	\$4,621,931,000	\$5,211,607,000	\$6,056,447,000	\$6,952,156,000
Total				6196		\$9,702,223,933	\$10,831,810,301	\$12,121,044,712	\$13,715,071,333	\$15,462,712,935
4 - Ft. Collins	Banner Fort Collins Medical Center	Banner Health	Small	23	Urban	Opened 4/3/2015		\$25,402,905	\$34,148,768	\$40,337,616
4 - Ft. Collins	Estes Park Health		Small	23	CAH	\$27,680,709	\$29,518,272	\$31,619,860	\$37,659,690	\$44,057,339
4 - Ft. Collins	McKee Medical Center	Banner Health	Large	115	Urban	\$183,120,967	\$199,732,147	\$173,878,276	\$203,656,218	\$224,579,420
4 - Ft. Collins	UCHealth Medical Center of the Rockies	UCHealth	Large	174	Urban	\$425,890,524	\$475,089,996	\$533,978,582	\$631,204,429	\$716,315,643
4 - Ft. Collins	UCHealth Poudre Valley Hospital	UCHealth	Large	255	Urban	\$453,870,745	\$510,550,690	\$575,563,803	\$725,635,124	\$790,715,255
Total				590		\$1,090,562,945	\$1,214,891,106	\$1,340,443,426	\$1,632,304,230	\$1,816,005,273
5 - Grand Junction	Colorado Canyons Hospital and Medical Center		Small	25	CAH			\$29,834,951	\$34,070,455	\$34,565,473
5 - Grand Junction	Community Hospital		Medium	60	Urban					
5 - Grand Junction	St. Mary's Hospital & Medical Center, Inc.	SCL Health	Large	346	Urban	\$413,492,391	\$456,705,861	\$479,614,602	\$533,610,018	\$584,459,586
Total				431		\$413,492,391	\$456,705,861	\$509,449,553	\$567,680,473	\$619,025,059
6 - Greeley	UCHealth Longs Peak Hospital	UCHealth	Medium	51	Urban	Opened 8/31/2017				\$75,161,571
6 - Greeley	North Colorado Medical Center	Banner Health	Large	378	Urban	\$654,595,145	\$620,079,483	\$713,173,825	\$748,764,591	\$781,584,097
Total				479		\$654,595,145	\$620,079,483	\$713,173,825	\$748,764,591	\$856,745,669
7 - Pueblo	Parkview Medical Center		Large	350	Urban	\$502,043,684	\$521,537,865	\$599,873,205	\$651,168,018	\$698,284,260
7 - Pueblo	St. Mary-Corwin Medical Center	Centura Health CHI	Large	408	Urban	\$336,186,553	\$354,114,670	\$401,677,451	\$436,045,824	\$429,238,229
Total				758		\$838,230,237	\$875,652,535	\$1,001,550,656	\$1,087,213,842	\$1,127,522,489
8 - East	Arkansas Valley Regional Medical Center		Small	25	CAH	\$34,205,423	\$30,675,066	\$36,374,610	\$36,347,823	\$35,566,132
8 - East	East Morgan County Hospital	Banner Health	Small	25	CAH	\$26,162,638	\$31,331,057	\$26,816,183	\$29,325,215	\$27,376,634
8 - East	Haxtun Hospital District		Small	25	CAH		\$4,100,331	\$3,579,716	\$4,054,840	\$4,469,377
8 - East	Heart of the Rockies Regional Medical Center		Small	25	CAH	\$36,716,527	\$42,031,424	\$48,926,926	\$70,294,782	\$85,965,591
8 - East	Keefe Memorial Health Service District		Small	25	CAH*					
8 - East	Kit Carson County Health Service District		Small	19	CAH*	\$7,245,628	\$7,690,728	\$7,916,554	\$7,040,109	\$7,425,386
8 - East	Lincoln Community Hospital		Small	15	CAH*					
8 - East	Melissa Memorial Hospital		Small	15	CAH	\$6,394,722	\$6,620,076	\$6,851,781		\$14,217,747
8 - East	Mt. San Rafael Hospital		Small	25	CAH*	\$24,970,511	\$26,023,383	\$25,378,075	\$28,540,688	\$30,712,501
8 - East	Prowers Medical Center		Small	25	CAH					
8 - East	Rio Grande Hospital		Small	17	CAH	\$12,616,870	\$13,094,904	\$14,937,663	\$14,901,195	\$18,350,379
8 - East	San Luis Valley Health Conejos County Hospital	San Luis Valley	Small	17	CAH	\$5,616,523	\$6,628,547	\$6,252,607	\$6,623,978	\$7,556,509
8 - East	Sedgwick County Health Center		Small	15	CAH*	\$5,876,470	\$5,964,348	\$5,998,218	\$6,488,622	\$7,154,096
8 - East	Southeast Colorado Hospital District		Small	23	CAH*	\$10,865,083	\$11,400,519	\$12,606,693	\$11,355,766	\$12,945,139
8 - East	Spanish Peaks Regional Health Center		Small	20	CAH*				\$11,361,199	\$11,944,887
8 - East	St. Thomas More Hospital	Centura Health CHI	Small	25	CAH	\$61,850,237	\$67,706,245	\$78,913,185	\$84,845,025	\$89,089,230
8 - East	Sterling Regional MedCenter	Banner Health	Small	25	Rural	\$56,007,659	\$52,166,151	\$55,596,401	\$63,213,923	\$65,087,762
8 - East	Weisbrod Memorial County Hospital		Small	25	CAH*	\$2,233,844	\$1,934,231	\$1,760,131	\$2,295,952	\$2,061,286
8 - East	Wray Community District Hospital		Small	15	CAH*	\$6,740,355	\$6,627,374	\$6,792,393	\$9,787,241	\$11,010,748
8 - East	Yuma District Hospital		Small	15	CAH*					
8 - East	Colorado Plains Medical Center		Medium	50	Rural	\$44,963,720	\$48,691,568	\$51,612,957	\$53,546,864	\$52,070,734
8 - East	San Luis Valley Health Regional Medical Center	San Luis Valley	Medium	49	Rural	\$45,667,543	\$53,944,633	\$59,072,069	\$68,099,947	\$76,077,889
Total				520		\$388,133,755	\$416,630,585	\$449,386,162	\$508,123,170	\$559,082,027
9 - West	Animas Surgical Hospital		Small	12	Rural					
9 - West	Aspen Valley Hospital		Small	25	CAH					
9 - West	Grand River Hospital District		Small	25	CAH	\$21,358,391	\$23,650,621	\$26,744,409	\$33,855,669	\$34,232,824
9 - West	Gunnison Valley Health		Small	24	CAH	\$14,317,967	\$15,224,358	\$19,358,511	\$22,747,666	\$31,825,273
9 - West	Memorial Regional Health		Small	25	CAH*					
9 - West	Middle Park Medical Center - Kremmling		Small	23	CAH					
9 - West	Pagosa Springs Medical Center		Small	11	CAH					
9 - West	Pioneers Medical Center		Small	10	CAH*	\$5,737,302	\$5,305,716	\$8,171,838	\$8,897,699	\$8,624,348
9 - West	Rangely District Hospital		Small	25	CAH*	\$2,635,030	\$3,170,449	\$2,568,888	\$2,447,202	\$2,685,048
9 - West	Southwest Health System, Inc.		Small	25	CAH					
9 - West	St. Vincent General Hospital District		Small	25	CAH	\$4,733,095	\$2,185,815	\$2,379,112	\$2,928,327	\$3,245,128
9 - West	Delta County Memorial Hospital		Medium	49	Rural	\$70,713,425	\$75,847,348	\$83,307,989	\$90,537,648	\$103,740,802
9 - West	Mercy Regional Medical Center	Centura Health CHI	Medium	82	Rural	\$160,622,814	\$196,088,694	\$210,727,081	\$260,138,359	\$303,446,622
9 - West	Montrose Memorial Hospital		Medium	75	Rural					
9 - West	St. Anthony Summit Medical Center	Centura Health CHI	Medium	35	Rural	\$25,723,509	\$29,762,253	\$36,125,629	\$42,128,402	\$57,412,001
9 - West	UCHealth Yampa Valley Medical Center	UCHealth	Medium	39	Rural					\$41,452,437
9 - West	Vail Health Hospital		Medium	56	Rural	\$54,617,315	\$58,763,142	\$58,577,060	\$73,187,418	\$97,877,272
9 - West	Valley View Hospital		Medium	78	Rural	\$85,573,772	\$119,119,480	\$143,594,725	\$156,910,965	\$166,644,626
Total				644		\$446,032,620	\$529,117,876	\$591,555,241	\$693,779,355	\$851,186,381

\* These Critical Access Hospitals have a Frontier Designation (are based in any county with less than 6 people/square mile)

# Appendix D: Detailed Data by Hospital

Total Charges Self Pay										
DOI	Hospital	System	Size	Beds		2014	2015	2016	2017	2018
1 - Boulder	Avista Adventist Hospital	Centura Health Adventist	Large	114	Urban	\$6,602,038	\$4,148,035	\$5,194,461	\$14,217,927	\$17,431,121
1 - Boulder	Boulder Community Health		Large	178	Urban	\$29,220,875	\$22,857,440	\$25,035,284	\$30,309,568	\$36,317,789
1 - Boulder	Good Samaritan Medical Center	SCL Health	Large	234	Urban	\$16,532,306	\$16,949,107	\$13,960,344	\$17,775,583	\$21,440,330
1 - Boulder	Longmont United Hospital	Centura Health CHI	Large	186	Urban				\$11,870,190	\$12,473,642
Total				712		\$52,355,219	\$43,954,582	\$44,190,089	\$74,173,267	\$87,662,882
2 - Colorado Springs	UCHealth Grandview Hospital	UCHealth	Small	22	Urban	Opened 9/1/2017				
2 - Colorado Springs	UCHealth Pikes Peak Regional Hospital	UCHealth	Small	15	CAH					\$6,850,766
2 - Colorado Springs	Penrose-St. Francis Health Services	Centura Health CHI	Large	522	Urban	\$43,264,624	\$30,290,365	\$27,394,302	\$44,075,723	\$42,059,988
2 - Colorado Springs	UCHealth Memorial Hospital Central	UCHealth	Large	583	Urban	\$149,323,288	\$68,413,507	\$70,932,011	\$78,712,576	\$100,104,610
Total				1142		\$192,587,912	\$98,703,872	\$98,326,313	\$122,788,299	\$149,415,060
3 - Denver	UCHealth Broomfield Hospital	UCHealth	Small	22	Urban	Opened 9/1/2016				
3 - Denver	Castle Rock Adventist Hospital	Centura Health Adventist	Medium	55	Urban	\$7,841,912	\$5,557,222	\$5,617,894	\$12,260,995	\$16,506,462
3 - Denver	National Jewish Health		Medium	46	Urban	\$581,474	\$576,255	\$748,847	\$923,740	\$820,854
3 - Denver	OrthoColorado Hospital	Centura Health CHI	Medium	48	Urban	\$861,893	\$398,716	\$1,134,270	\$967,065	\$1,824,292
3 - Denver	Children's Hospital Colorado	Children's Hospital CO	Large	471	Urban	\$13,227,002	\$13,138,774	\$12,595,336	\$20,418,963	\$20,846,367
3 - Denver	Denver Health Medical Center		Large	555	Urban	\$146,143,054	\$149,101,401	\$167,491,697	\$158,193,199	\$167,676,634
3 - Denver	Littleton Adventist Hospital	Centura Health Adventist	Large	231	Urban	\$25,150,727	\$16,420,545	\$14,845,247	\$20,366,623	\$17,760,114
3 - Denver	Lutheran Medical Center	SCL Health	Large	338	Urban	\$56,072,590	\$38,646,568	\$36,346,866	\$35,812,039	\$49,239,635
3 - Denver	North Suburban Medical Center	HealthONE	Large	157	Urban	Charges by System Only				
3 - Denver	Parker Adventist Hospital	Centura Health Adventist	Large	170	Urban	\$28,370,812	\$22,308,894	\$20,752,513	\$25,316,557	\$27,184,421
3 - Denver	Platte Valley Medical Center	SCL Health	Large	98	Urban	\$17,164,097	\$14,653,235	\$15,992,786	\$18,696,372	\$16,878,673
3 - Denver	Porter Adventist Hospital	Centura Health Adventist	Large	368	Urban	\$24,785,946	\$14,766,541	\$13,547,020	\$19,106,346	\$19,847,708
3 - Denver	Presbyterian/St. Luke's Medical Center	HealthONE	Large	680	Urban	Charges by System Only				
3 - Denver	Rose Medical Center	HealthONE	Large	422	Urban	Charges by System Only				
3 - Denver	Sky Ridge Medical Center	HealthONE	Large	284	Urban	Charges by System Only				
3 - Denver	St. Anthony Hospital	Centura Health CHI	Large	237	Urban	\$61,776,472	\$36,676,130	\$36,825,871	\$47,567,767	\$44,768,726
3 - Denver	St. Anthony North Health Campus	Centura Health CHI	Large	100	Urban	\$40,381,125	\$21,080,419	\$20,680,093	\$24,996,587	\$26,418,161
3 - Denver	St. Joseph Hospital	SCL Health	Large	400	Urban	\$105,055,661	\$100,485,222	\$84,979,565	\$100,115,271	\$106,719,280
3 - Denver	Swedish Medical Center	HealthONE	Large	408	Urban	Charges by System Only				
3 - Denver	The Medical Center of Aurora	HealthONE	Large	346	Urban	Charges by System Only				
3 - Denver	UCHealth University of Colorado Hospital	UCHealth	Large	673	Urban	\$312,774,919	\$175,632,067	\$171,814,828	\$198,928,246	\$219,089,590
3 - Denver	HealthONE System (charges by system only)	HealthONE		2297		\$486,093,000	\$557,160,002	\$573,825,000	\$665,713,000	\$786,043,000
Total				6196		\$1,326,280,683	\$1,166,601,991	\$1,177,197,833	\$1,349,382,770	\$1,534,368,983
4 - Ft. Collins	Banner Fort Collins Medical Center	Banner Health	Small	23	Urban	Opened 4/3/2015				
4 - Ft. Collins	Estes Park Health		Small	23	CAH	\$1,508,286	\$1,218,413	\$1,120,824	\$757,944	\$1,608,825
4 - Ft. Collins	McKee Medical Center	Banner Health	Large	115	Urban	\$10,736,908	\$3,714,807	\$3,687,204	\$6,008,760	\$2,874,345
4 - Ft. Collins	UCHealth Medical Center of the Rockies	UCHealth	Large	174	Urban	\$49,309,875	\$28,620,535	\$30,021,588	\$28,699,137	\$37,087,369
4 - Ft. Collins	UCHealth Poudre Valley Hospital	UCHealth	Large	255	Urban	\$56,961,651	\$32,151,466	\$30,630,141	\$32,643,168	\$36,930,275
Total				590		\$118,516,721	\$65,705,221	\$67,205,780	\$69,918,870	\$81,730,918
5 - Grand Junction	Colorado Canyons Hospital and Medical Center		Small	25	CAH			\$1,247,610	\$1,120,000	\$2,540,515
5 - Grand Junction	Community Hospital		Medium	60	Urban					
5 - Grand Junction	St. Mary's Hospital & Medical Center, Inc.	SCL Health	Large	346	Urban	\$31,299,216	\$31,660,257	\$37,088,748	\$38,774,257	\$42,637,155
Total				431		\$31,299,216	\$31,660,257	\$38,336,358	\$39,894,257	\$45,177,670
6 - Greeley	UCHealth Longs Peak Hospital	UCHealth	Medium	51	Urban	Opened 8/31/2017				
6 - Greeley	North Colorado Medical Center	Banner Health	Large	378	Urban	\$91,969,584	\$65,243,666	\$13,341,368	\$9,108,942	\$12,770,217
Total				479		\$91,969,584	\$65,243,666	\$13,341,368	\$9,108,942	\$12,770,217
7 - Pueblo	Parkview Medical Center		Large	350	Urban	\$30,952,420	\$18,757,466	\$19,464,920	\$22,220,425	\$27,956,806
7 - Pueblo	St. Mary-Corwin Medical Center	Centura Health CHI	Large	408	Urban	\$8,666,465	\$4,875,038	\$4,390,065	\$7,055,791	\$8,092,930
Total				758		\$39,618,885	\$23,632,504	\$23,854,985	\$29,276,216	\$36,049,736
8 - East	Arkansas Valley Regional Medical Center		Small	25	CAH	\$5,929,705	\$2,556,162	\$2,165,193	\$2,037,876	\$2,558,833
8 - East	East Morgan County Hospital	Banner Health	Small	25	CAH	\$978,167	\$925,511	\$1,298,617	\$1,543,799	\$1,778,012
8 - East	Haxtun Hospital District		Small	25	CAH		\$737,496	\$979,340	\$777,645	\$965,364
8 - East	Heart of the Rockies Regional Medical Center		Small	25	CAH	\$3,110,312	\$3,025,531	\$3,591,686	\$3,535,707	\$4,576,038
8 - East	Keefe Memorial Health Service District		Small	25	CAH*					
8 - East	Kit Carson County Health Service District		Small	19	CAH*	\$936,188	\$1,076,587	\$955,436	\$1,274,091	\$947,696
8 - East	Lincoln Community Hospital		Small	15	CAH*					
8 - East	Melissa Memorial Hospital		Small	15	CAH	\$606,780	\$464,436	\$322,818		\$507,300
8 - East	Mt. San Rafael Hospital		Small	25	CAH*	\$3,400,716	\$2,827,342	\$3,202,919	\$2,971,476	\$3,859,007
8 - East	Prowers Medical Center		Small	25	CAH					
8 - East	Rio Grande Hospital		Small	17	CAH	\$1,560,508	\$1,479,247	\$1,543,156	\$1,660,280	\$1,708,169
8 - East	San Luis Valley Health Conejos County Hospital	San Luis Valley	Small	17	CAH	\$1,093,416	\$669,988	\$450,292	\$402,386	\$806,416
8 - East	Sedgwick County Health Center		Small	15	CAH*	\$1,751,830	\$1,794,809	\$1,599,603	\$1,667,859	\$1,819,737
8 - East	Southeast Colorado Hospital District		Small	23	CAH*	\$980,568	\$589,055	\$397,661	\$367,984	\$568,819
8 - East	Spanish Peaks Regional Health Center		Small	20	CAH*				\$460,156	\$626,487
8 - East	St. Thomas More Hospital	Centura Health CHI	Small	25	CAH	\$3,978,444	\$2,916,811	\$2,650,011	\$3,577,760	\$3,697,009
8 - East	Sterling Regional MedCenter	Banner Health	Small	25	Rural	\$2,439,694	\$2,254,800	\$1,474,024	\$1,496,338	\$2,074,033
8 - East	Weisbrod Memorial County Hospital		Small	25	CAH*	\$497,806	\$440,557	\$472,511	\$503,901	\$520,027
8 - East	Wray Community District Hospital		Small	15	CAH*	\$786,494	\$549,875	\$698,015	\$640,721	\$659,052
8 - East	Yuma District Hospital		Small	15	CAH*					
8 - East	Colorado Plains Medical Center		Medium	50	Rural	\$10,026,042	\$8,688,643	\$10,326,901	\$9,508,499	\$9,269,138
8 - East	San Luis Valley Health Regional Medical Center	San Luis Valley	Medium	49	Rural	\$10,026,231	\$5,377,475	\$6,532,988	\$6,187,916	\$9,778,900
Total				520		\$48,102,901	\$36,374,325	\$38,661,172	\$38,614,395	\$46,720,035
9 - West	Animas Surgical Hospital		Small	12	Rural					
9 - West	Aspen Valley Hospital		Small	25	CAH					
9 - West	Grand River Hospital District		Small	25	CAH	\$8,084,963	\$7,063,090	\$7,179,886	\$7,914,043	\$8,491,695
9 - West	Gunnison Valley Health		Small	24	CAH	\$1,944,172	\$2,443,520	\$1,966,878	\$2,912,919	\$3,455,865
9 - West	Memorial Regional Health		Small	25	CAH*					
9 - West	Middle Park Medical Center - Kremmling		Small	23	CAH					
9 - West	Pagosa Springs Medical Center		Small	11	CAH					
9 - West	Pioneers Medical Center		Small	10	CAH*	\$643,146	\$6,494,616	\$9,433,176	\$7,968,557	\$846,571
9 - West	Rangely District Hospital		Small	25	CAH*	\$334,047	\$382,016	\$682,307	\$685,693	\$757,568
9 - West	Southwest Health System, Inc.		Small	25	CAH					
9 - West	St. Vincent General Hospital District		Small	25	CAH	\$2,152,516	\$1,323,438	\$1,434,310	\$1,733,377	\$1,079,432
9 - West	Delta County Memorial Hospital		Medium	49	Rural	\$3,830,980	\$3,820,855	\$3,652,118	\$4,248,143	\$4,362,484
9 - West	Mercy Regional Medical Center	Centura Health CHI	Medium	82	Rural	\$10,128,323	\$6,857,095	\$6,971,575	\$13,074,095	\$9,277,484
9 - West	Montrose Memorial Hospital		Medium	75	Rural					
9 - West	St. Anthony Summit Medical Center	Centura Health CHI	Medium	35	Rural	\$8,344,218	\$7,178,218	\$7,096,711	\$12,501,750	\$13,678,351
9 - West	UCHealth Yampa Valley Medical Center	UCHealth	Medium	39	Rural					\$4,817,277
9 - West	Vail Health Hospital		Medium	56	Rural	\$14,669,385	\$12,575,268	\$12,167,400	\$12,221,233	\$11,879,990
9 - West	Valley View Hospital		Medium	78	Rural	\$9,834,647	\$10,185,817	\$12,390,673	\$11,634,678	\$12,768,036
Total				644		\$59,966,395	\$58,323,933	\$62,975,034	\$74,894,488	\$71,414,511

\* These Critical Access Hospitals have a Frontier Designation (are based in any county with less than 6 people/square mile)

# Appendix D: Detailed Data by Hospital

Total Charges Total										
DOI	Hospital	System	Size	Beds		2014	2015	2016	2017	2018
1 - Boulder	Avista Adventist Hospital	Centura Health Adventist	Large	114	Urban	\$319,821,717	\$340,438,823	\$383,457,587	\$403,491,521	\$484,882,304
1 - Boulder	Boulder Community Health		Large	178	Urban	\$1,128,426,649	\$1,253,982,704	\$1,402,741,958	\$1,527,213,594	\$1,583,646,441
1 - Boulder	Good Samaritan Medical Center	SCL Health	Large	234	Urban	\$1,184,413,576	\$1,252,386,648	\$1,337,348,020	\$1,455,246,713	\$1,491,696,083
1 - Boulder	Longmont United Hospital	Centura Health CHI	Large	186	Urban	\$578,662,153		\$640,358,356	\$635,260,370	
Total				712		\$2,632,661,942	\$2,846,808,175	\$3,702,209,718	\$4,026,310,185	\$4,195,485,198
2 - Colorado Springs	UCHealth Grandview Hospital	UCHealth	Small	22	Urban	Opened 1/1/2017				\$125,898,781
2 - Colorado Springs	UCHealth Pikes Peak Regional Hospital	UCHealth	Small	15	CAH					\$11,218,588
2 - Colorado Springs	Penrose-St. Francis Health Services	Centura Health CHI	Large	522	Urban	\$2,018,391,988	\$2,280,402,729	\$2,487,917,748	\$2,754,468,195	\$3,085,541,388
2 - Colorado Springs	UCHealth Memorial Hospital Central	UCHealth	Large	583	Urban	\$2,047,467,633	\$2,187,854,938	\$2,607,154,642	\$3,051,971,728	\$3,658,383,769
Total				1142		\$4,065,859,621	\$4,468,257,667	\$5,095,072,390	\$5,806,439,923	\$6,881,042,526
3 - Denver	UCHealth Broomfield Hospital	UCHealth	Small	22	Urban	Opened 9/1/2016				\$146,491,651
3 - Denver	Castle Rock Adventist Hospital	Centura Health Adventist	Medium	55	Urban	\$201,958,512	\$273,153,417	\$298,154,395	\$376,625,398	\$453,070,222
3 - Denver	National Jewish Health		Medium	46	Urban	\$145,299,706	\$161,894,748	\$219,803,939	\$230,239,322	\$237,858,324
3 - Denver	OrthoColorado Hospital	Centura Health CHI	Medium	48	Urban	\$206,948,936	\$236,015,852	\$310,018,755	\$322,052,730	\$356,330,563
3 - Denver	Children's Hospital Colorado	Children's Hospital CO	Large	471	Urban	\$2,177,945,044	\$2,227,178,563	\$2,289,318,626	\$2,506,512,977	\$2,827,003,615
3 - Denver	Denver Health Medical Center		Large	555	Urban	\$1,878,875,785	\$2,058,906,272	\$2,113,879,042	\$2,282,875,125	\$2,423,198,236
3 - Denver	Littleton Adventist Hospital	Centura Health Adventist	Large	231	Urban	\$1,088,237,918	\$1,157,788,664	\$1,218,937,634	\$1,292,346,831	\$1,384,605,822
3 - Denver	Lutheran Medical Center	SCL Health	Large	338	Urban	\$1,315,760,591	\$1,369,368,564	\$1,550,494,476	\$1,714,484,500	\$1,766,450,410
3 - Denver	North Suburban Medical Center	HealthONE	Large	157	Urban	Charges by System Only				
3 - Denver	Parker Adventist Hospital	Centura Health Adventist	Large	170	Urban	\$789,201,481	\$934,038,779	\$1,066,073,532	\$1,135,305,596	\$1,238,608,738
3 - Denver	Platte Valley Medical Center	SCL Health	Large	98	Urban	\$263,531,562	\$255,531,040	\$296,287,657	\$331,141,208	\$348,420,303
3 - Denver	Porter Adventist Hospital	Centura Health Adventist	Large	368	Urban	\$1,161,980,435	\$1,336,669,955	\$1,365,036,820	\$1,408,850,838	\$1,418,000,282
3 - Denver	Presbyterian/St. Luke's Medical Center	HealthONE	Large	680	Urban	Charges by System Only				
3 - Denver	Rose Medical Center	HealthONE	Large	422	Urban	Charges by System Only				
3 - Denver	Sky Ridge Medical Center	HealthONE	Large	284	Urban	Charges by System Only				
3 - Denver	St. Anthony Hospital	Centura Health CHI	Large	237	Urban	\$1,567,043,281	\$1,737,952,615	\$1,839,044,182	\$1,896,059,640	\$1,889,690,082
3 - Denver	St. Anthony North Health Campus	Centura Health CHI	Large	100	Urban	\$616,788,909	\$607,536,033	\$657,644,176	\$691,875,239	\$779,237,632
3 - Denver	St. Joseph Hospital	SCL Health	Large	400	Urban	\$1,893,332,127	\$2,060,242,353	\$2,222,748,651	\$2,460,666,697	\$2,515,305,192
3 - Denver	Swedish Medical Center	HealthONE	Large	408	Urban	Charges by System Only				
3 - Denver	The Medical Center of Aurora	HealthONE	Large	346	Urban	Charges by System Only				
3 - Denver	UCHealth University of Colorado Hospital	UCHealth	Large	673	Urban	\$4,504,008,608	\$5,129,785,441	\$5,811,795,699	\$6,610,543,946	\$7,834,571,348
3 - Denver	HealthONE System (charges by system only)	HealthONE		2297		\$12,167,444,000	\$13,601,962,004	\$15,465,377,000	\$17,406,228,000	\$19,623,101,000
Total				6196		\$29,978,356,896	\$33,148,024,299	\$36,724,614,583	\$40,665,808,046	\$45,241,943,420
4 - Ft. Collins	Banner Fort Collins Medical Center	Banner Health	Small	23	Urban	Opened 4/3/2015		\$71,774,105	\$83,195,834	\$95,105,801
4 - Ft. Collins	Estes Park Health		Small	23	CAH	\$53,213,419	\$60,925,781	\$62,718,134	\$71,244,906	\$90,001,168
4 - Ft. Collins	McKee Medical Center	Banner Health	Large	115	Urban	\$348,476,247	\$363,004,207	\$361,343,711	\$371,913,135	\$382,255,428
4 - Ft. Collins	UCHealth Medical Center of the Rockies	UCHealth	Large	174	Urban	\$869,554,461	\$997,281,519	\$1,093,317,550	\$1,240,804,026	\$1,424,626,583
4 - Ft. Collins	UCHealth Poudre Valley Hospital	UCHealth	Large	255	Urban	\$1,053,658,386	\$1,173,930,030	\$1,304,984,712	\$1,573,342,917	\$1,705,651,321
Total				590		\$2,324,902,513	\$2,595,141,537	\$2,894,138,212	\$3,340,500,818	\$3,697,640,301
5 - Grand Junction	Colorado Canyons Hospital and Medical Center		Small	25	CAH		\$66,439,529	\$68,506,085	\$75,885,538	\$82,575,498
5 - Grand Junction	Community Hospital		Medium	60	Urban					
5 - Grand Junction	St. Mary's Hospital & Medical Center, Inc.	SCL Health	Large	346	Urban	\$1,023,956,931	\$1,066,596,801	\$1,119,850,092	\$1,202,409,737	\$1,267,746,939
Total				431		\$1,023,956,931	\$1,133,036,330	\$1,188,356,177	\$1,278,295,275	\$1,350,322,437
6 - Greeley	UCHealth Longs Peak Hospital	UCHealth	Medium	51	Urban	Opened 8/31/2017				\$206,001,667
6 - Greeley	North Colorado Medical Center	Banner Health	Large	378	Urban	\$966,593,802	\$1,007,141,780	\$1,053,924,570	\$1,106,255,656	\$1,129,073,114
Total				479		\$966,593,802	\$1,007,141,780	\$1,053,924,570	\$1,106,255,656	\$1,135,074,781
7 - Pueblo	Parkview Medical Center		Large	350	Urban	\$1,383,685,372	\$1,477,173,824	\$1,711,700,700	\$1,887,459,947	\$2,091,592,831
7 - Pueblo	St. Mary-Corwin Medical Center	Centura Health CHI	Large	408	Urban	\$710,768,952	\$757,631,004	\$829,523,220	\$887,666,942	\$858,513,104
Total				758		\$2,094,454,324	\$2,234,804,828	\$2,541,223,920	\$2,775,126,889	\$2,950,105,935
8 - East	Arkansas Valley Regional Medical Center		Small	25	CAH	\$77,304,194	\$73,930,153	\$84,243,105	\$84,196,160	\$82,421,510
8 - East	East Morgan County Hospital	Banner Health	Small	25	CAH	\$43,851,716	\$46,349,106	\$49,154,162	\$54,652,472	\$59,022,267
8 - East	Haxtun Hospital District		Small	25	CAH		\$8,065,804	\$8,104,016	\$9,706,990	\$10,121,474
8 - East	Heart of the Rockies Regional Medical Center		Small	25	CAH	\$83,451,110	\$96,459,535	\$111,650,725	\$131,223,787	\$150,798,451
8 - East	Keefe Memorial Health Service District		Small	25	CAH*					
8 - East	Kit Carson County Health Service District		Small	19	CAH*	\$17,219,926	\$17,799,890	\$17,078,746	\$16,108,148	\$16,466,820
8 - East	Lincoln Community Hospital		Small	15	CAH*					
8 - East	Melissa Memorial Hospital		Small	15	CAH	\$12,463,192	\$13,450,080	\$14,436,812		\$24,180,240
8 - East	Mt. San Rafael Hospital		Small	25	CAH*	\$61,939,841	\$65,949,832	\$68,052,686	\$75,676,459	\$80,853,023
8 - East	Prowers Medical Center		Small	25	CAH					
8 - East	Rio Grande Hospital		Small	17	CAH	\$24,589,117	\$26,522,389	\$29,291,044	\$31,277,104	\$35,896,524
8 - East	San Luis Valley Health Conejos County Hospital	San Luis Valley	Small	17	CAH	\$12,810,553	\$15,375,762	\$13,851,251	\$13,954,372	\$15,859,402
8 - East	Sedgwick County Health Center		Small	15	CAH*	\$14,058,382	\$15,078,933	\$14,925,716	\$15,477,526	\$16,236,544
8 - East	Southeast Colorado Hospital District		Small	23	CAH*	\$19,679,442	\$20,620,200	\$21,311,839	\$20,456,090	\$22,441,095
8 - East	Spanish Peaks Regional Health Center		Small	20	CAH*				\$19,911,898	\$22,383,168
8 - East	St. Thomas More Hospital	Centura Health CHI	Small	25	CAH	\$140,277,021	\$172,693,921	\$188,684,720	\$210,428,016	\$216,058,953
8 - East	Sterling Regional MedCenter	Banner Health	Small	25	Rural	\$90,726,680	\$96,290,655	\$101,135,333	\$113,154,490	\$119,469,067
8 - East	Weisbrod Memorial County Hospital		Small	25	CAH*	\$5,020,517	\$4,830,178	\$4,420,535	\$4,878,120	\$5,134,407
8 - East	Wray Community District Hospital		Small	15	CAH*	\$15,399,112	\$19,714,225	\$20,965,006	\$27,084,583	\$30,865,432
8 - East	Yuma District Hospital		Small	15	CAH*					
8 - East	Colorado Plains Medical Center		Medium	50	Rural	\$132,312,579	\$136,042,749	\$148,404,999	\$151,083,998	\$147,358,999
8 - East	San Luis Valley Health Regional Medical Center	San Luis Valley	Medium	49	Rural	\$130,192,382	\$152,364,725	\$162,171,132	\$178,016,284	\$192,353,384
Total				520		\$881,295,764	\$981,538,137	\$1,057,881,827	\$1,157,286,497	\$1,247,920,764
9 - West	Animas Surgical Hospital		Small	12	Rural					
9 - West	Aspen Valley Hospital		Small	25	CAH					
9 - West	Grand River Hospital District		Small	25	CAH	\$73,593,278	\$80,858,517	\$89,906,697	\$101,786,090	\$104,107,403
9 - West	Gunnison Valley Health		Small	24	CAH	\$49,235,746	\$52,590,107	\$62,872,599	\$69,139,605	\$87,809,605
9 - West	Memorial Regional Health		Small	25	CAH*					
9 - West	Middle Park Medical Center - Kremmling		Small	23	CAH					
9 - West	Pagosa Springs Medical Center		Small	11	CAH					
9 - West	Pioneers Medical Center		Small	10	CAH*	\$15,507,610	\$16,608,279	\$24,343,953	\$24,245,770	\$18,736,047
9 - West	Rangely District Hospital		Small	25	CAH*	\$7,587,049	\$8,765,885	\$9,001,937	\$8,136,842	\$8,112,804
9 - West	Southwest Health System, Inc.		Small	25	CAH					
9 - West	St. Vincent General Hospital District		Small	25	CAH	\$14,589,069	\$8,697,819	\$9,593,592	\$11,563,770	\$12,857,350
9 - West	Delta County Memorial Hospital		Medium	49	Rural	\$137,456,457	\$150,697,587	\$160,048,238	\$176,892,735	\$191,841,739
9 - West	Mercy Regional Medical Center	Centura Health CHI	Medium	82	Rural	\$367,634,229	\$443,338,189	\$501,649,958	\$599,741,312	\$691,771,966
9 - West	Montrose Memorial Hospital		Medium	75	Rural					
9 - West	St. Anthony Summit Medical Center	Centura Health CHI	Medium	35	Rural	\$134,540,810	\$150,759,184	\$177,855,435	\$213,719,749	\$269,840,434
9 - West	UCHealth Yampa Valley Medical Center	UCHealth	Medium	39	Rural					\$121,014,412
9 - West	Vail Health Hospital		Medium	56	Rural	\$239,718,782	\$241,307,998	\$243,023,162	\$262,215,325	\$291,971,956
9 - West	Valley View Hospital		Medium	78	Rural	\$311,877,780	\$374,144,502	\$449,313,341	\$450,366,973	\$463,047,824
Total				644		\$1,351,740,810	\$1,527,768,068	\$1,727,608,911	\$1,917,808,171	\$2,261,111,540

\* These Critical Access Hospitals have a Frontier Designation (are based in any county with less than 6 people/square mile)



# Appendix D: Detailed Data by Hospital

Total Operating Expense										
DOI	Hospital	System	Size	Beds		2014	2015	2016	2017	2018
1 - Boulder	Avista Adventist Hospital	Centura Health Adventist	Large	114	Urban	\$89,318,213	\$99,140,906	\$109,943,680	\$112,934,250	\$125,892,375
1 - Boulder	Boulder Community Health		Large	178	Urban	\$243,263,990	\$269,160,898	\$268,748,348	\$291,991,547	\$293,926,840
1 - Boulder	Good Samaritan Medical Center	SCL Health	Large	234	Urban	\$254,000,706	\$264,940,636	\$266,779,624	\$283,169,903	\$290,719,902
1 - Boulder	Longmont United Hospital	Centura Health CHI	Large	186	Urban			\$185,283,777	\$193,644,170	\$162,850,938
Total				712		\$586,582,909	\$633,242,440	\$830,755,429	\$881,739,869	\$873,390,055
2 - Colorado Springs	UCHealth Grandview Hospital	UCHealth	Small	22	Urban	Opened 1/1/2017				
2 - Colorado Springs	UCHealth Pikes Peak Regional Hospital	UCHealth	Small	15	CAH					\$4,104,450
2 - Colorado Springs	Penrose-St. Francis Health Services	Centura Health CHI	Large	522	Urban	\$458,162,704	\$511,009,946	\$563,088,060	\$600,727,920	\$624,512,132
2 - Colorado Springs	UCHealth Memorial Hospital Central	UCHealth	Large	583	Urban	\$597,173,494	\$589,306,050	\$670,969,314	\$754,444,619	\$863,051,531
Total				1142		\$1,055,336,197	\$1,100,315,996	\$1,234,057,374	\$1,355,172,539	\$1,517,294,972
3 - Denver	UCHealth Broomfield Hospital	UCHealth	Small	22	Urban	Opened 9/1/2016				
3 - Denver	Castle Rock Adventist Hospital	Centura Health Adventist	Medium	55	Urban	\$66,988,620	\$82,739,929	\$83,818,256	\$90,227,412	\$107,955,805
3 - Denver	National Jewish Health		Medium	46	Urban	\$207,370,000	\$220,392,000	\$229,079,000	\$238,964,000	\$247,794,000
3 - Denver	OrthoColorado Hospital	Centura Health CHI	Medium	48	Urban	\$42,451,644	\$46,431,679	\$56,317,363	\$60,275,132	\$64,110,123
3 - Denver	Children's Hospital Colorado	Children's Hospital CO	Large	471	Urban	\$854,464,151	\$932,703,817	\$946,359,350	\$993,186,178	\$1,090,860,123
3 - Denver	Denver Health Medical Center		Large	555	Urban	\$854,551,275	\$928,049,271	\$1,017,920,803	\$1,070,867,217	\$1,078,403,937
3 - Denver	Littleton Adventist Hospital	Centura Health Adventist	Large	231	Urban	\$237,731,602	\$243,773,060	\$249,357,097	\$268,157,584	\$270,532,506
3 - Denver	Lutheran Medical Center	SCL Health	Large	338	Urban	\$303,970,886	\$313,882,916	\$329,474,083	\$358,394,569	\$363,533,277
3 - Denver	North Suburban Medical Center	HealthONE	Large	157	Urban	Charges by System Only				
3 - Denver	Parker Adventist Hospital	Centura Health Adventist	Large	170	Urban	\$172,871,028	\$202,047,367	\$219,236,509	\$246,123,792	\$258,389,827
3 - Denver	Platte Valley Medical Center	SCL Health	Large	98	Urban	\$93,248,713	\$101,549,116	\$107,132,838	\$119,256,259	\$112,502,455
3 - Denver	Porter Adventist Hospital	Centura Health Adventist	Large	368	Urban	\$275,517,671	\$302,787,796	\$308,147,176	\$326,717,281	\$320,831,582
3 - Denver	Presbyterian/St. Luke's Medical Center	HealthONE	Large	680	Urban	Charges by System Only				
3 - Denver	Rose Medical Center	HealthONE	Large	422	Urban	Charges by System Only				
3 - Denver	Sky Ridge Medical Center	HealthONE	Large	284	Urban	Charges by System Only				
3 - Denver	St. Anthony Hospital	Centura Health CHI	Large	237	Urban	\$321,587,728	\$348,396,028	\$371,992,597	\$387,646,290	\$383,650,623
3 - Denver	St. Anthony North Health Campus	Centura Health CHI	Large	100	Urban	\$143,261,271	\$150,063,606	\$175,948,847	\$174,723,382	\$176,177,588
3 - Denver	St. Joseph Hospital	SCL Health	Large	400	Urban	\$455,496,657	\$481,811,669	\$491,884,038	\$504,770,777	\$521,532,842
3 - Denver	Swedish Medical Center	HealthONE	Large	408	Urban	Charges by System Only				
3 - Denver	The Medical Center of Aurora	HealthONE	Large	346	Urban	Charges by System Only				
3 - Denver	UCHealth University of Colorado Hospital	UCHealth	Large	673	Urban	\$1,037,261,472	\$1,145,611,395	\$1,266,288,327	\$1,426,117,277	\$1,620,359,251
3 - Denver	HealthONE System (charges by system only)	HealthONE		2297		\$2,000,607,000	\$2,044,961,998	\$2,171,599,000	\$2,294,288,000	\$2,439,334,000
Total				6196		\$7,067,379,719	\$7,545,201,647	\$8,024,555,284	\$8,561,135,872	\$9,113,775,104
4 - Ft. Collins	Banner Fort Collins Medical Center	Banner Health	Small	23	Urban	Opened 4/3/2015				
4 - Ft. Collins	Estes Park Health		Small	23	CAH	\$31,953,412	\$31,458,757	\$44,623,930	\$46,849,778	\$43,786,529
4 - Ft. Collins	McKee Medical Center	Banner Health	Large	115	Urban	\$120,086,317	\$126,001,414	\$120,071,678	\$125,238,442	\$117,762,160
4 - Ft. Collins	UCHealth Medical Center of the Rockies	UCHealth	Large	174	Urban	\$259,070,499	\$283,139,684	\$300,912,097	\$329,310,525	\$365,151,757
4 - Ft. Collins	UCHealth Poudre Valley Hospital	UCHealth	Large	255	Urban	\$367,317,222	\$374,587,866	\$414,049,059	\$455,095,951	\$482,265,937
Total				590		\$778,427,451	\$815,187,721	\$913,924,052	\$995,094,723	\$1,059,566,843
5 - Grand Junction	Colorado Canyons Hospital and Medical Center		Small	25	CAH		\$29,015,259	\$32,304,640	\$35,161,472	\$42,080,315
5 - Grand Junction	Community Hospital		Medium	60	Urban					
5 - Grand Junction	St. Mary's Hospital & Medical Center, Inc.	SCL Health	Large	346	Urban	\$371,544,467	\$359,531,057	\$385,686,098	\$385,351,990	\$403,907,788
Total				431		\$371,544,467	\$388,546,316	\$417,990,738	\$420,513,462	\$445,988,103
6 - Greeley	UCHealth Longs Peak Hospital	UCHealth	Medium	51	Urban	Opened 8/31/2017				
6 - Greeley	North Colorado Medical Center	Banner Health	Large	378	Urban	\$323,335,575	\$319,864,782	\$337,962,309	\$347,702,362	\$335,529,587
Total				479		\$323,335,575	\$319,864,782	\$338,569,546	\$354,345,709	\$346,808,178
7 - Pueblo	Parkview Medical Center		Large	350	Urban	\$283,962,983	\$299,526,764	\$348,049,316	\$355,791,534	\$379,254,156
7 - Pueblo	St. Mary-Corwin Medical Center	Centura Health CHI	Large	408	Urban	\$178,255,627	\$182,291,778	\$186,673,561	\$194,878,880	\$173,853,026
Total				758		\$462,218,610	\$481,818,542	\$534,722,877	\$550,670,414	\$553,107,182
8 - East	Arkansas Valley Regional Medical Center		Small	25	CAH	\$32,847,190	\$34,590,021	\$30,637,710	\$30,577,839	\$31,337,872
8 - East	East Morgan County Hospital	Banner Health	Small	25	CAH	\$24,615,564	\$24,967,268	\$27,426,834	\$28,386,205	\$31,439,062
8 - East	Haxtun Hospital District		Small	25	CAH	\$7,789,641	\$8,523,969	\$9,256,420	\$9,256,420	\$9,248,720
8 - East	Heart of the Rockies Regional Medical Center		Small	25	CAH	\$42,460,391	\$48,805,411	\$55,216,000	\$60,123,981	\$67,707,859
8 - East	Keefe Memorial Health Service District		Small	25	CAH*					
8 - East	Kit Carson County Health Service District		Small	19	CAH*	\$11,948,865	\$12,456,656	\$10,203,728	\$13,242,459	\$12,800,587
8 - East	Lincoln Community Hospital		Small	15	CAH*					
8 - East	Melissa Memorial Hospital		Small	15	CAH	\$11,005,808	\$11,858,988	\$12,712,092		\$17,153,531
8 - East	Mt. San Rafael Hospital		Small	25	CAH*	\$24,134,901	\$28,030,678	\$27,316,262	\$29,195,876	\$32,186,969
8 - East	Prowers Medical Center		Small	25	CAH					
8 - East	Rio Grande Hospital		Small	17	CAH	\$13,475,333	\$14,438,390	\$16,335,838	\$18,083,829	\$18,792,742
8 - East	San Luis Valley Health Conejos County Hospital	San Luis Valley	Small	17	CAH	\$9,924,015	\$9,924,423	\$8,823,720	\$9,313,920	\$9,909,950
8 - East	Sedgwick County Health Center		Small	15	CAH*	\$9,084,552	\$9,564,916	\$9,721,418	\$9,970,996	\$10,446,912
8 - East	Southeast Colorado Hospital District		Small	23	CAH*	\$12,662,414	\$13,603,085	\$14,712,315	\$15,433,400	\$16,462,659
8 - East	Spanish Peaks Regional Health Center		Small	20	CAH*					
8 - East	St. Thomas More Hospital	Centura Health CHI	Small	25	CAH	\$53,395,878	\$61,314,104	\$64,946,179	\$68,814,349	\$66,060,066
8 - East	Sterling Regional MedCenter	Banner Health	Small	25	Rural	\$40,607,247	\$41,122,216	\$42,765,470	\$45,591,585	\$48,468,623
8 - East	Weisbrod Memorial County Hospital		Small	25	CAH*	\$4,463,965	\$4,758,290	\$4,670,195	\$5,148,828	\$6,810,276
8 - East	Wray Community District Hospital		Small	15	CAH*	\$15,108,977	\$15,273,195	\$17,512,928	\$20,596,689	\$20,968,471
8 - East	Yuma District Hospital		Small	15	CAH*					
8 - East	Colorado Plains Medical Center		Medium	50	Rural	\$41,888,745	\$43,517,880	\$45,549,999	\$44,144,999	\$45,473,999
8 - East	San Luis Valley Health Regional Medical Center	San Luis Valley	Medium	49	Rural	\$60,220,272	\$63,906,742	\$69,666,541	\$75,525,404	\$82,636,423
Total				520		\$407,413,117	\$445,921,904	\$466,741,198	\$483,406,779	\$527,904,721
9 - West	Animas Surgical Hospital		Small	12	Rural					
9 - West	Aspen Valley Hospital		Small	25	CAH					
9 - West	Grand River Hospital District		Small	25	CAH	\$38,961,122	\$41,895,768	\$46,420,434	\$51,681,129	\$55,338,167
9 - West	Gunnison Valley Health		Small	24	CAH	\$25,803,747	\$26,962,961	\$33,804,295	\$35,195,376	\$39,377,780
9 - West	Memorial Regional Health		Small	25	CAH*					
9 - West	Middle Park Medical Center - Kremmling		Small	23	CAH					
9 - West	Pagosa Springs Medical Center		Small	11	CAH					
9 - West	Pioneers Medical Center		Small	10	CAH*	\$13,049,284	\$16,829,786	\$21,441,016	\$22,360,416	\$23,950,465
9 - West	Rangely District Hospital		Small	25	CAH*	\$19,163,381	\$19,713,646	\$18,012,077	\$17,725,197	\$17,246,331
9 - West	Southwest Health System, Inc.		Small	25	CAH					
9 - West	St. Vincent General Hospital District		Small	25	CAH	\$12,027,479	\$7,821,019	\$8,698,573	\$8,842,182	\$9,670,129
9 - West	Delta County Memorial Hospital		Medium	49	Rural	\$64,885,478	\$69,353,264	\$71,142,935	\$78,594,535	\$83,025,410
9 - West	Mercy Regional Medical Center	Centura Health CHI	Medium	82	Rural	\$145,562,969	\$166,065,908	\$185,226,734	\$200,513,202	\$211,130,952
9 - West	Montrose Memorial Hospital		Medium	75	Rural					
9 - West	St. Anthony Summit Medical Center	Centura Health CHI	Medium	35	Rural	\$46,810,081	\$50,609,314	\$63,689,808	\$74,703,857	\$80,187,854
9 - West	UCHealth Yampa Valley Medical Center	UCHealth	Medium	39	Rural					\$81,391,016
9 - West	Vail Health Hospital		Medium	56	Rural	\$141,980,038	\$147,389,214	\$146,865,561	\$164,062,032	\$182,108,935
9 - West	Valley View Hospital		Medium	78	Rural	\$160,255,459	\$192,702,619	\$215,140,236	\$208,377,354	\$215,314,328
Total				644		\$668,499,038	\$739,343,500	\$810,441,669	\$862,055,280	\$998,741,367

\* These Critical Access Hospitals have a Frontier Designation (are based in any county with less than 6 people/square mile)

Uncompensated Care										
DOI	Hospital	System	Size	Beds		2014	2015	2016	2017	2018
1 - Boulder	Avista Adventist Hospital	Centura Health Adventist	Large	114	Urban	\$10,335,398	\$7,331,533	\$9,786,336	\$14,866,002	\$11,911,961
1 - Boulder	Boulder Community Health		Large	178	Urban	\$26,727,765	\$28,228,160	\$25,418,718	\$30,335,927	\$35,207,193
1 - Boulder	Good Samaritan Medical Center	SCL Health	Large	234	Urban	\$11,997,010	\$13,151,595	\$13,850,751	\$15,916,647	\$14,805,090
1 - Boulder	Longmont United Hospital	Centura Health CHI	Large	186	Urban			\$19,477,036	\$12,720,396	\$21,627,290
Total				712		\$49,060,173	\$48,711,288	\$68,532,841	\$73,838,972	\$83,551,534
2 - Colorado Springs	UCHealth Grandview Hospital	UCHealth	Small	22	Urban	Opened 1/1/2017				
2 - Colorado Springs	UCHealth Pikes Peak Regional Hospital	UCHealth	Small	15	CAH					\$4,744,020
2 - Colorado Springs	Penrose-St. Francis Health Services	Centura Health CHI	Large	522	Urban	\$95,766,195	\$47,124,659	\$39,819,348	\$88,949,331	\$41,989,587
2 - Colorado Springs	UCHealth Memorial Hospital Central	UCHealth	Large	583	Urban	\$131,561,028	\$48,984,507	\$58,842,716	\$65,170,797	\$85,062,737
Total				1142		\$227,327,223	\$96,109,166	\$98,662,064	\$154,120,127	\$132,103,731
3 - Denver	UCHealth Broomfield Hospital	UCHealth	Small	22	Urban	Opened 9/1/2016				
3 - Denver	Castle Rock Adventist Hospital	Centura Health Adventist	Medium	55	Urban	\$9,707,577	\$8,401,764	\$5,733,761	\$13,066,641	\$7,370,265
3 - Denver	National Jewish Health		Medium	46	Urban	\$2,559,155	\$2,794,817	\$2,082,207	\$2,031,325	\$1,914,950
3 - Denver	OrthoColorado Hospital	Centura Health CHI	Medium	48	Urban	\$478,622	\$263,536	\$607,888	\$1,401,234	\$452,133
3 - Denver	Children's Hospital Colorado	Children's Hospital CO	Large	471	Urban	\$27,604,891	\$18,552,869	\$27,572,761	\$27,802,048	\$21,371,669
3 - Denver	Denver Health Medical Center		Large	555	Urban	\$246,402,550	\$234,617,461	\$245,349,299	\$244,717,135	\$246,053,465
3 - Denver	Littleton Adventist Hospital	Centura Health Adventist	Large	231	Urban	\$33,618,855	\$21,904,660	\$18,244,398	\$31,567,291	\$17,650,403
3 - Denver	Lutheran Medical Center	SCL Health	Large	338	Urban	\$37,252,032	\$23,776,316	\$25,525,453	\$26,119,592	\$32,651,226
3 - Denver	North Suburban Medical Center	HealthONE	Large	157	Urban	Charges by System Only				
3 - Denver	Parker Adventist Hospital	Centura Health Adventist	Large	170	Urban	\$26,907,887	\$18,365,543	\$17,598,536	\$31,379,506	\$16,194,270
3 - Denver	Platte Valley Medical Center	SCL Health	Large	98	Urban	\$13,561,827	\$8,733,197	\$14,189,260	\$15,511,955	\$16,526,376
3 - Denver	Porter Adventist Hospital	Centura Health Adventist	Large	368	Urban	\$33,621,711	\$18,787,202	\$14,609,957	\$33,283,213	\$14,429,750
3 - Denver	Presbyterian/St. Luke's Medical Center	HealthONE	Large	682	Urban	Charges by System Only				
3 - Denver	Rose Medical Center	HealthONE	Large	420	Urban	Charges by System Only				
3 - Denver	Sky Ridge Medical Center	HealthONE	Large	284	Urban	Charges by System Only				
3 - Denver	St. Anthony Hospital	Centura Health CHI	Large	237	Urban	\$79,335,114	\$52,453,526	\$46,414,671	\$72,667,185	\$41,204,925
3 - Denver	St. Anthony North Health Campus	Centura Health CHI	Large	100	Urban	\$51,948,927	\$30,866,957	\$23,678,657	\$34,508,422	\$20,246,123
3 - Denver	St. Joseph Hospital	SCL Health	Large	400	Urban	\$73,543,068	\$86,732,631	\$73,476,815	\$69,375,073	\$73,491,451
3 - Denver	Swedish Medical Center	HealthONE	Large	408	Urban	Charges by System Only				
3 - Denver	The Medical Center of Aurora	HealthONE	Large	346	Urban	Charges by System Only				
3 - Denver	UCHealth University of Colorado Hospital	UCHealth	Large	673	Urban	\$243,704,378	\$110,841,007	\$106,149,863	\$131,107,072	\$146,872,424
3 - Denver	HealthONE System (charges by system only)	HealthONE		2297		\$104,731,000	\$161,199,001	\$144,738,000	\$154,009,000	\$234,823,000
Total				6196		\$986,977,594	\$798,290,487	\$765,971,526	\$888,546,692	\$900,047,241
4 - Ft. Collins	Banner Fort Collins Medical Center	Banner Health	Small	23	Urban	Opened 4/3/2015				
4 - Ft. Collins	Estes Park Health		Small	23	CAH	\$3,291,377	\$3,229,102	\$4,351,842	\$2,946,696	\$3,751,902
4 - Ft. Collins	McKee Medical Center	Banner Health	Large	115	Urban	\$8,857,258	\$5,520,283	\$6,934,529	\$9,512,419	\$10,594,613
4 - Ft. Collins	UCHealth Medical Center of the Rockies	UCHealth	Large	174	Urban	\$62,632,686	\$34,269,587	\$33,264,612	\$30,636,382	\$39,107,756
4 - Ft. Collins	UCHealth Poudre Valley Hospital	UCHealth	Large	255	Urban	\$70,203,843	\$36,485,275	\$32,414,781	\$32,911,017	\$36,872,114
Total				590		\$144,985,164	\$79,504,247	\$79,186,520	\$80,439,450	\$91,949,276
5 - Grand Junction	Colorado Canyons Hospital and Medical Center		Small	25	CAH			\$1,496,857	\$1,349,651	\$1,542,218
5 - Grand Junction	Community Hospital		Medium	60	Urban					
5 - Grand Junction	St. Mary's Hospital & Medical Center, Inc.	SCL Health	Large	346	Urban	\$32,995,709	\$33,331,157	\$27,313,839	\$24,714,031	\$29,362,883
Total				431		\$32,995,709	\$33,331,157	\$28,810,696	\$26,063,682	\$30,905,101
6 - Greeley	UCHealth Longs Peak Hospital	UCHealth	Medium	51	Urban	Opened 8/31/2017				
6 - Greeley	North Colorado Medical Center	Banner Health	Large	378	Urban	\$50,673,078	\$31,669,589	\$35,671,104	\$39,551,216	\$49,750,699
Total				479		\$50,673,078	\$31,669,589	\$35,671,104	\$39,551,216	\$56,102,171
7 - Pueblo	Parkview Medical Center		Large	350	Urban	\$67,768,282	\$34,349,900	\$36,451,083	\$19,359,073	\$30,754,866
7 - Pueblo	St. Mary-Corwin Medical Center	Centura Health CHI	Large	408	Urban	\$38,371,292	\$12,758,890	\$15,477,551	\$29,330,439	\$10,162,384
Total				758		\$106,139,574	\$47,108,790	\$51,928,634	\$48,689,512	\$40,917,250
8 - East	Arkansas Valley Regional Medical Center		Small	25	CAH	\$6,171,125	\$1,982,445	\$2,390,775	\$2,475,778	\$5,494,868
8 - East	East Morgan County Hospital	Banner Health	Small	25	CAH	\$2,009,061	\$1,448,754	\$1,487,868	\$2,034,628	\$2,228,873
8 - East	Haxtun Hospital District		Small	25	CAH		\$200,509	\$317,628	\$208,450	\$188,672
8 - East	Heart of the Rockies Regional Medical Center		Small	25	CAH	\$3,482,272	\$3,184,863	\$4,237,023	\$3,124,125	\$3,196,442
8 - East	Keefe Memorial Health Service District		Small	25	CAH*					
8 - East	Kit Carson County Health Service District		Small	19	CAH*					
8 - East	Lincoln Community Hospital		Small	15	CAH*					
8 - East	Melissa Memorial Hospital		Small	15	CAH	\$459,576	\$23,148	\$505,857		\$709,645
8 - East	Mt. San Rafael Hospital		Small	25	CAH*	\$3,491,487	\$5,048,999	\$3,374,080	\$3,520,197	\$4,483,202
8 - East	Prowers Medical Center		Small	25	CAH					
8 - East	Rio Grande Hospital		Small	17	CAH	\$2,263,020	\$1,398,288	\$1,918,265	\$1,680,967	\$1,652,714
8 - East	San Luis Valley Health Conejos County Hospital	San Luis Valley	Small	17	CAH	\$1,297,047	\$1,290,552	\$238,175	\$291,611	\$402,532
8 - East	Sedgwick County Health Center		Small	15	CAH*	\$863,162	\$714,865	\$625,535	\$679,470	\$837,437
8 - East	Southeast Colorado Hospital District		Small	23	CAH*	\$470,319	\$462,204	\$1,014,318	\$18,176	\$55,662
8 - East	Spanish Peaks Regional Health Center		Small	20	CAH*				\$154,330,109	\$684,037
8 - East	St. Thomas More Hospital	Centura Health CHI	Small	25	CAH	\$7,586,966	\$3,250,275	\$3,012,145	\$11,179,429	\$3,025,201
8 - East	Sterling Regional MedCenter	Banner Health	Small	25	Rural	\$2,608,163	\$2,480,575	\$3,231,955	\$3,320,557	\$3,688,824
8 - East	Weisbrod Memorial County Hospital		Small	25	CAH*	\$156,289	\$328,293	\$227,764	\$344,730	\$343,170
8 - East	Wray Community District Hospital		Small	15	CAH*	\$713,682	\$850,348	\$796,544	\$1,178,410	\$1,245,659
8 - East	Yuma District Hospital		Small	15	CAH*					
8 - East	Colorado Plains Medical Center		Medium	50	Rural	\$5,815,543	\$4,050,223	\$4,899,000	\$5,284,000	\$5,571,000
8 - East	San Luis Valley Health Regional Medical Center	San Luis Valley	Medium	49	Rural	\$6,161,530	\$2,627,119	\$4,952,462	\$2,843,962	\$6,743,465
Total				520		\$42,630,090	\$29,341,460	\$33,229,394	\$191,931,377	\$40,440,079
9 - West	Animas Surgical Hospital		Small	12	Rural					
9 - West	Aspen Valley Hospital		Small	25	CAH					
9 - West	Grand River Hospital District		Small	25	CAH	\$8,082,125	\$7,725,852	\$9,120,669	\$6,486,754	\$9,133,158
9 - West	Gunnison Valley Health		Small	24	CAH	\$2,651,988	\$1,711,440	\$2,853,223	\$3,079,219	\$4,415,534
9 - West	Memorial Regional Health		Small	25	CAH*					
9 - West	Middle Park Medical Center - Kremmling		Small	23	CAH					
9 - West	Pagosa Springs Medical Center		Small	11	CAH					
9 - West	Pioneers Medical Center		Small	10	CAH*	\$498,575	\$733,582	\$697,738	\$937,200	\$1,221,701
9 - West	Rangely District Hospital		Small	25	CAH*	\$986,936	\$358,572	\$504,302	\$713,980	\$293,312
9 - West	Southwest Health System, Inc.		Small	25	CAH					
9 - West	St. Vincent General Hospital District		Small	25	CAH	\$1,590,801	\$717,021	\$822,242	\$886,709	\$1,145,093
9 - West	Delta County Memorial Hospital		Medium	49	Rural	\$2,400,209	\$1,355,436	\$1,532,428	\$2,085,877	\$1,931,839
9 - West	Mercy Regional Medical Center	Centura Health CHI	Medium	82	Rural	\$16,211,058	\$9,554,103	\$9,229,251	\$21,058,731	\$8,636,210
9 - West	Montrose Memorial Hospital		Medium	75	Rural					
9 - West	St. Anthony Summit Medical Center	Centura Health CHI	Medium	35	Rural	\$9,747,571	\$7,703,001	\$6,448,586	\$14,009,124	\$9,516,030
9 - West	UCHealth Yampa Valley Medical Center	UCHealth	Medium	39	Rural					\$3,390,155
9 - West	Vail Hospital		Medium	56	Rural	\$16,229,720	\$8,784,004	\$11,931,863	\$11,317,950	\$11,580,240
9 - West	Valley View Hospital		Medium	78	Rural	\$15,324,313	\$16,159,555	\$16,736,304	\$16,694,419	\$17,632,165
Total				644		\$73,723,295	\$54,802,567	\$60,076,606	\$77,269,964	\$68,895,437

\* These Critical Access Hospitals have a Frontier Designation (are based in any county with less than 6 people/square mile)