

Home Health Services Provided Outside of the Home






1. Which best describes you?

| | | Response Percent | Response Count |
|-------------------------------------|--|--------------------------|----------------|
| Provider Agency | | 51.5% | 100 |
| Client or parent/guardian of client | | 32.0% | 62 |
| Single Entry Point Agency | | 6.7% | 13 |
| Community Centered Board | | 9.8% | 19 |
| | | answered question | 194 |
| | | skipped question | 1 |





2. What type(s) of services do you provide?

| | | Response Percent | Response Count |
|--|--|--------------------------|----------------|
| Home health services only | | 32.3% | 32 |
| Personal care services only | | 22.2% | 22 |
| Both home health and personal care services | | 45.5% | 45 |
| | | answered question | 99 |
| | | skipped question | 96 |




3. Which option best describes your service area?

| | | Response Percent | Response Count |
|-------------------|---|------------------|----------------|
| Urban |  | 20.7% | 6 |
| Rural |  | 27.6% | 8 |
| Both |  | 51.7% | 15 |
| answered question | | | 29 |
| skipped question | | | 166 |


4. Out of all your clients, approximately how many are Medicaid recipients? Please include those clients who are Medicare and Medicaid eligible.

| | | Response Percent | Response Count |
|-------------------|---|------------------|----------------|
| Less than 5% |  | 17.2% | 5 |
| 5-20% |  | 10.3% | 3 |
| 20-50% |  | 24.1% | 7 |
| 50-100% |  | 48.3% | 14 |
| answered question | | | 29 |
| skipped question | | | 166 |


5. Approximately what percentage of your clients are employed outside of the home?

| | | Response Percent | Response Count |
|--------------------------|--|------------------|----------------|
| Less than 5% |  | 71.4% | 20 |
| 5-20% |  | 17.9% | 5 |
| 20-50% |  | 10.7% | 3 |
| 50-100% | | 0.0% | 0 |
| answered question | | | 28 |
| skipped question | | | 167 |



6. Approximately what percentage of your clients are enrolled in higher education or technical trade classes?

| | | Response Percent | Response Count |
|--------------------------|--|------------------|----------------|
| Less than 5% |  | 100.0% | 28 |
| 5-20% | | 0.0% | 0 |
| 20-50% | | 0.0% | 0 |
| 50-100% | | 0.0% | 0 |
| answered question | | | 28 |
| skipped question | | | 167 |



7. Approximately what percentage of your clients will be transitioning from pediatric to adult home health services within the next six months?

| | | Response Percent | Response Count |
|-------------------|--|------------------|----------------|
| Less than 5% |  | 100.0% | 29 |
| 5-20% | | 0.0% | 0 |
| 20-50% | | 0.0% | 0 |
| 50-100% | | 0.0% | 0 |
| answered question | | | 29 |
| skipped question | | | 166 |



8. Do you currently provide services to pediatric clients in the community?

| | | Response Percent | Response Count |
|---------------------------------|--|------------------|----------------|
| Yes |  | 79.3% | 23 |
| No (please skip to question 11) |  | 20.7% | 6 |
| answered question | | | 29 |
| skipped question | | | 166 |




9. Do you provide Long-Term Home Health for pediatric Medicaid clients in the community?

| | | Response Percent | Response Count |
|-------------------|--|------------------|----------------|
| Yes |  | 82.6% | 19 |
| No |  | 17.4% | 4 |
| answered question | | | 23 |
| skipped question | | | 172 |


















10. Do you provide in-home support services (IHSS) to children in the Children's Home and Community Based Services (CHCBS) waiver in the community?

| | | Response Percent | Response Count |
|-------------------|--|------------------|----------------|
| Yes |  | 8.7% | 2 |
| No |  | 91.3% | 21 |
| answered question | | | 23 |
| skipped question | | | 172 |






11. What type of care do you believe currently benefits, or would benefit your clients outside of the home?

| | | Response Percent | Response Count |
|-------------------|---|------------------|----------------|
| Skilled care |  | 32.1% | 9 |
| Personal care |  | 10.7% | 3 |
| Both |  | 57.1% | 16 |
| answered question | | | 28 |
| skipped question | | | 167 |

12. Which skilled care services do you think could be safely and adequately provided outside of the home? Select all that apply.

| | | Response Percent | Response Count |
|---|--|------------------|----------------|
| Ambulation/locomotion (assistance needed to get to a community location once outside of the home) |  | 82.1% | 23 |
| Bathing & showering |  | 32.1% | 9 |
| Bladder care or catheter care |  | 39.3% | 11 |
| Bowel care |  | 32.1% | 9 |
| Prescribed bowel program |  | 17.9% | 5 |
| Dressing or changing clothes |  | 57.1% | 16 |
| Range of motion |  | 64.3% | 18 |
| Feeding (skilled assistance needed) |  | 78.6% | 22 |
| G-tube feedings |  | 60.7% | 17 |
| Hair care/grooming |  | 50.0% | 14 |
| Mouth care or dental hygiene |  | 50.0% | 14 |
| Skin care |  | 42.9% | 12 |
| Transfers and positioning |  | 75.0% | 21 |
| Wound care (simple or complex) |  | 42.9% | 12 |
| Medication administration (including IV or injection medications) |  | 57.1% | 16 |
| None of the above |  | 7.1% | 2 |
| Other (please specify) |  | 10.7% | 3 |
| answered question | | | 28 |
| skipped question | | | 167 |



13. Approximately how many of your clients currently use the services you selected in the question above?

| | | Response Percent | Response Count |
|--------------------------|---|------------------|----------------|
| 0-5 |  | 48.3% | 14 |
| 5-20 |  | 17.2% | 5 |
| 20-50 |  | 6.9% | 2 |
| 50-100 |  | 24.1% | 7 |
| 100+ |  | 3.4% | 1 |
| answered question | | | 29 |
| skipped question | | | 166 |




14. Which skilled care services do you think could NOT be safely and adequately provided outside of the home?

| | | Response Percent | Response Count |
|---|--|--------------------------|----------------|
| Ambulation/locomotion (assistance needed to get to a community location once outside of the home) | | 14.8% | 4 |
| Bathing & showering | | 48.1% | 13 |
| Bladder care or catheter care | | 40.7% | 11 |
| Bowel care | | 44.4% | 12 |
| Prescribed bowel program | | 55.6% | 15 |
| Dressing or changing clothes | | 11.1% | 3 |
| Range of motion | | 14.8% | 4 |
| Feeding (skilled assistance needed) | | 11.1% | 3 |
| G-tube feedings | | 29.6% | 8 |
| Hair care/grooming | | 22.2% | 6 |
| Mouth care or dental hygiene | | 22.2% | 6 |
| Skin care | | 25.9% | 7 |
| Transfers and positioning | | 14.8% | 4 |
| Wound care (simple or complex) | | 59.3% | 16 |
| Medication administration (including IV or injection medications) | | 48.1% | 13 |
| None of the above | | 22.2% | 6 |
| Other (please specify) | | 7.4% | 2 |
| | | answered question | 27 |
| | | skipped question | 168 |




15. Are there specific places that your agency believes are inappropriate to provide home health services to clients? If yes, which places would be inappropriate?

| | | Response Percent | Response Count |
|----------------------|---|------------------|----------------|
| No |  | 44.4% | 12 |
| Yes (please explain) |  | 55.6% | 15 |
| answered question | | | 27 |
| skipped question | | | 168 |




16. Which option best describes your service area?

| | | Response Percent | Response Count |
|-------------------|---|------------------|----------------|
| Urban |  | 41.2% | 7 |
| Rural |  | 23.5% | 4 |
| Both |  | 35.3% | 6 |
| answered question | | | 17 |
| skipped question | | | 178 |




17. Out of all your clients, approximately how many are Medicaid recipients? Please include those clients who are Medicare and Medicaid eligible.

| | | Response Percent | Response Count |
|--------------------------|--|------------------|----------------|
| Less than 5% |  | 11.1% | 2 |
| 5-20% | | 0.0% | 0 |
| 20-50% |  | 5.6% | 1 |
| 50-100% |  | 83.3% | 15 |
| answered question | | | 18 |
| skipped question | | | 177 |


18. Approximately what percentage of your clients are employed outside of the home?

| | | Response Percent | Response Count |
|--------------------------|---|------------------|----------------|
| Less than 5% |  | 61.1% | 11 |
| 5-20% |  | 33.3% | 6 |
| 20-50% |  | 5.6% | 1 |
| 50-100% | | 0.0% | 0 |
| answered question | | | 18 |
| skipped question | | | 177 |



19. Approximately what percentage of your clients are enrolled in higher education or technical trade classes?

| | | Response Percent | Response Count |
|--------------------------|--|------------------|----------------|
| Less than 5% |  | 84.2% | 16 |
| 5-20% |  | 10.5% | 2 |
| 20-50% |  | 5.3% | 1 |
| 50-100% | | 0.0% | 0 |
| answered question | | | 19 |
| skipped question | | | 176 |



20. Approximately what percentage of your clients will be transitioning from pediatric to adult home health services within the next six months?

| | | Response Percent | Response Count |
|--------------------------|--|------------------|----------------|
| Less than 5% |  | 100.0% | 18 |
| 5-20% | | 0.0% | 0 |
| 20-50% | | 0.0% | 0 |
| 50-100% | | 0.0% | 0 |
| answered question | | | 18 |
| skipped question | | | 177 |



21. Do you currently provide personal care services to clients in the community?

| | | Response Percent | Response Count |
|---------------------------------|--|------------------|----------------|
| Yes |  | 88.2% | 15 |
| No (please skip to question 26) |  | 11.8% | 2 |
| answered question | | | 17 |
| skipped question | | | 178 |





22. Do you provide in-home support services (IHSS) to children in the Children's Home and Community Based Services (CHCBS) waiver in the community?

| | | Response Percent | Response Count |
|-------------------|---|------------------|----------------|
| Yes |  | 12.5% | 2 |
| No |  | 87.5% | 14 |
| answered question | | | 16 |
| skipped question | | | 179 |






23. Do you provide personal care services to clients in the community who do not receive services through the Consumer Directed Attendant Support Services (CDASS) delivery option?

| | | Response Percent | Response Count |
|-------------------|--|------------------|----------------|
| Yes |  | 81.3% | 13 |
| No |  | 18.8% | 3 |
| answered question | | | 16 |
| skipped question | | | 179 |


















**24. In which waiver(s) are clients enrolled who receive personal care in the community?
Select all that apply.**

| | | Response Percent | Response Count |
|---|---|------------------|----------------|
| Elderly, Blind and Disabled |  | 60.0% | 9 |
| Community Mental Health Supports | | 0.0% | 0 |
| Brain Injury | | 0.0% | 0 |
| Spinal Cord Injury | | 0.0% | 0 |
| Persons Living with Aids |  | 6.7% | 1 |
| Supported Living Services |  | 40.0% | 6 |
| Children's Extensive Services |  | 20.0% | 3 |
| Children Residential Habilitation Program | | 0.0% | 0 |
| answered question | | | 15 |
| skipped question | | | 180 |



25. Approximately how many of your clients receive personal care services in the community?

| | | Response Percent | Response Count |
|--------------------------|---|------------------|----------------|
| 0-5 |  | 20.0% | 3 |
| 5-20 |  | 26.7% | 4 |
| 20-50 |  | 26.7% | 4 |
| 50-100 |  | 20.0% | 3 |
| 100+ |  | 6.7% | 1 |
| answered question | | | 15 |
| skipped question | | | 180 |




26. What personal care services are typically provided to clients in the community? Select all that apply.

| | | Response Percent | Response Count |
|---|--|------------------|----------------|
| Protective oversight for standby assistance |  | 62.5% | 10 |
| Protective oversight to prevent wandering |  | 43.8% | 7 |
| Communication with the client |  | 56.3% | 9 |
| Respite |  | 56.3% | 9 |
| Meal preparation |  | 87.5% | 14 |
| Shopping |  | 81.3% | 13 |
| Ambulation/locomotion |  | 68.8% | 11 |
| Bathing & showering |  | 62.5% | 10 |
| Bladder/bowel care |  | 62.5% | 10 |
| Dressing or changing clothes |  | 68.8% | 11 |
| Exercise |  | 37.5% | 6 |
| Feeding |  | 50.0% | 8 |
| Hair care/grooming |  | 62.5% | 10 |
| Mouth care or dental hygiene |  | 56.3% | 9 |
| Skin care |  | 62.5% | 10 |
| Transfers and positioning |  | 37.5% | 6 |
| None of the above | | 0.0% | 0 |
| Other (please specify) |  | 12.5% | 2 |
| answered question | | | 16 |
| skipped question | | | 179 |






27. Are there specific places that your agency believes are inappropriate to provide personal care services to clients? If yes, which places would be inappropriate?

| | | Response Percent | Response Count |
|--------------------------|--|------------------|----------------|
| No |  | 93.3% | 14 |
| Yes (please explain) |  | 6.7% | 1 |
| answered question | | | 15 |
| skipped question | | | 180 |






28. Which option best describes your service area?

| | | Response Percent | Response Count |
|--------------------------|---|------------------|----------------|
| Urban |  | 26.3% | 10 |
| Rural |  | 18.4% | 7 |
| Both |  | 55.3% | 21 |
| answered question | | | 38 |
| skipped question | | | 157 |






29. Approximately how many of your clients receive Long-Term Home Health (LTTH) services only?

| | | Response Percent | Response Count |
|--------------------------|---|------------------|----------------|
| 0-5 |  | 15.8% | 6 |
| 5-20 |  | 21.1% | 8 |
| 20-50 |  | 18.4% | 7 |
| 50-100 |  | 21.1% | 8 |
| 100+ |  | 23.7% | 9 |
| answered question | | | 38 |
| skipped question | | | 157 |





30. Approximately how many of your clients receive personal care services only?

| | | Response Percent | Response Count |
|--------------------------|---|------------------|----------------|
| 0-5 |  | 23.7% | 9 |
| 5-20 |  | 31.6% | 12 |
| 20-50 |  | 21.1% | 8 |
| 50-100 |  | 7.9% | 3 |
| 100+ |  | 15.8% | 6 |
| answered question | | | 38 |
| skipped question | | | 157 |



31. Approximately how many of your clients receive both LTHH and personal care services?

| | | Response Percent | Response Count |
|--------------------------|---|------------------|----------------|
| 0-5 |  | 24.3% | 9 |
| 5-20 |  | 24.3% | 9 |
| 20-50 |  | 32.4% | 12 |
| 50-100 |  | 8.1% | 3 |
| 100+ |  | 10.8% | 4 |
| answered question | | | 37 |
| skipped question | | | 158 |



32. Out of all your clients, approximately how many are Medicaid recipients? Please include those clients who are Medicare and Medicaid eligible.

| | | Response Percent | Response Count |
|--------------------------|---|------------------|----------------|
| Less than 5% |  | 8.1% | 3 |
| 5-20% |  | 10.8% | 4 |
| 20-50% |  | 18.9% | 7 |
| 50-100% |  | 62.2% | 23 |
| answered question | | | 37 |
| skipped question | | | 158 |



33. Approximately what percentage of your clients are employed outside of the home?

| | | Response Percent | Response Count |
|--------------------------|--|------------------|----------------|
| Less than 5% |  | 86.5% | 32 |
| 5-20% |  | 13.5% | 5 |
| 20-50% | | 0.0% | 0 |
| 50-100% | | 0.0% | 0 |
| answered question | | | 37 |
| skipped question | | | 158 |



34. Approximately what percentage of your clients are enrolled in higher education or technical trade classes?

| | | Response Percent | Response Count |
|--------------------------|--|------------------|----------------|
| Less than 5% |  | 97.3% | 36 |
| 5-20% |  | 2.7% | 1 |
| 20-50% | | 0.0% | 0 |
| 50-100% | | 0.0% | 0 |
| answered question | | | 37 |
| skipped question | | | 158 |



35. Approximately what percentage of your clients will be transitioning from pediatric to adult home health services within the next six months?

| | | Response Percent | Response Count |
|-------------------|--|------------------|----------------|
| Less than 5% |  | 92.1% | 35 |
| 5-20% |  | 7.9% | 3 |
| 20-50% | | 0.0% | 0 |
| 50-100% | | 0.0% | 0 |
| answered question | | | 38 |
| skipped question | | | 157 |



36. Do you currently provide services to pediatric clients in the community?

| | | Response Percent | Response Count |
|---------------------------------|---|------------------|----------------|
| Yes |  | 47.4% | 18 |
| No (please skip to question 38) |  | 52.6% | 20 |
| answered question | | | 38 |
| skipped question | | | 157 |




37. Do you provide LTHH for pediatric Medicaid clients in the community?

| | | Response Percent | Response Count |
|-------------------|--|------------------|----------------|
| Yes |  | 72.2% | 13 |
| No |  | 27.8% | 5 |
| answered question | | | 18 |
| skipped question | | | 177 |

















38. 10. Do you provide in-home support services (IHSS) to children in the Children's Home and Community Based Services (CHCBS) waiver in the community?

| | | Response Percent | Response Count |
|-------------------|---|------------------|----------------|
| Yes |  | 35.0% | 7 |
| No |  | 65.0% | 13 |
| answered question | | | 20 |
| skipped question | | | 175 |






39. What type of care do you believe currently benefits, or would benefit your clients outside of the home?

| | | Response Percent | Response Count |
|-------------------|---|------------------|----------------|
| Skilled care |  | 13.6% | 3 |
| Personal care |  | 18.2% | 4 |
| Both |  | 68.2% | 15 |
| answered question | | | 22 |
| skipped question | | | 173 |















40. Which skilled care services do you think could be safely and adequately provided outside of the home? Select all that apply.

| | | Response Percent | Response Count |
|--|--|------------------|----------------|
| Ambulation/locomotion (assistance needed to get to a community location once outside of the home) |  | 100.0% | 21 |
| Bathing & showering |  | 28.6% | 6 |
| Bladder care or catheter care |  | 76.2% | 16 |
| Bowel care |  | 57.1% | 12 |
| Prescribed bowel program |  | 23.8% | 5 |
| Dressing or changing clothes |  | 66.7% | 14 |
| Range of motion |  | 66.7% | 14 |
| Feeding (skilled assistance needed) |  | 90.5% | 19 |
| G-tube feedings |  | 57.1% | 12 |
| Hair care/grooming |  | 76.2% | 16 |
| Mouth care or dental hygiene |  | 76.2% | 16 |
| Skin care |  | 52.4% | 11 |
| Transfers and positioning |  | 100.0% | 21 |
| Wound care (simple or complex) |  | 38.1% | 8 |
| Medication administration (including IV or injection medications) |  | 61.9% | 13 |
| None of the above | | 0.0% | 0 |
| Other (please specify) |  | 4.8% | 1 |
| answered question | | | 21 |
| skipped question | | | 174 |



41. Approximately how many of your clients currently use the services you selected in the question above?

| | | Response Percent | Response Count |
|--------------------------|---|------------------|----------------|
| 0-5 |  | 25.0% | 5 |
| 5-20 |  | 10.0% | 2 |
| 20-50 |  | 10.0% | 2 |
| 50-100 |  | 20.0% | 4 |
| 100+ |  | 35.0% | 7 |
| answered question | | | 20 |
| skipped question | | | 175 |



42. Which skilled care services do you think could NOT be safely and adequately provided outside of the home?

| | | Response Percent | Response Count |
|---|---|--------------------------|----------------|
| Ambulation/locomotion (assistance needed to get to a community location once outside of the home) | | 0.0% | 0 |
| Bathing & showering |  | 60.0% | 12 |
| Bladder care or catheter care |  | 20.0% | 4 |
| Bowel care |  | 30.0% | 6 |
| Prescribed bowel program |  | 55.0% | 11 |
| Dressing or changing clothes |  | 25.0% | 5 |
| Range of motion |  | 15.0% | 3 |
| Feeding (skilled assistance needed) | | 0.0% | 0 |
| G-tube feedings |  | 25.0% | 5 |
| Hair care/grooming |  | 5.0% | 1 |
| Mouth care or dental hygiene |  | 5.0% | 1 |
| Skin care |  | 15.0% | 3 |
| Transfers and positioning | | 0.0% | 0 |
| Wound care (simple or complex) |  | 45.0% | 9 |
| Medication administration (including IV or injection medications) |  | 25.0% | 5 |
| None of the above |  | 20.0% | 4 |
| Other (please specify) |  | 5.0% | 1 |
| | | answered question | 20 |
| | | skipped question | 175 |



43. Are there specific places that your agency believes are inappropriate to provide home health services to clients? If yes, which places would be inappropriate?

| | | Response Percent | Response Count |
|----------------------|---|------------------|----------------|
| No |  | 50.0% | 10 |
| Yes (please explain) |  | 50.0% | 10 |
| answered question | | | 20 |
| skipped question | | | 175 |








44. Do you currently provide personal care services to clients in the community?

| | | Response Percent | Response Count |
|---------------------------------|---|------------------|----------------|
| Yes |  | 40.0% | 8 |
| No (please skip to question 48) |  | 60.0% | 12 |
| answered question | | | 20 |
| skipped question | | | 175 |





45. Do you provide personal care services to clients in the community who do not receive services through the Consumer Directed Attendant Support Services (CDASS) delivery option?

| | | Response Percent | Response Count |
|-------------------|---|------------------|----------------|
| Yes |  | 56.3% | 9 |
| No |  | 43.8% | 7 |
| answered question | | | 16 |
| skipped question | | | 179 |



















**46. In which waiver(s) are clients enrolled who receive personal care in the community?
Select all that apply.**

| | | Response Percent | Response Count |
|---|--|------------------|----------------|
| Elderly, Blind and Disabled |  | 75.0% | 9 |
| Community Mental Health Supports |  | 16.7% | 2 |
| Brain Injury |  | 41.7% | 5 |
| Spinal Cord Injury |  | 8.3% | 1 |
| Persons Living with Aids |  | 25.0% | 3 |
| Supported Living Services |  | 33.3% | 4 |
| Children's Extensive Services |  | 25.0% | 3 |
| Children Residential Habilitation Program | | 0.0% | 0 |
| answered question | | | 12 |
| skipped question | | | 183 |



47. Approximately how many of your clients receive personal care services in the community?

| | | Response Percent | Response Count |
|--------------------------|---|------------------|----------------|
| 0-5 |  | 53.8% | 7 |
| 5-20 |  | 23.1% | 3 |
| 20-50 | | 0.0% | 0 |
| 50-100 |  | 7.7% | 1 |
| 100+ |  | 15.4% | 2 |
| answered question | | | 13 |
| skipped question | | | 182 |









48. What type of personal care is typically provided to clients in the community? Select all that apply.

| | | Response Percent | Response Count |
|---|---|------------------|----------------|
| Protective oversight for standby assistance |  | 50.0% | 6 |
| Protective oversight to prevent wandering |  | 41.7% | 5 |
| Communication with the client |  | 33.3% | 4 |
| Respite |  | 33.3% | 4 |
| Meal preparation |  | 50.0% | 6 |
| Shopping |  | 75.0% | 9 |
| Ambulation/locomotion |  | 50.0% | 6 |
| Bathing & showering |  | 50.0% | 6 |
| Bladder/bowel care |  | 25.0% | 3 |
| Dressing or changing clothes |  | 58.3% | 7 |
| Exercise |  | 50.0% | 6 |
| Feeding |  | 25.0% | 3 |
| Hair care/grooming |  | 50.0% | 6 |
| Mouth care or dental hygiene |  | 50.0% | 6 |
| Skin care |  | 41.7% | 5 |
| Transfers and positioning |  | 41.7% | 5 |
| None of the above |  | 16.7% | 2 |
| Other (please specify) |  | 25.0% | 3 |
| answered question | | | 12 |
| skipped question | | | 183 |







49. Are there specific places that your agency believes are inappropriate to provide personal care services to clients? If yes, which places would be inappropriate?

| | | Response Percent | Response Count |
|--------------------------|---|------------------|----------------|
| No |  | 40.0% | 6 |
| Yes (please explain) |  | 60.0% | 9 |
| answered question | | | 15 |
| skipped question | | | 180 |

50. What times of day would be easiest to provide home health and/or personal care services in the community? Select all that apply.

| | | Response Percent | Response Count |
|---|--|------------------|----------------|
| Mornings (6 a.m. to 11:30 a.m.) |  | 55.4% | 31 |
| Mid-Day (11:30 a.m. to 1:00 p.m.) |  | 67.9% | 38 |
| Afternoon (1:00 p.m. to 4:30 p.m.) |  | 71.4% | 40 |
| Evening (4:30 p.m. to 7:30 p.m.) |  | 37.5% | 21 |
| Night (7:30 p.m. to 10:00 p.m.) |  | 12.5% | 7 |
| Overnight |  | 1.8% | 1 |
| All times would be easy to accommodate |  | 26.8% | 15 |
| No times would be easy to accommodate |  | 3.6% | 2 |
| answered question | | | 56 |
| skipped question | | | 139 |




51. What times of day would be hardest to provide home health and/or personal care services in the community? Select all that apply.

| | | Response Percent | Response Count |
|---------------------------------------|---|------------------|----------------|
| Mornings (6 a.m. to 11:30 a.m.) |  | 10.7% | 6 |
| Mid-Day (11:30 a.m. to 1:00 p.m.) | | 0.0% | 0 |
| Afternoon (1:00 p.m. to 4:30 p.m.) | | 0.0% | 0 |
| Evening (4:30 p.m. to 7:30 p.m.) |  | 26.8% | 15 |
| Night (7:30 p.m. to 10:00 p.m.) |  | 51.8% | 29 |
| Overnight |  | 66.1% | 37 |
| All times would hard to accommodate |  | 5.4% | 3 |
| No times would be hard to accommodate |  | 21.4% | 12 |
| answered question | | | 56 |
| skipped question | | | 139 |





52. Out of the following possible concerns, please rate your agency's concerns with providing home health and/or personal care services outside of the home:

| | Not Concerned | Somewhat Concerned | Very Concerned | Rating Count |
|--|-------------------|--------------------|--------------------------|--------------|
| Staff comfort & willingness to provide such services | 51.8% (29) | 37.5% (21) | 10.7% (6) | 56 |
| Liability | 19.6% (11) | 42.9% (24) | 37.5% (21) | 56 |
| Logistics (scheduling) | 21.4% (12) | 50.0% (28) | 28.6% (16) | 56 |
| Increase in client requests | 48.2% (27) | 26.8% (15) | 25.0% (14) | 56 |
| Delegation related issues | 30.4% (17) | 44.6% (25) | 25.0% (14) | 56 |
| Clients being out in community frequently | 55.4% (31) | 32.1% (18) | 12.5% (7) | 56 |
| Difficult to manage | 26.8% (15) | 57.1% (32) | 16.1% (9) | 56 |
| Enforcement of State regulations | 9.1% (5) | 41.8% (23) | 49.1% (27) | 55 |
| | | | answered question | 56 |
| | | | skipped question | 139 |



53. How would being able to get home health and/or personal care services outside of your clients' home change the hours of care your clients would need?

| | | Response Percent | Response Count |
|------------------------------|---|--------------------------|----------------|
| Decrease the number of hours |  | 8.9% | 5 |
| Increase the number of hours |  | 35.7% | 20 |
| Stay the same |  | 55.4% | 31 |
| | | answered question | 56 |
| | | skipped question | 139 |




54. If available today, approximately what percentage of your clients do you believe would request that these services be provided outside of the home?

| | | Response Percent | Response Count |
|--------------|---|--------------------------|----------------|
| Less than 5% |  | 39.3% | 22 |
| 5-20% |  | 25.0% | 14 |
| 20-50% |  | 23.2% | 13 |
| 50-100% |  | 12.5% | 7 |
| | | answered question | 56 |
| | | skipped question | 139 |





55. Do you believe that your agency's total costs would increase if it were to provide home health and/or personal care services outside the home for its existing consumer population?

| | | Response Percent | Response Count |
|-----------------------|---|--------------------------|----------------|
| No |  | 49.1% | 27 |
| Yes (please explain). |  | 50.9% | 28 |
| | | answered question | 55 |
| | | skipped question | 140 |



56. Does your agency currently have the capacity to provide home health and/or personal care services outside of the home?

| | | Response Percent | Response Count |
|----------------------|---|--------------------------|----------------|
| Yes |  | 57.9% | 33 |
| Unknown at this time |  | 33.3% | 19 |
| No (please explain) |  | 8.8% | 5 |
| | | answered question | 57 |
| | | skipped question | 138 |



57. If your agency is given the option of providing home health and/or personal care services outside of the home, do you think it will:

| | | Response Percent | Response Count |
|---|--|--------------------------|----------------|
| Offer this service to all clients regardless of individual client situations |  | 10.5% | 6 |
| Offer this service within situational boundaries (e.g., have policies for offering this service to certain clients who meet some established criteria) |  | 71.9% | 41 |
| Not offer this service to any clients |  | 7.0% | 4 |
| Other (please explain) |  | 10.5% | 6 |
| | | answered question | 57 |
| | | skipped question | 138 |



58. Are you currently employed outside of the home?

| | | Response Percent | Response Count |
|-------------------|--|------------------|----------------|
| Yes |  | 28.9% | 11 |
| No |  | 71.1% | 27 |
| answered question | | | 38 |
| skipped question | | | 157 |




















59. Are you enrolled in higher education or technical trade classes?




| | | Response Percent | Response Count |
|-------------------|--|------------------|----------------|
| Yes |  | 8.1% | 3 |
| No |  | 91.9% | 34 |
| answered question | | | 37 |
| skipped question | | | 158 |

60. Will you be transitioning from pediatric home health services to adult home health services within the next six months?















| | | Response Percent | Response Count |
|-------------------|--|------------------|----------------|
| Yes |  | 8.1% | 3 |
| No |  | 91.9% | 34 |
| answered question | | | 37 |
| skipped question | | | 158 |








61. Which skilled and/or personal care services do you currently receive in your home that you would like to receive outside your home? Select all that apply.

| | | Response Percent | Response Count |
|---|--|------------------|----------------|
| Ambulation/locomotion (assistance needed to get to a community location once outside of the home) |  | 56.8% | 21 |
| Bathing & showering |  | 54.1% | 20 |
| Bladder care or catheter care |  | 48.6% | 18 |
| Bowel care |  | 48.6% | 18 |
| Prescribed bowel program |  | 16.2% | 6 |
| Dressing or changing clothes |  | 75.7% | 28 |
| Range of motion |  | 51.4% | 19 |
| Feeding (skilled assistance needed) |  | 48.6% | 18 |
| G-tube feedings |  | 21.6% | 8 |
| Hair care/grooming |  | 45.9% | 17 |
| Mouth care or dental hygiene |  | 56.8% | 21 |
| Skin care |  | 59.5% | 22 |
| Transfers and positioning |  | 70.3% | 26 |
| Wound care (simple or complex) |  | 21.6% | 8 |
| Medication administration (including IV or injection medications) |  | 48.6% | 18 |
| Protective oversight to prevent wandering |  | 21.6% | 8 |
| Protective oversight for standby assistance |  | 37.8% | 14 |
| Communication with the client |  | 48.6% | 18 |
| Respite |  | 35.1% | 13 |




| | | | |
|--------------------------|---|-------|------------|
| Meal preparation |  | 54.1% | 20 |
| None of the above |  | 10.8% | 4 |
| Other (please specify) |  | 27.0% | 10 |
| answered question | | | 37 |
| skipped question | | | 158 |

62. Which skilled and/or personal care services do you currently receive in your home that you would NOT want to receive outside of your home? Select all that apply.




| | | Response Percent | Response Count |
|---|---|------------------|----------------|
| Ambulation/locomotion (assistance needed to get to a community location once outside of the home) |  | 3.1% | 1 |
| Bathing & showering |  | 37.5% | 12 |
| Bladder care or catheter care |  | 9.4% | 3 |
| Bowel care |  | 25.0% | 8 |
| Prescribed bowel program |  | 21.9% | 7 |
| Dressing or changing clothes |  | 15.6% | 5 |
| Range of motion |  | 15.6% | 5 |
| Feeding (skilled assistance needed) |  | 12.5% | 4 |
| G-tube feedings | | 0.0% | 0 |
| Hair care/grooming |  | 15.6% | 5 |
| Mouth care or dental hygiene |  | 12.5% | 4 |
| Skin care |  | 15.6% | 5 |
| Transfers and positioning |  | 12.5% | 4 |
| Wound care (simple or complex) |  | 9.4% | 3 |
| Medication administration (including IV or injection medications) |  | 15.6% | 5 |

| | | | |
|---|---|--------------|------------|
| Protective oversight to prevent wandering |  | 6.3% | 2 |
| Protective oversight for standby assistance |  | 9.4% | 3 |
| Communication with the client |  | 15.6% | 5 |
| Respite |  | 6.3% | 2 |
| Meal preparation |  | 25.0% | 8 |
| None of the above |  | 40.6% | 13 |
| Other (please specify) |  | 9.4% | 3 |
| answered question | | | 32 |
| skipped question | | | 163 |




63. If someone currently gives you care while you are outside of the home, is that person paid?

| | | Response Percent | Response Count |
|---|---|------------------|----------------|
| Yes |  | 47.7% | 21 |
| No |  | 18.2% | 8 |
| I do not have a caregiver for outside-of-the-home needs |  | 34.1% | 15 |
| answered question | | | 44 |
| skipped question | | | 151 |







64. If the person is paid, who pays them?

| | | Response Percent | Response Count |
|--|---|--------------------------|----------------|
| Employment related |  | 21.7% | 5 |
| I do, out-of-pocket (could be a family member, friend, etc.) |  | 13.0% | 3 |
| Some other source of funding |  | 65.2% | 15 |
| | (please specify) | | 15 |
| | | answered question | 23 |
| | | skipped question | 172 |




65. If the person who gives you care outside of the home is not paid, please select the option that best describes your caregiver:

| | | Response Percent | Response Count |
|---|---|--------------------------|----------------|
| Non-family volunteer |  | 10.3% | 3 |
| Family member |  | 41.4% | 12 |
| I do not have a caregiver for my outside-of-the-home needs |  | 48.3% | 14 |
| | | answered question | 29 |
| | | skipped question | 166 |




66. How often would you use home health services outside of your home?

| | | Response Percent | Response Count |
|--------------------------|---|------------------|----------------|
| One day per week |  | 12.8% | 5 |
| Two days per week |  | 7.7% | 3 |
| Three days per week |  | 17.9% | 7 |
| Four days per week |  | 7.7% | 3 |
| Five days per week |  | 10.3% | 4 |
| Six days per week | | 0.0% | 0 |
| Every day |  | 43.6% | 17 |
| answered question | | | 39 |
| skipped question | | | 156 |







67. On the days that you would use home health services outside of the home, how many times per day would you use those services? For example, if you need the service only one day per week, but need the service multiple times in that same day.

| | | Response Percent | Response Count |
|-------------------------------|---|------------------|----------------|
| Once per day |  | 35.9% | 14 |
| Twice per day |  | 20.5% | 8 |
| Multiple times per day |  | 43.6% | 17 |
| answered question | | | 39 |
| skipped question | | | 156 |

68. How would being able to get home health services outside of your home change the hours of care you would need?

| | | Response Percent | Response Count |
|-------------------------------|---|--------------------------|----------------|
| Decrease the number of hours |  | 10.0% | 4 |
| Increase the numbers of hours |  | 32.5% | 13 |
| Stay the same |  | 57.5% | 23 |
| | | answered question | 40 |
| | | skipped question | 155 |





69. If home health services were available outside of the home, where would you seek this care? Select all that apply.






| | | Response Percent | Response Count |
|-----------------------------------|---|--------------------------|----------------|
| Work |  | 41.0% | 16 |
| School |  | 33.3% | 13 |
| Gym/workout facility |  | 35.9% | 14 |
| Restaurant |  | 56.4% | 22 |
| Another person's residence |  | 66.7% | 26 |
| Other (please specify) |  | 51.3% | 20 |
| | | answered question | 39 |
| | | skipped question | 156 |

70. How far from your home would you require services?



| | | Response Percent | Response Count |
|--|--|--------------------------|-------------------|
| Up to 5 miles from your home | | 19.5% | 8 |
| Up to 15 miles from your home | | 31.7% | 13 |
| Up to 30 miles from your home | | 17.1% | 7 |
| More than 30 miles from your home | | 31.7% | 13 |
| | | answered question | 41 |
| | | skipped question | 154 |

71. Please identify the agency you represent (optional).



| | | Response Percent | Response Count |
|---|---|---------------------|-------------------|
| Adult Care Management, Inc. | | 0.0% | 0 |
| Alamosa County Public Health Dept | | 0.0% | 0 |
| Bent County Nursing Services | | 0.0% | 0 |
| Central Mountain Options for Long-Term Care (OLTC) |  | 11.1% | 1 |
| Conejos County Nursing Services | | 0.0% | 0 |
| Delta County Dept of Health and Human Services |  | 11.1% | 1 |
| Jefferson County Dept of Health and Human Services | | 0.0% | 0 |
| Kit Carson County Public Health | | 0.0% | 0 |
| Larimer County Dept of Human Services | | 0.0% | 0 |
| Larimer County Options for Long- Term Care (OLTC) | | 0.0% | 0 |
| Las Animas County Dept of Human Services | | 0.0% | 0 |
| Innovage Long-Term Care Options | | 0.0% | 0 |
| Mesa County Dept of Human Services |  | 11.1% | 1 |
| Montezuma County Health Dept | | 0.0% | 0 |
| Montrose County Dept of Health and Human Services |  | 11.1% | 1 |
| Northeast CO Area Agency on Aging | | 0.0% | 0 |
| Northwest Options for Long-Term Care (OLTC) | | 0.0% | 0 |

| | | | |
|--|---|-------|------------|
| Otero County Dept of Human Services |  | 11.1% | 1 |
| Prowers County Public Health Nursing Services |  | 11.1% | 1 |
| Pueblo County Dept of Social Services |  | 11.1% | 1 |
| Rio Grande County Dept of Social Services | | 0.0% | 0 |
| Rio Grande Options for Long-Term Care (OLTC) | | 0.0% | 0 |
| Rocky Mountain Options for Long-Term Care (OLTC) | | 0.0% | 0 |
| San Juan Basin Health Dept |  | 11.1% | 1 |
| Weld County Area Agency on Aging | | 0.0% | 0 |
| Other (please specify) |  | 11.1% | 1 |
| answered question | | | 9 |
| skipped question | | | 186 |


72. Which option best describes your service area?

| | | Response Percent | Response Count |
|--------------------------|--|------------------|----------------|
| Urban | | 0.0% | 0 |
| Rural |  | 77.8% | 7 |
| Both |  | 22.2% | 2 |
| answered question | | | 9 |
| skipped question | | | 186 |





73. What type of services does your agency provide? Select all that apply.

| | | Response Percent | Response Count |
|---------------------------------|--|--------------------------|----------------|
| Case management services |  | 72.7% | 8 |
| Skilled home health services |  | 27.3% | 3 |
| Primary care physician services | | 0.0% | 0 |
| | | answered question | 11 |
| | | skipped question | 184 |





74. What types of clients do you serve?

| | | Response Percent | Response Count |
|---|--|--------------------------|----------------|
| Clients with skilled needs only | | 0.0% | 0 |
| Clients with non-medical needs only | | 0.0% | 0 |
| Clients with both skilled and non-medical needs |  | 100.0% | 11 |
| | | answered question | 11 |
| | | skipped question | 184 |





75. Approximately how many of your clients receive Long-Term Home Health (LTHH) services only?

| | | Response Percent | Response Count |
|--------------------------|---|------------------|----------------|
| 0-5 |  | 30.0% | 3 |
| 5-20 |  | 30.0% | 3 |
| 20-50 |  | 30.0% | 3 |
| 50-100 | | 0.0% | 0 |
| 100+ |  | 10.0% | 1 |
| answered question | | | 10 |
| skipped question | | | 185 |


76. Approximately how many of your clients receive personal care services only?

| | | Response Percent | Response Count |
|--------------------------|---|------------------|----------------|
| 0-5 | | 0.0% | 0 |
| 5-20 |  | 9.1% | 1 |
| 20-50 |  | 18.2% | 2 |
| 50-100 |  | 18.2% | 2 |
| 100+ |  | 54.5% | 6 |
| answered question | | | 11 |
| skipped question | | | 184 |


77. Approximately how many of your clients receive both LTHH and personal care services?

| | | Response Percent | Response Count |
|--------------------------|---|------------------|----------------|
| 0-5 | | 0.0% | 0 |
| 5-20 |  | 9.1% | 1 |
| 20-50 |  | 45.5% | 5 |
| 50-100 |  | 9.1% | 1 |
| 100+ |  | 36.4% | 4 |
| answered question | | | 11 |
| skipped question | | | 184 |


78. Approximately what percentage of your clients are employed outside of the home?

| | | Response Percent | Response Count |
|--------------------------|--|------------------|----------------|
| Less than 5% |  | 100.0% | 10 |
| 5-20% | | 0.0% | 0 |
| 20-50% | | 0.0% | 0 |
| 50-100% | | 0.0% | 0 |
| answered question | | | 10 |
| skipped question | | | 185 |



79. Approximately what percentage of your clients are enrolled in higher education or technical trade classes?

| | | Response Percent | Response Count |
|-------------------|--|------------------|----------------|
| Less than 5% |  | 100.0% | 11 |
| 5-20% | | 0.0% | 0 |
| 20-50% | | 0.0% | 0 |
| 50-100% | | 0.0% | 0 |
| answered question | | | 11 |
| skipped question | | | 184 |



80. Approximately what percentage of your clients will be transitioning from pediatric to adult home health services within the next six months?

| | | Response Percent | Response Count |
|-------------------|--|------------------|----------------|
| Less than 5% |  | 100.0% | 11 |
| 5-20% | | 0.0% | 0 |
| 20-50% | | 0.0% | 0 |
| 50-100% | | 0.0% | 0 |
| answered question | | | 11 |
| skipped question | | | 184 |



81. Do you currently provide services to pediatric clients in the community?

| | | Response Percent | Response Count |
|---------------------------------|---|------------------|----------------|
| Yes |  | 45.5% | 5 |
| No (please skip to question 84) |  | 54.5% | 6 |
| answered question | | | 11 |
| skipped question | | | 184 |



82. Do you provide LTHH for pediatric Medicaid clients in the community?

| | | Response Percent | Response Count |
|-------------------|---|------------------|----------------|
| Yes |  | 57.1% | 4 |
| No |  | 42.9% | 3 |
| answered question | | | 7 |
| skipped question | | | 188 |

83. Do you provide in-home supportive services (IHSS) for pediatric clients in the community?

| | | Response Percent | Response Count |
|-------------------|---|------------------|----------------|
| Yes |  | 33.3% | 3 |
| No |  | 66.7% | 6 |
| answered question | | | 9 |
| skipped question | | | 186 |






84. What type of care do you believe currently benefits, or would benefit your clients outside of the home?

| | | Response Percent | Response Count |
|--------------------------|--|------------------|----------------|
| Skilled care |  | 11.1% | 1 |
| Non-medical care | | 0.0% | 0 |
| Both |  | 88.9% | 8 |
| answered question | | | 9 |
| skipped question | | | 186 |













85. Which skilled care services do you think could be safely and adequately provided outside of the home? Select all that apply.

| | | Response Percent | Response Count |
|---|--|--------------------------|----------------|
| Ambulation/locomotion (assistance needed to get to a community location once outside of the home) | | 62.5% | 5 |
| Bathing & showering | | 50.0% | 4 |
| Bladder care or catheter care | | 50.0% | 4 |
| Bowel care | | 50.0% | 4 |
| Prescribed bowel program | | 62.5% | 5 |
| Dressing or changing clothes | | 50.0% | 4 |
| Range of motion | | 75.0% | 6 |
| Feeding (skilled assistance needed) | | 62.5% | 5 |
| G-tube feedings | | 62.5% | 5 |
| Hair care/grooming | | 62.5% | 5 |
| Mouth care or dental hygiene | | 62.5% | 5 |
| Skin care | | 50.0% | 4 |
| Transfers and positioning | | 75.0% | 6 |
| Wound care (simple or complex) | | 87.5% | 7 |
| Medication administration (including IV or injection medications) | | 75.0% | 6 |
| None of the above | | 0.0% | 0 |
| Other (please specify) | | 0.0% | 0 |
| | | answered question | 8 |
| | | skipped question | 187 |



86. Approximately how many of your clients currently use the services you selected in the question above?

| | | Response Percent | Response Count |
|--------------------------|---|------------------|----------------|
| 0-5 |  | 12.5% | 1 |
| 5-20 |  | 25.0% | 2 |
| 20-50 |  | 25.0% | 2 |
| 50-100 |  | 12.5% | 1 |
| 100+ |  | 25.0% | 2 |
| answered question | | | 8 |
| skipped question | | | 187 |







87. Which skilled care services do you think could NOT be safely and adequately provided outside of the home?

| | | Response Percent | Response Count |
|---|---|--------------------------|----------------|
| Ambulation/locomotion (assistance needed to get to a community location once outside of the home) | | 0.0% | 0 |
| Bathing & showering |  | 33.3% | 2 |
| Bladder care or catheter care |  | 33.3% | 2 |
| Bowel care |  | 16.7% | 1 |
| Prescribed bowel program |  | 16.7% | 1 |
| Dressing or changing clothes |  | 33.3% | 2 |
| Range of motion | | 0.0% | 0 |
| Feeding (skilled assistance needed) |  | 16.7% | 1 |
| G-tube feedings |  | 16.7% | 1 |
| Hair care/grooming |  | 16.7% | 1 |
| Mouth care or dental hygiene |  | 16.7% | 1 |
| Skin care |  | 16.7% | 1 |
| Transfers and positioning |  | 16.7% | 1 |
| Wound care (simple or complex) | | 0.0% | 0 |
| Medication administration (including IV or injection medications) | | 0.0% | 0 |
| None of the above |  | 66.7% | 4 |
| Other (please specify) | | 0.0% | 0 |
| | | answered question | 6 |
| | | skipped question | 189 |





88. Are there specific places that your agency believes are inappropriate to provide home health services to clients? If yes, which places would be inappropriate?

| | | Response Percent | Response Count |
|--------------------------|--|------------------|----------------|
| No |  | 12.5% | 1 |
| Yes (please explain) |  | 87.5% | 7 |
| answered question | | | 8 |
| skipped question | | | 187 |

89. What times of day would be easiest to provide home health and/or personal care services in the community? Select all that apply.

| | | Response Percent | Response Count |
|--|--|------------------|----------------|
| Mornings (6 a.m. to 11:30 a.m.) |  | 62.5% | 5 |
| Mid-Day (11:30 a.m. to 1:00 p.m.) |  | 87.5% | 7 |
| Afternoon (1:00 p.m. to 4:30 p.m.) |  | 87.5% | 7 |
| Evening (4:30 p.m. to 7:30 p.m.) |  | 50.0% | 4 |
| Night (7:30 p.m. to 10:00 p.m.) |  | 12.5% | 1 |
| Overnight | | 0.0% | 0 |
| All times would be easy to accommodate | | 0.0% | 0 |
| No times would be easy to accommodate |  | 12.5% | 1 |
| answered question | | | 8 |
| skipped question | | | 187 |




90. What times of day would be hardest to provide home health and/or personal care services in the community? Select all that apply.

| | | Response Percent | Response Count |
|--|--|------------------|----------------|
| Mornings (6 a.m. to 11:30 a.m.) | | 0.0% | 0 |
| Mid-Day (11:30 a.m. to 1:00 p.m.) | | 0.0% | 0 |
| Afternoon (1:00 p.m. to 4:30 p.m.) | | 0.0% | 0 |
| Evening (4:30 p.m. to 7:30 p.m.) |  | 25.0% | 2 |
| Night (7:30 p.m. to 10:00 p.m.) |  | 75.0% | 6 |
| Overnight |  | 87.5% | 7 |
| All times would be easy to accommodate | | 0.0% | 0 |
| No times would be easy to accommodate |  | 12.5% | 1 |
| answered question | | | 8 |
| skipped question | | | 187 |




91. Out of the following possible concerns, please rate your agency's concerns with providing home health and/or personal care services outside of the home:

| | Not Concerned | Somewhat Concerned | Very Concerned | Rating Count |
|--|------------------|--------------------|----------------|--------------|
| Staff comfort & willingness to provide such services | 50.0% (4) | 37.5% (3) | 12.5% (1) | 8 |
| Liability | 12.5% (1) | 75.0% (6) | 12.5% (1) | 8 |
| Logistics (scheduling) | 0.0% (0) | 87.5% (7) | 12.5% (1) | 8 |
| Increase in client requests | 37.5% (3) | 50.0% (4) | 12.5% (1) | 8 |
| Delegation related issues | 12.5% (1) | 62.5% (5) | 25.0% (2) | 8 |
| Clients being out in community frequently | 25.0% (2) | 62.5% (5) | 12.5% (1) | 8 |
| Difficult to manage | 12.5% (1) | 50.0% (4) | 37.5% (3) | 8 |
| Enforcement of State regulations | 0.0% (0) | 75.0% (6) | 25.0% (2) | 8 |
| answered question | | | | 8 |
| skipped question | | | | 187 |



92. How would being able to get home health and/or personal care services outside of your clients' home change the hours of care your clients would need?

| | | Response Percent | Response Count |
|------------------------------|---|------------------|----------------|
| Decrease the number of hours |  | 14.3% | 1 |
| Increase the number of hours |  | 28.6% | 2 |
| Stay the same |  | 57.1% | 4 |
| answered question | | | 7 |
| skipped question | | | 188 |




93. If available today, approximately what percentage of your clients do you believe would request that these services be provided outside of the home?

| | | Response Percent | Response Count |
|--------------------------|--|------------------|----------------|
| Less than 5% |  | 71.4% | 5 |
| 5-20% |  | 14.3% | 1 |
| 20-50% | | 0.0% | 0 |
| 50-100% |  | 14.3% | 1 |
| answered question | | | 7 |
| skipped question | | | 188 |




94. Do you believe that your agency's total costs would increase if it were to provide home health and/or personal care services outside the home for its existing consumer population?

| | | Response Percent | Response Count |
|--------------------------|---|------------------|----------------|
| No |  | 50.0% | 4 |
| Yes (please explain). |  | 50.0% | 4 |
| answered question | | | 8 |
| skipped question | | | 187 |

95. Does your agency currently have the capacity to provide home health and/or personal care services outside of the home?

| | | Response Percent | Response Count |
|---------------------------|---|--------------------------|----------------|
| Yes |  | 12.5% | 1 |
| We do not yet know |  | 50.0% | 4 |
| No (please specify). |  | 37.5% | 3 |
| | | answered question | 8 |
| | | skipped question | 187 |

96. If your agency is given the option of providing home health services and/or personal care services outside of the home, do you think it will:




| | | Response Percent | Response Count |
|---|---|--------------------------|----------------|
| Offer these services to all clients regardless of individual client situations |  | 25.0% | 2 |
| Offer these services within situational boundaries (e.g., have policies for offering this service to certain clients who meet some established criteria) |  | 50.0% | 4 |
| Not offer these services to any clients | | 0.0% | 0 |
| Other (please explain) |  | 25.0% | 2 |
| | | answered question | 8 |
| | | skipped question | 187 |

97. Please identify the agency you represent (optional).




| | | Response Percent | Response Count |
|---|-------------------------------------|---------------------|-------------------|
| Inspiration Field | <input type="checkbox"/> | 7.7% | 1 |
| Blue Peaks Developmental Services | <input type="checkbox"/> | 7.7% | 1 |
| Colorado Bluesky Enterprises | <input type="checkbox"/> | 7.7% | 1 |
| Community Connections | | 0.0% | 0 |
| Community Options | <input type="checkbox"/> | 7.7% | 1 |
| Mountain Valley Developmental Services | | 0.0% | 0 |
| North Metro Community Services | | 0.0% | 0 |
| Southeastern Developmental Services | <input type="checkbox"/> | 7.7% | 1 |
| Southern Colorado Developmental Services | <input type="checkbox"/> | 7.7% | 1 |
| Envision | <input type="checkbox"/> | 7.7% | 1 |
| Foothills Gateway | <input checked="" type="checkbox"/> | 15.4% | 2 |
| Horizons Specialized Services | | 0.0% | 0 |
| Imagine! | <input type="checkbox"/> | 7.7% | 1 |
| Strive | | 0.0% | 0 |
| Rocky Mountain Human Services | | 0.0% | 0 |
| Developmental Disabilities Resource Center | <input type="checkbox"/> | 7.7% | 1 |
| Developmental Pathways | | 0.0% | 0 |
| Eastern Colorado Services | | 0.0% | 0 |
| Starpoint | | 0.0% | 0 |
| The Resource Exchange | <input type="checkbox"/> | 7.7% | 1 |

| | | | |
|------------------------|---|--------------------------|------------|
| Other (please specify) |  | 7.7% | 1 |
| | | answered question | 13 |
| | | skipped question | 182 |



98. Which option best describes your service area?

| | | Response Percent | Response Count |
|-------|---|--------------------------|----------------|
| Urban |  | 7.1% | 1 |
| Rural |  | 50.0% | 7 |
| Both |  | 42.9% | 6 |
| | | answered question | 14 |
| | | skipped question | 181 |




99. What type of services does your agency provide? Select all that apply.

| | | Response Percent | Response Count |
|---------------------------------|--|--------------------------|----------------|
| Case management services |  | 100.0% | 13 |
| Skilled home health services |  | 23.1% | 3 |
| Primary care physician services |  | 7.7% | 1 |
| | | answered question | 13 |
| | | skipped question | 182 |

100. What types of clients do you serve?

| | | Response Percent | Response Count |
|--|--|------------------|----------------|
| Clients with skilled needs only | | 0.0% | 0 |
| Clients with non-medical needs only |  | 15.4% | 2 |
| Clients with both skilled and non-medical needs |  | 84.6% | 11 |
| answered question | | | 13 |
| skipped question | | | 182 |

101. Approximately how many of your clients receive Long-Term Home Health (LTTH) services only?

| | | Response Percent | Response Count |
|--------------------------|--|------------------|----------------|
| 0-5 |  | 69.2% | 9 |
| 5-20 |  | 23.1% | 3 |
| 20-50 |  | 7.7% | 1 |
| 50-100 | | 0.0% | 0 |
| 100+ | | 0.0% | 0 |
| answered question | | | 13 |
| skipped question | | | 182 |




102. Approximately how many of your clients receive personal care services only?

| | | Response Percent | Response Count |
|--------------------------|--|------------------|----------------|
| 0-5 | | 30.8% | 4 |
| 5-20 | | 38.5% | 5 |
| 20-50 | | 15.4% | 2 |
| 50-100 | | 7.7% | 1 |
| 100+ | | 7.7% | 1 |
| answered question | | | 13 |
| skipped question | | | 182 |


103. Approximately how many of your clients receive both LTHH and personal care services?

| | | Response Percent | Response Count |
|--------------------------|--|------------------|----------------|
| 0-5 | | 38.5% | 5 |
| 5-20 | | 38.5% | 5 |
| 20-50 | | 7.7% | 1 |
| 50-100 | | 7.7% | 1 |
| 100+ | | 7.7% | 1 |
| answered question | | | 13 |
| skipped question | | | 182 |



104. Approximately what percentage of your clients are employed outside of the home?

| | | Response Percent | Response Count |
|--------------------------|---|------------------|----------------|
| Less than 5% |  | 15.4% | 2 |
| 5-20% |  | 61.5% | 8 |
| 20-50% |  | 23.1% | 3 |
| 50-100% | | 0.0% | 0 |
| answered question | | | 13 |
| skipped question | | | 182 |



105. Approximately what percentage of your clients are enrolled in higher education or technical trade classes?

| | | Response Percent | Response Count |
|--------------------------|--|------------------|----------------|
| Less than 5% |  | 100.0% | 13 |
| 5-20% | | 0.0% | 0 |
| 20-50% | | 0.0% | 0 |
| 50-100% | | 0.0% | 0 |
| answered question | | | 13 |
| skipped question | | | 182 |



106. Approximately what percentage of your clients will be transitioning from pediatric to adult home health services in the next six months?

| | | Response Percent | Response Count |
|-------------------|--|------------------|----------------|
| Less than 5% |  | 91.7% | 11 |
| 5-20% |  | 8.3% | 1 |
| 20-50% | | 0.0% | 0 |
| 50-100% | | 0.0% | 0 |
| answered question | | | 12 |
| skipped question | | | 183 |



107. Do you currently provide services to pediatric clients in the community?

| | | Response Percent | Response Count |
|----------------------------------|---|------------------|----------------|
| Yes |  | 41.7% | 5 |
| No (please skip to question 110) |  | 58.3% | 7 |
| answered question | | | 12 |
| skipped question | | | 183 |



108. Do you provide LTHH for pediatric Medicaid clients in the community?

| | | Response Percent | Response Count |
|-------------------|--|------------------|----------------|
| Yes |  | 10.0% | 1 |
| No |  | 90.0% | 9 |
| answered question | | | 10 |
| skipped question | | | 185 |

















109. Do you provide in-home supportive services (IHSS) for pediatric clients in the community?

| | | Response Percent | Response Count |
|-------------------|--|------------------|----------------|
| Yes |  | 9.1% | 1 |
| No |  | 90.9% | 10 |
| answered question | | | 11 |
| skipped question | | | 184 |





110. What type of care do you believe currently benefits, or would benefit your clients outside of the home?

| | | Response Percent | Response Count |
|-------------------|--|------------------|----------------|
| Skilled care | | 0.0% | 0 |
| Non-medical care |  | 10.0% | 1 |
| Both |  | 90.0% | 9 |
| answered question | | | 10 |
| skipped question | | | 185 |















111. Which skilled care services do you think could be safely and adequately provided outside of the home? Select all that apply.

| | | Response Percent | Response Count |
|---|--|------------------|----------------|
| Ambulation/locomotion (assistance needed to get to a community location once outside of the home) |  | 100.0% | 11 |
| Bathing & showering |  | 36.4% | 4 |
| Bladder care or catheter care |  | 72.7% | 8 |
| Bowel care |  | 54.5% | 6 |
| Prescribed bowel program |  | 45.5% | 5 |
| Dressing or changing clothes |  | 72.7% | 8 |
| Range of motion |  | 81.8% | 9 |
| Feeding (skilled assistance needed) |  | 81.8% | 9 |
| G-tube feedings |  | 72.7% | 8 |
| Hair care/grooming |  | 72.7% | 8 |
| Mouth care or dental hygiene |  | 63.6% | 7 |
| Skin care |  | 54.5% | 6 |
| Transfers and positioning |  | 81.8% | 9 |
| Wound care (simple or complex) |  | 45.5% | 5 |
| Medication administration (including IV or injection medications) |  | 72.7% | 8 |
| None of the above | | 0.0% | 0 |
| Other (please specify) |  | 9.1% | 1 |
| answered question | | | 11 |
| skipped question | | | 184 |



112. Approximately how many of your clients currently use the services you selected in the question above?

| | | Response Percent | Response Count |
|--------------------------|---|------------------|----------------|
| 0-5 |  | 20.0% | 2 |
| 5-20 | | 0.0% | 0 |
| 20-50 |  | 10.0% | 1 |
| 50-100 |  | 30.0% | 3 |
| 100+ |  | 40.0% | 4 |
| answered question | | | 10 |
| skipped question | | | 185 |







113. Which skilled care services do you think could NOT be safely and adequately provided outside of the home?

| | | Response Percent | Response Count |
|---|---|------------------|----------------|
| Ambulation/locomotion (assistance needed to get to a community location once outside of the home) | | 0.0% | 0 |
| Bathing & showering |  | 22.2% | 2 |
| Bladder care or catheter care |  | 22.2% | 2 |
| Bowel care |  | 33.3% | 3 |
| Prescribed bowel program |  | 22.2% | 2 |
| Dressing or changing clothes |  | 11.1% | 1 |
| Range of motion | | 0.0% | 0 |
| Feeding (skilled assistance needed) |  | 11.1% | 1 |
| G-tube feedings |  | 11.1% | 1 |
| Hair care/grooming |  | 11.1% | 1 |
| Mouth care or dental hygiene |  | 11.1% | 1 |
| Skin care |  | 11.1% | 1 |
| Transfers and positioning |  | 11.1% | 1 |
| Wound care (simple or complex) |  | 33.3% | 3 |
| Medication administration (including IV or injection medications) |  | 22.2% | 2 |
| None of the above |  | 44.4% | 4 |
| Other (please specify) | | 0.0% | 0 |
| answered question | | | 9 |
| skipped question | | | 186 |








114. Are there specific places that your agency believes are inappropriate to provide home health services to clients? If yes, which places would be inappropriate?

| | | Response Percent | Response Count |
|--------------------------|--|------------------|----------------|
| No |  | 88.9% | 8 |
| Yes (please explain) |  | 11.1% | 1 |
| answered question | | | 9 |
| skipped question | | | 186 |

115. What times of day would be easiest to provide home health and/or personal care services in the community? Select all that apply.

| | | Response Percent | Response Count |
|--|---|------------------|----------------|
| Mornings (6 a.m. to 11:30 a.m.) |  | 40.0% | 4 |
| Mid-Day (11:30 a.m. to 1:00 p.m.) |  | 50.0% | 5 |
| Afternoon (1:00 p.m. to 4:30 p.m.) |  | 40.0% | 4 |
| Evening (4:30 p.m. to 7:30 p.m.) |  | 20.0% | 2 |
| Night (7:30 p.m. to 10:00 p.m.) |  | 20.0% | 2 |
| Overnight | | 0.0% | 0 |
| All times would be easy to accommodate |  | 40.0% | 4 |
| No times would be easy to accommodate | | 0.0% | 0 |
| answered question | | | 10 |
| skipped question | | | 185 |



116. What times of day would be hardest to provide home health and/or personal care services in the community? Select all that apply.

| | | Response Percent | Response Count |
|--|--|--------------------------|----------------|
| Mornings (6 a.m. to 11:30 a.m.) |  | 10.0% | 1 |
| Mid-Day (11:30 a.m. to 1:00 p.m.) |  | 10.0% | 1 |
| Afternoon (1:00 p.m. to 4:30 p.m.) |  | 10.0% | 1 |
| Evening (4:30 p.m. to 7:30 p.m.) |  | 10.0% | 1 |
| Night (7:30 p.m. to 10:00 p.m.) |  | 30.0% | 3 |
| Overnight |  | 70.0% | 7 |
| All times would be easy to accommodate |  | 30.0% | 3 |
| No times would be easy to accommodate | | 0.0% | 0 |
| | | answered question | 10 |
| | | skipped question | 185 |





117. Out of the following possible concerns, please rate your agency's concerns with providing home health and/or personal care services outside of the home:

| | Not Concerned | Somewhat Concerned | Very Concerned | Rating Count |
|--|------------------|--------------------|------------------|--------------|
| Staff comfort & willingness to provide such services | 60.0% (6) | 40.0% (4) | 0.0% (0) | 10 |
| Liability | 20.0% (2) | 60.0% (6) | 20.0% (2) | 10 |
| Logistics (scheduling) | 10.0% (1) | 60.0% (6) | 30.0% (3) | 10 |
| Increase in client requests | 40.0% (4) | 40.0% (4) | 20.0% (2) | 10 |
| Delegation related issues | 10.0% (1) | 40.0% (4) | 50.0% (5) | 10 |
| Clients being out in community frequently | 80.0% (8) | 20.0% (2) | 0.0% (0) | 10 |
| Difficult to manage | 20.0% (2) | 80.0% (8) | 0.0% (0) | 10 |
| Enforcement of State regulations | 20.0% (2) | 50.0% (5) | 30.0% (3) | 10 |
| answered question | | | | 10 |
| skipped question | | | | 185 |



118. How would being able to get home health and/or personal care services outside of your clients' home change the hours of care your clients would need?

| | | Response Percent | Response Count |
|------------------------------|---|------------------|----------------|
| Decrease the number of hours | | 0.0% | 0 |
| Increase the number of hours |  | 40.0% | 4 |
| Stay the same |  | 60.0% | 6 |
| answered question | | | 10 |
| skipped question | | | 185 |


119. If available today, approximately what percentage of your clients do you believe would request that home health and/or personal care services be provided outside of the home?

| | | Response Percent | Response Count |
|--------------|---|--------------------------|----------------|
| Less than 5% |  | 30.0% | 3 |
| 5-20% |  | 40.0% | 4 |
| 20-50% |  | 10.0% | 1 |
| 50-100% |  | 20.0% | 2 |
| | | answered question | 10 |
| | | skipped question | 185 |





120. Do you believe that your agency's total costs would increase if it were to provide home health and/or personal care services outside the home for its existing consumer population?

| | | Response Percent | Response Count |
|----------------------|---|--------------------------|----------------|
| No |  | 40.0% | 4 |
| Yes (please explain) |  | 60.0% | 6 |
| | | answered question | 10 |
| | | skipped question | 185 |

121. Does your agency currently have the capacity to provide home health and/or personal care services outside of the home?

| | | Response Percent | Response Count |
|---------------------------|---|------------------|----------------|
| Yes | | 27.3% | 3 |
| We do not yet know | | 54.5% | 6 |
| No (please explain) |  | 18.2% | 2 |
| answered question | | | 11 |
| skipped question | | | 184 |

122. If your agency is given the option of providing home health and/or personal care services outside of the home, do you think it will:

| | | Response Percent | Response Count |
|---|---|------------------|----------------|
| Offer these services to all clients regardless of individual client situations |  | 30.0% | 3 |
| Offer these services within situational boundaries (e.g., have policies for offering this service to certain clients who meet some established criteria) |  | 40.0% | 4 |
| Not offer these services to any clients |  | 10.0% | 1 |
| Other (please explain) |  | 20.0% | 2 |
| answered question | | | 10 |
| skipped question | | | 185 |

123. What other factors, issues or concerns would you like the Department of Health Care Policy & Financing (HCPF) to consider when implementing home health and personal care services outside of the home? If you have a comment regarding a specific question above, please be sure to cite the question number in your response.

| | Response Count |
|--------------------------|---------------------------|
| | 55 |
| answered question | 55 |
| skipped question | 140 |

Page 3, Q12. Which skilled care services do you think could be safely and adequately provided outside of the home? Select all that apply.

| | | |
|---|--|-----------------------|
| 1 | Some of these services would need to be provided in a home setting such as hotel, family home, etc... | Jun 24, 2013 1:02 PM |
| 2 | Ventilator monitoring and care | Jun 24, 2013 12:41 PM |
| 3 | our patients are for the most part restricted to the home, if they are not homebound in general they go to outpatient therapy and doctor's visits. We do not have them if they are not home bound. | May 7, 2013 7:51 AM |

Page 3, Q14. Which skilled care services do you think could NOT be safely and adequately provided outside of the home?

| | | |
|---|--|----------------------|
| 1 | They could "safely" be provided but would be inappropriate | Jun 24, 2013 1:33 PM |
| 2 | Depending on where the tasks are completed, some tasks may not be safe to perform with out the proper equipment. | Jun 24, 2013 1:02 PM |

Page 3, Q15. Are there specific places that your agency believes are inappropriate to provide home health services to clients? If yes, which places would be inappropriate?

| | | |
|----|---|-----------------------|
| 1 | afterschool or day program baby sitter or family sitter, extended family residence that is not overnight, community activity, school (school district is already collecting medicaid dollars for unlicensed aide support with delegated tasks) | Jun 26, 2013 5:02 PM |
| 2 | Our services are provided in a rural area with little outside resources. I should verify that in a controlled environment outside of the home, I feel that it should be okay to do most of these tasks. I'm not quite sure how I feel though in a public place without some type of environmental control | Jun 25, 2013 3:47 PM |
| 3 | School work activities adult day care | Jun 25, 2013 8:28 AM |
| 4 | Far distances from the home make this model very difficult to support for an organization and refusals to care will occur once this is revealed, limiting access even more. | Jun 24, 2013 8:04 PM |
| 5 | Work or regular place may be ok. At any place they may be and have it change everyday is not ok. Too hard to chase folks around. Can impact others client's schedules. | Jun 24, 2013 4:41 PM |
| 6 | If there are private areas for services it would be perfectly acceptable to provide many services but it is respectful to apply that to each individual and not to a whole program. These individuals may not be able to speak for themselves so we must advocate for them. | Jun 24, 2013 1:33 PM |
| 7 | In the care while traveling. Certain settings may require specialized equipment. | Jun 24, 2013 1:02 PM |
| 8 | we have reservations on cares provided outside of the service area for the agency | Jun 24, 2013 12:14 PM |
| 9 | We service pediatric clients only, with only a rare adult. For smaller clients, we prefer to keep high risk kids away from crowds due to risk of infection. Non-skilled services could be safely provided to our few adult clients away from home but we would consider getting an MD order depending on the situation (where, when, how long away from home etc) | Jun 24, 2013 12:13 PM |
| 10 | Some public areas where personal care would be obtrusive to client | May 23, 2013 4:07 PM |
| 11 | On camping trips deep into the back country. | May 21, 2013 9:50 AM |
| 12 | We believe that skilled home health (non-personal care) should be provided in the home without exception. | May 10, 2013 11:01 AM |
| 13 | Areas that may provide more risk of infection and have a lack of privacy would not be appropriate | May 7, 2013 1:18 PM |
| 14 | home health services are provided in the home | May 7, 2013 7:51 AM |
| 15 | Family members home | May 6, 2013 3:46 PM |

Page 4, Q26. What personal care services are typically provided to clients in the community? Select all that apply.

- | | | |
|---|--|----------------------|
| 1 | Doctor appointment, recreation, transportation, transferring | May 23, 2013 4:14 PM |
| 2 | Budgeting | May 8, 2013 2:17 PM |

Page 4, Q27. Are there specific places that your agency believes are inappropriate to provide personal care services to clients? If yes, which places would be inappropriate?

- | | | |
|---|-------------------------|---------------------|
| 1 | Hospital, Nursing Home, | May 7, 2013 6:22 PM |
|---|-------------------------|---------------------|

Page 5, Q40. Which skilled care services do you think could be safely and adequately provided outside of the home? Select all that apply.

- | | | |
|---|--|----------------------|
| 1 | Activities of Daily Living i.e. housecleaning, cooking, etc. | May 16, 2013 9:24 AM |
|---|--|----------------------|

Page 5, Q42. Which skilled care services do you think could NOT be safely and adequately provided outside of the home?

- | | | |
|---|---|----------------------|
| 1 | Comment - several of the above skilled services are not within the CNA's scope. | May 23, 2013 4:34 PM |
|---|---|----------------------|

Page 5, Q43. Are there specific places that your agency believes are inappropriate to provide home health services to clients? If yes, which places would be inappropriate?

| | | |
|----|--|-----------------------|
| 1 | Providing home care services outside the home is certainly feasible, but then is no longer 'home care' but is community health care. Who would be responsible for procuring the supplies and clean up of medical waste? Where is the open going to be performed and how do we as the agency ascertain the safety of the care environment for the patient and employee? Many questions and problems that need resolved before we start this path. | Jun 26, 2013 5:06 PM |
| 2 | There are places a consumer may want to go, that are not aligned with an employees values and that make an employee uncomfortable. Examples include strip clubs, bars. A solution needs to be devised to allow the consumer to be able to make this choice, but not put a given employee in an uncomfortable situation. | Jun 25, 2013 2:16 PM |
| 3 | someone living on the streets | Jun 25, 2013 1:32 PM |
| 4 | Privacy and appropriate equip and space is always a concern | Jun 25, 2013 10:57 AM |
| 5 | work | Jun 24, 2013 3:12 PM |
| 6 | In remote places where 911 is not accessible for true emergencies, remote areas out of home care agency service area. | Jun 24, 2013 1:32 PM |
| 7 | I believe that should be left to the discretion of the client and also dignity needs to be a facet in that decision. | Jun 24, 2013 12:32 PM |
| 8 | Public places without privacy or facilities. Any other place without privacy and safe facilities. This type of care is possible BUT often not affordable or appropriate perhaps? Proceed with caution is my advice. | May 24, 2013 3:34 PM |
| 9 | The consumer should have the right to go anywhere/any place she/he desires, however, there may be some issues regarding staffing. For example if a consumer wishes to go to a sleazy bar in a sleazy part of town after midnight, it might be difficult to find a CNA or Attendant willing to accommodate him/her. For the most part, 99% of community should work out | May 23, 2013 4:34 PM |
| 10 | In view of the public | May 16, 2013 9:24 AM |

Page 5, Q48. What type of personal care is typically provided to clients in the community? Select all that apply.

| | | |
|---|--|-----------------------|
| 1 | Unsure what was meant by Communication with Client in regard to Personal Care, there is always communication with all clients. | Jun 25, 2013 10:57 AM |
| 2 | cutting up food | May 8, 2013 8:02 PM |
| 3 | accompany to medical appts | May 7, 2013 9:34 AM |

Page 5, Q49. Are there specific places that your agency believes are inappropriate to provide personal care services to clients? If yes, which places would be inappropriate?

| | | |
|---|---|-----------------------|
| 1 | Public places that do not provide private and safe access for the client and caregiver are not options for care. | Jun 26, 2013 5:06 PM |
| 2 | for someone living on the streets | Jun 25, 2013 1:32 PM |
| 3 | Privacy and appropriate equip and space is always a concern | Jun 25, 2013 10:57 AM |
| 4 | a bar, gambling establishments | Jun 24, 2013 4:51 PM |
| 5 | Assited Living Faciity | Jun 24, 2013 1:32 PM |
| 6 | Again left to the discretion of client | Jun 24, 2013 12:32 PM |
| 7 | There are not companies that could provide privacy for ADLs. | May 29, 2013 10:53 AM |
| 8 | Where privacy is not available; where the environment is not safe or appropriate due to unhealthy or illegal type behavior. | May 24, 2013 3:34 PM |
| 9 | In view of the public if they are private services. | May 16, 2013 9:24 AM |

Page 6, Q55. Do you believe that your agency's total costs would increase if it were to provide home health and/or personal care services outside the home for its existing consumer population?

| | | |
|----|--|-----------------------|
| 1 | Possibly additional insurance considerations | Jun 27, 2013 5:32 PM |
| 2 | This would likely increase number of locations where care is provided to a client and hence costs. | Jun 27, 2013 12:15 PM |
| 3 | No, the cost would be transferred to the client. | Jun 26, 2013 10:02 AM |
| 4 | Workers compensation costs will increase, because there is more potential for injury in varied service locations. Mileage costs would increase. Administrative costs would increase to manage the logistics of multiple potential locations. Compliance costs would increase to audit services to make sure they are being performed when and where they are scheduled to be delivered. IT costs will increase due to system modifications to manage the logistics. GPS locators on employees phones maybe necessary technology to make sure services are delivered in a compliant fashion. Back-up costs will increase due to the challenges of getting staff to many varied locations. | Jun 25, 2013 2:24 PM |
| 5 | It would add extra mileage and transportation cost to and from the client's residence for staff as well as the time it takes to travel to each community location. Also increased training need around privacy, HIPAA and so forth. | Jun 25, 2013 11:00 AM |
| 6 | Mileage/Travel Time | Jun 25, 2013 9:01 AM |
| 7 | Liability insurance, staff training, etc | Jun 25, 2013 8:31 AM |
| 8 | I would be concerned about increased insurance costs and consumers asking for services not covered. | Jun 24, 2013 9:18 PM |
| 9 | Scheduling resources, increases in hours of work as well as mileage expenses increasing | Jun 24, 2013 8:09 PM |
| 10 | transportation | Jun 24, 2013 7:46 PM |
| 11 | additional travel time, inability to find clients | Jun 24, 2013 4:53 PM |
| 12 | Drive time and time to find clients if change from place to place. If always at set place, work, daycare-would be able to schedule as we do now. | Jun 24, 2013 4:44 PM |
| 13 | Possibly longer drive times | Jun 24, 2013 3:19 PM |
| 14 | travel, unable to provide care at location, increase flexibility of staffing, flexible time of visits, wait time once to location of care | Jun 24, 2013 1:38 PM |
| 15 | The care givers would demand travel cost to be covered by agency (time, fuel, parking,++) | Jun 24, 2013 12:33 PM |
| 16 | Possibly if there were increased requests to provide evening/night or overnight requests. Most peds clients are not 'homebound' but risk of infection keeps many in limited contact w/community. | Jun 24, 2013 12:17 PM |
| 17 | increase in demand would increase related costs | Jun 24, 2013 12:16 PM |
| 18 | scheduling and supervising at multiple locations. Managing the regulatory | May 24, 2013 3:40 PM |

Page 6, Q55. Do you believe that your agency's total costs would increase if it were to provide home health and/or personal care services outside the home for its existing consumer population?

| | | |
|----|---|-----------------------|
| | compliance in general would be more difficult and coverage for all visits. Limited staff resources to cover visits. | |
| 19 | If staff must travel further to meet the client in the community, travel costs would go up. | May 21, 2013 9:52 AM |
| 20 | Mileage costs | May 16, 2013 9:49 AM |
| 21 | It adds a variability that increases transportation and travel as well as potential activity cost. | May 14, 2013 8:44 AM |
| 22 | We would incur significant costs in terms of added staff for services outside of the home, pay for mileage, etc. | May 10, 2013 11:04 AM |
| 23 | additional travel time | May 8, 2013 9:03 PM |
| 24 | Mileage | May 8, 2013 4:23 PM |
| 25 | Liscencing fees, | May 8, 2013 2:20 PM |
| 26 | I think we would see increased use. | May 7, 2013 1:20 PM |
| 27 | It is likely that some care would still be done at home; some care done in the community...double visits, mileage reimbursement, etc. | May 7, 2013 11:26 AM |
| 28 | We are a rural care provider and it could potentially increase the miles covered by staff and make it more difficult to schedule the increased care potential with the current staff we have. | May 6, 2013 5:33 PM |

Page 6, Q56. Does your agency currently have the capacity to provide home health and/or personal care services outside of the home?

| | | |
|---|--|-----------------------|
| 1 | Would need to add staff with increase in visit needs going up | Jun 24, 2013 8:09 PM |
| 2 | not able to provide services outside of the home | Jun 24, 2013 4:20 PM |
| 3 | There are many aspects that need to be studied prior to an ability - staff also needs to be willing and may require hiring with new (additional) - competency reviews and supervision would be more complicated. | Jun 24, 2013 1:38 PM |
| 4 | We could manage well for a few with only occasional visits required but for any type of daily and flexible scheduling it would not happen with current staff and resources. Would staff up if regs and payments allowed. | May 24, 2013 3:40 PM |
| 5 | We provide all care in the home | May 10, 2013 11:04 AM |

Page 6, Q57. If your agency is given the option of providing home health and/or personal care services outside of the home, do you think it will:

| | | |
|---|--|----------------------|
| 1 | Not sure how we would respond to this. | Jun 26, 2013 5:18 PM |
| 2 | Undecided at this time. Without further information and standards it will be difficult to determine what would be in our agency's best interest | Jun 25, 2013 3:50 PM |
| 3 | We will need clear policies, hopefully partially developed in collaboration with the state, about what is and what is not allowed. While I do believe there are some clients where it maybe difficult to provide service in the community due to their acuity level, I don't think we ever want a policy that traps some people in their home, while others can go out. I think we need to consider other criteria (i.e. these services can be provided in the home, restaurant etc....but cannot be provided at other locations.). I also wonder about how we handle the client who wants to fly to another state for a vacation. | Jun 25, 2013 2:24 PM |
| 4 | I would need more clarification to make a decision | Jun 24, 2013 9:18 PM |
| 5 | All clients; however, it would be great to be able to explore some group options if appropriate for the specific services. | May 16, 2013 9:26 AM |
| 6 | Unknown at this time | May 6, 2013 4:25 PM |

Page 7, Q61. Which skilled and/or personal care services do you currently receive in your home that you would like to receive outside your home? Select all that apply.

| | | |
|----|---|----------------------|
| 1 | Assistive Communication Device and all computer Technology assistance | May 11, 2013 3:03 PM |
| 2 | Assistance at warm water therapy pool | May 7, 2013 4:03 PM |
| 3 | assistance with sexual activities, respiratory care (I usually need to breath outside of my home) | May 6, 2013 10:37 PM |
| 4 | When traveling I would also require everything in #6 | May 6, 2013 9:16 PM |
| 5 | Client cannot leave house WITHOUT a skilled caregiver due to complex personal health and safety. | May 6, 2013 6:16 PM |
| 6 | Nail care and hygiene related care | May 6, 2013 5:58 PM |
| 7 | exercise | May 6, 2013 5:57 PM |
| 8 | basic house cleaning. | May 6, 2013 5:33 PM |
| 9 | physical assistance at my job, with my switches, augmentative communication equipment | May 6, 2013 5:14 PM |
| 10 | errands when hot outside | May 6, 2013 4:28 PM |

Page 7, Q62. Which skilled and/or personal care services do you currently receive in your home that you would NOT want to receive outside of your home? Select all that apply.

| | | |
|---|---|---------------------|
| 1 | shower happens after swimming at rec center | May 6, 2013 6:16 PM |
| 2 | exercisr | May 6, 2013 5:57 PM |
| 3 | items that do not apply to my disability | May 6, 2013 5:14 PM |

Page 7, Q64. If the person is paid, who pays them?

| | | |
|----|---|----------------------|
| 1 | Answer is two-fold: I do, out-of-pocket; and SLS for Day program services | May 14, 2013 7:02 PM |
| 2 | CDASS | May 13, 2013 9:54 PM |
| 3 | Medicaid - SLS-HCBS! | May 11, 2013 3:03 PM |
| 4 | Social services | May 8, 2013 8:25 AM |
| 5 | CDASS | May 7, 2013 4:50 PM |
| 6 | MEDICARE/MEDICAID | May 7, 2013 1:17 PM |
| 7 | CDASS | May 7, 2013 12:22 PM |
| 8 | PDN or respite through CES Waiver | May 7, 2013 11:55 AM |
| 9 | cdass | May 7, 2013 10:57 AM |
| 10 | CDASS | May 6, 2013 9:16 PM |
| 11 | Medicaid EPSDT, ends This Aug 12 on 21st birthday. | May 6, 2013 6:16 PM |
| 12 | CDASS Program | May 6, 2013 6:10 PM |
| 13 | appts | May 6, 2013 5:58 PM |
| 14 | CDASS | May 6, 2013 4:59 PM |
| 15 | CDASS | May 6, 2013 4:28 PM |

Page 7, Q69. If home health services were available outside of the home, where would you seek this care? Select all that apply.

| | | |
|----|--|----------------------|
| 1 | walk in the park, activity/support groups | Jun 25, 2013 5:54 PM |
| 2 | Shopping, medical appointments | Jun 24, 2013 5:13 PM |
| 3 | also at Day Programs, or possibly during vacations | May 14, 2013 7:02 PM |
| 4 | community access areas | May 14, 2013 9:01 AM |
| 5 | Everywhere I go | May 14, 2013 8:36 AM |
| 6 | Volunteer Internships | May 11, 2013 3:03 PM |
| 7 | Winter Park for therapeutic recreation | May 7, 2013 12:23 PM |
| 8 | community connections, some travel for speaking and Commission work | May 7, 2013 12:22 PM |
| 9 | Appointments (medical/government) | May 7, 2013 10:57 AM |
| 10 | stores, theater, my children's events, vacation, parks, hiking, community events, where ever I need/want to be | May 6, 2013 10:37 PM |
| 11 | Professional care facility. | May 6, 2013 8:02 PM |
| 12 | community outings | May 6, 2013 7:38 PM |
| 13 | being out in the community, vacations | May 6, 2013 6:45 PM |
| 14 | Everywhere we go! | May 6, 2013 6:16 PM |
| 15 | Government Buildings between meetings | May 6, 2013 6:10 PM |
| 16 | shoping | May 6, 2013 5:57 PM |
| 17 | during commute, at community activities like church, political meetings, self-advocacy meetings, concerts, movie theater, shopping, running errands like grocery shopping, haircuts, alternate therapy appointments like massage, and whatever neurotypical folks do | May 6, 2013 5:14 PM |
| 18 | Community settings | May 6, 2013 4:59 PM |
| 19 | general community locations | May 6, 2013 4:50 PM |
| 20 | when traveling | May 6, 2013 4:28 PM |

Page 8, Q71. Please identify the agency you represent (optional).

| | | |
|---|--------------------|---------------------|
| 1 | Interim HealthCare | Jun 6, 2013 1:48 PM |
|---|--------------------|---------------------|

Page 8, Q88. Are there specific places that your agency believes are inappropriate to provide home health services to clients? If yes, which places would be inappropriate?

| | | |
|---|--|-----------------------|
| 1 | work/school | Jun 24, 2013 3:17 PM |
| 2 | Public areas ie bingo halls | Jun 24, 2013 2:04 PM |
| 3 | Homeless area | May 30, 2013 2:20 PM |
| 4 | school as this should be school district | May 29, 2013 3:06 PM |
| 5 | I think we feel it to be fine, but there may be other systems that would have difficulty with this...for example...I'm not sure a jail would appreciate this? However perhaps this may make taking/keeping such in jail easier for them. | May 29, 2013 2:34 PM |
| 6 | Anything public for confidentiality's sake. I do not understand the bent of this question. Of course people want to be served in their homes. | May 29, 2013 12:26 PM |
| 7 | anyplace that is not safe or does not have the proper facilities and privacy with cooperative and kind people around. | May 24, 2013 3:30 PM |

Page 8, Q94. Do you believe that your agency's total costs would increase if it were to provide home health and/or personal care services outside the home for its existing consumer population?

| | | |
|---|--|----------------------|
| 1 | Oversight, changes in scheduling | Jun 24, 2013 2:04 PM |
| 2 | milage | May 30, 2013 2:20 PM |
| 3 | MOre overhead to schedule esp. if multiple sites and coordination with outside facilities or other sites. Increased challenges with safety and supervision and management of care. | May 24, 2013 3:30 PM |
| 4 | It would increase slightly until we improve our delivery system. | May 23, 2013 4:44 PM |

Page 8, Q95. Does your agency currently have the capacity to provide home health and/or personal care services outside of the home?

| | | |
|---|--|-----------------------|
| 1 | we dont provide this service | May 29, 2013 2:34 PM |
| 2 | N/A to a case management agency. All of our visits are in the field or TC. | May 29, 2013 12:26 PM |
| 3 | We will make it work, but will start off slowly. | May 23, 2013 4:44 PM |

Page 8, Q96. If your agency is given the option of providing home health services and/or personal care services outside of the home, do you think it will:

| | | |
|---|--|-----------------------|
| 1 | N/A | May 29, 2013 12:26 PM |
| 2 | We will try our best to accommodate each request, but may need to negotiate times. | May 23, 2013 4:44 PM |

Page 9, Q97. Please identify the agency you represent (optional).

| | | |
|---|---------------------------------------|----------------------|
| 1 | Mesa Developmental Services (MDS) CCB | May 29, 2013 2:29 PM |
|---|---------------------------------------|----------------------|

Page 9, Q111. Which skilled care services do you think could be safely and adequately provided outside of the home? Select all that apply.

| | | |
|---|--------------------------------------|----------------------|
| 1 | Oral medication administration, only | May 9, 2013 11:48 AM |
|---|--------------------------------------|----------------------|

Page 9, Q114. Are there specific places that your agency believes are inappropriate to provide home health services to clients? If yes, which places would be inappropriate?

| | | |
|---|------------------------|----------------------|
| 1 | Vocational Programming | May 29, 2013 2:29 PM |
|---|------------------------|----------------------|

Page 9, Q120. Do you believe that your agency's total costs would increase if it were to provide home health and/or personal care services outside the home for its existing consumer population?

| | | |
|---|--|----------------------|
| 1 | Yes, as more staff would be needed to fulfill the need. | Jun 17, 2013 4:10 PM |
| 2 | Payroll and associated taxes | Jun 6, 2013 1:54 PM |
| 3 | Currently the home health providers are mostly family members and are in a different range of pay than employed SLA's. Cost would rise. | Jun 3, 2013 2:36 PM |
| 4 | More man hours for RN as one nurse could not handle bi county by self. | May 21, 2013 1:10 PM |
| 5 | Although we do not provide this direct service, the oversight would increase for our agency which results in additional staff resources. | May 9, 2013 3:26 PM |
| 6 | More time would be involved. | May 8, 2013 1:47 PM |

Page 9, Q121. Does your agency currently have the capacity to provide home health and/or personal care services outside of the home?

- | | | |
|---|---|----------------------|
| 1 | We are a CCB not a provider. | May 29, 2013 2:29 PM |
| 2 | We contract with DDD Provider Agencies to provide personal care services both inside and outside of the home. | May 9, 2013 11:48 AM |

Page 9, Q122. If your agency is given the option of providing home health and/or personal care services outside of the home, do you think it will:

- | | | |
|---|--|----------------------|
| 1 | As a CCB we would not provide services other then Targeted Case Management. | May 29, 2013 2:29 PM |
| 2 | As the case management agency, we contract with DDD provider agencies to provide personal care services to all clients regardless of individual client situations. | May 9, 2013 11:48 AM |

Page 10, Q123. What other factors, issues or concerns would you like the Department of Health Care Policy & Financing (HCPF) to consider when implementing home health and personal care services outside of the home? If you have a comment regarding a specific question above, please be sure to cite the question nu...

| | | |
|---|--|----------------------|
| 1 | EPSDT has allowed for alternate Home Health supports for LTHH pediatrics. I am not aware of any problems with quality, liability or cost with that program. Adults with long term needs will likely have some routines around where and with whom their supports are in the community. We were happy to provide supports in community when coordinated via EPSDT in the past. Families felt it gave them the flexibility in using natural supports when they needed it. | Jun 26, 2013 5:09 PM |
| 2 | It takes some time for our clients to feel comfortable and safe around our PCW's, especially since the client is alone in their home with the PCW. Because they eventually establish a bond and rapport with one another, would they be permitted to provide both inside and outside services? | Jun 25, 2013 5:55 PM |
| 3 | Our agency believes that providing services in the community is a great step forward. I think it will open doors to employment, community engagement, etc. that is not currently possible. We applaud HCPF for looking into this. When it comes to financial impact, I would encourage HCPF to look at the entire picture, including the economic impact of people being able to get services in the workplace, and what that could do to a dismally low employment rate for people with disabilities. I do think services in the community could be more costly to providers, and I think to make it work HCPF is going to have to consider increased funding for the services. But there is the possibility that it will open employment doors that could reduce dependence on existing entitlement programs. I know at our agency we have employed some people in our offices who receive services, and the only way we could make it work was by having agency staff volunteer to provide certain services during the workday because the employee could not get services in the workplace. Those employees have made significant and amazing contributions to our workplace. There are a lot of workplaces that a person with a disability would not even consider because they don't have a ready pool of CNAs to voluntarily provided services in the office. We know also, that while we wish clients/consumers had the right to go anywhere they would like, that we are probably going to have to start with some limitations on service location/time to work out kinks among consumers, providers, and regulators. I would encourage HCPF to consider a sunset review of those limitations after some period of trial so that client freedom can continue to expand as everyone gets better at managing services in the community. I assuming a similar survey will be sent to clients currently receiving services, and believe that is a key piece of the information puzzle. For young to middle aged adults with disabilities my overall estimate is that 20% of visits will be requested outside of a primary residence. For children with CNAs who are relatives, I am guessing that 20-30% of visits could be delivered outside the home. Again, we are excited about where this is headed and look forward to working with the department to make this happen. | Jun 25, 2013 2:41 PM |
| 4 | Increasing the rate reimbursement for the additional coordination this will require as well as training to staff to work in community settings. Totally different and comes with own issues needing to be considered | Jun 24, 2013 8:10 PM |
| 5 | # 1 is cost to the program # 2 logistics of finding clients out in the community # 3 added need for communication with clients about location in addition to day and time of visit # 4 what limits will be set | Jun 24, 2013 4:55 PM |

Page 10, Q123. What other factors, issues or concerns would you like the Department of Health Care Policy & Financing (HCPF) to consider when implementing home health and personal care services outside of the home? If you have a comment regarding a specific question above, please be sure to cite the question nu...

| | | |
|----|---|-----------------------|
| 6 | Specific guidelines of who would qualify. Needs to have some type of structure. Would be very hard to track down clients that need insulin at the Chili festival for instance. | Jun 24, 2013 4:46 PM |
| 7 | Safety assessment is completed by RN for skilled care and by HCBS Supervisor for HCBS care. Our agency would be concerned about changes in locations which have not been evaluated for safety issues for client and safety issues for our staff prior to employee making the visit. Concerned with overhead time and mileage for our visiting staff. | Jun 24, 2013 2:07 PM |
| 8 | n/a | Jun 24, 2013 1:43 PM |
| 9 | 1. HIPAA 2. Rights and Responsibilities 3. Risks - safety and infection control 4. Location of service - privacy again 5. Flexibility needed for staffing 6. Delivery of care may require a different plan of care - supervision and competency specific to location of services. 7. Emergency response and access to advanced directives or care planning | Jun 24, 2013 1:41 PM |
| 10 | The regulation and monitoring of services will be difficult to verify. We must put a consistent model in place that all parties have to adhere too. Families will need to travel on occasions and often with the patient, some situation will allow for care to be provided with family members. The key would be having the ability to ensure all care is provided timely and accurately. This pertains more so to the parents cases. Most other workers are not willing to provide care outside of the home for their patients as they feel uncomfortable doing so. | Jun 24, 2013 1:07 PM |
| 11 | OSHA, we are currently under a OSHA investigation due to the conditions in a clients group home. OSHA is requiring us as a home health agency to be responsible for work place safety regulations in a clients home. They are now requiring us to enforce a "NO LIFT" policy just like skilled nursing facilities have. How would we be able to comply with OSHA enforcement in the community? Over the years we have had problems with non-Medicaid clients (infusion) changing their service location and not communicating with the agency. One day their at home in Castle Rock and the next day their in Arvada during rush hour. The care givers work on a schedule and only have so much time between clients. One client constantly moving can cause a major impact on the service provided to other clients. It never works... | Jun 24, 2013 12:42 PM |
| 12 | Please allow these ill and/or handicapped the right to leave their home with services. The illness/handicap was not cured when they opened the door and went outside of their place of residence. | Jun 24, 2013 12:21 PM |
| 13 | Confidentiality, providing care outside the home may not have a private location to be able to provide care appropriately. | Jun 24, 2013 12:13 PM |
| 14 | Our county is in need of ADC, this is where the services I noted could be offered. | Jun 5, 2013 10:29 AM |
| 15 | Supported Living Services and the Children's Extensive Services Waiver do not meld easily with the home health service definitions. We provide many services outside the home for these clients that are in addition to personal services. The definitions between Home Health and Developmental Disabilities do not match. | Jun 3, 2013 2:41 PM |

Page 10, Q123. What other factors, issues or concerns would you like the Department of Health Care Policy & Financing (HCPF) to consider when implementing home health and personal care services outside of the home? If you have a comment regarding a specific question above, please be sure to cite the question nu...

| | | |
|----|--|-----------------------|
| | The additional burdens of the expense and administration of the Home Health license are hefty with no way of being reimbursed for the costs. As a medium sized CCB, the cost greatly affects an already overtaxed budget and increases non-reimbursable administration costs to the agency. | |
| 16 | Direction is provided to skip to question 110 if not providing pediatric services. However, this is the last question. | Jun 3, 2013 10:48 AM |
| 17 | The requirements related to the Class B home health license are burdensome and not necessarily relevant to a provider of HCBS DD services. | May 29, 2013 3:37 PM |
| 18 | Are you talking about personal care being provided in a person's place of employment??? Sorry, I feel like you cannot maintain privacy and dignity if that is the case. All bathrooms in workplaces are communal. if I missed the intent of the question...sorry. | May 29, 2013 12:27 PM |
| 19 | The cost and liability are main challenges. The program would would no doubt allow more care and services and better quality of life for a limited number of people who might qualify and in doing this it would be my guess we would have to deny services to others so it would be a tough poicy and implementation challenge. If we had unlimited resources at the state and with our agencies I would say we must do this! This is not the case as I understand it. | May 24, 2013 3:42 PM |
| 20 | Allowing clients to have the flexibility to receive care outside will encourage them to leave their home and participate in their community without have to worried about having to be home at a certain time. | May 23, 2013 4:22 PM |
| 21 | As the only RN for our agency and geographically being separated, I am concerned about delegation of skills and the need to hire adequate competent help to handle the increased workload and needs of our clients and families. It is particularly concerning related to the delegatory clause in the RN license as this is new territory for RN's. | May 21, 2013 1:14 PM |
| 22 | I would like to see clear guidelines for provider agencies. Writing policy with too much gray area will only create confusion and abuse of the new rules. This is a desperately needed service and will assist many clients, but without clear rules it will not be applied consistently by agencies across the state. | May 21, 2013 9:55 AM |
| 23 | Question #6 was answered based on the number of individuals who are enrolled in waiver services. It does not include individuals that are on the waiting list. | May 16, 2013 1:42 PM |
| 24 | When offering non-private personal care services inside the home, we are limited to ensuring these are one on one situations; the issue here is that financially it is difficult to manage and many agencies have stopped providing these services (and/or SLS/CES as a whole). If we were able to offer group home health and personal care services outside of the home (i.e. hygiene, grooming, money managment, grocery shopping, cleaning, etc.), then it would help people connect with their community, establish/maintain friendships, and also ensure a more fiscally sustainable model for the agencies. I believe this would also allow for greater choice in providers for clients because agencies would be able to maintain these services on a financial level. | May 16, 2013 9:29 AM |

Page 10, Q123. What other factors, issues or concerns would you like the Department of Health Care Policy & Financing (HCPF) to consider when implementing home health and personal care services outside of the home? If you have a comment regarding a specific question above, please be sure to cite the question nu...

| | | |
|----|--|----------------------|
| 25 | I think we need to give credit to family members that receive a below wage to care for their sibling or family member, Natural supports is what we ask for but quit cutting the funding to families , maybe you need to stop paying the CCB's and their top paid directors all that money and give it to families. | May 16, 2013 8:04 AM |
| 26 | Out of home services can occur anywhere and at any time - just like these activities occur anytime and anywhere for the "typical" population. People (whether they have disabilities or not) spend time at work, in educational settings, at day programs, at a friend's house, at a provider's house, in the hospital, travelling by car/train/plane/boat, visiting recreational or theatrical or sports venues, going to church, running errands, etc. So, these services should be available wherever people go. | May 14, 2013 7:05 PM |
| 27 | People with disabilities are people first. We want to be able to contribute to and participate in life. If we are physically able to leave our homes, we need to be able to access support for such things as ADLs. Why is this so hard for people to understand? | May 13, 2013 9:57 PM |
| 28 | As my daughter gets more and more sedentary, it would be nice for someone to walk her, and get in a pool with her to allow more movement therapy | May 13, 2013 9:43 PM |
| 29 | One thought is for HCPF to connect with the Colorado Department of Education and their TRANSITION Program under the Individuals with Disabilities Educational Act (IDEA). Transition Programs are for post secondary students, following High School, from ages 18-21. They have incredible expertise in providing supports and services for a wide cross section of students, with varying abilities and disabilities. Students under 18 on the HCBS Children's Waiver, or Children's Extensive Support Waiver have a Health Care Action Plan as they graduate from High School. At age 18, just as they are aging out of Children's services, they graduate either to EBD, SLS, or onto Wait Lists for adult services. Transition Programs lay the groundwork of expectations for students in their adult lives. Yet at age 21, just as the bus stops coming and students are discharged from the educational system, Medicaid EPSDT also ends, eliminating any accommodations that have been in place for children. *Lucinda Hundley* is an educational expert, formally the Assistant Superintendent and Director of Student Services for Littleton Public Schools. She is uniquely qualified to provide strategic insight as Medicaid looks at community inclusion through medically necessary services being offered in community settings. She actively worked on the School Finance Act during the 2013 Session. (I do not have her email address, but can get it. She is also on the Board of Directors of the Arc Thrift Stores.) Thanks, Kelly Stahlman kstahlman@msn.com 303-946-6124 Cell | May 11, 2013 3:21 PM |
| 30 | Monitoring of Home Health Agencies Monitoring of HHS and HCBS services to ensure no duplication or overlap of services Clarity of language and payer of last resort between skilled care and non-skilled care and Personal Care in LTHH vs HCBS services Clarity of the personal care definition - currently HCBS, HCPF and CDHPE all have slightly different definitions that causes concern in implementation Clarity of responsibility when it comes to those people in HCBS wavier. Some people are at a higher rate of pay now due to needs (higher SIS levels) and the impact this may have as people couple potentiial be paid at the higher plus the LTHH rates. Consistency of rate between HHAs and HCBS | May 9, 2013 3:38 PM |

Page 10, Q123. What other factors, issues or concerns would you like the Department of Health Care Policy & Financing (HCPF) to consider when implementing home health and personal care services outside of the home? If you have a comment regarding a specific question above, please be sure to cite the question nu...

| | | |
|----|---|----------------------|
| | Waivers Consideration of no incidentals being provided in the community as a possibility Definitions around supervision and CNAs not being allowed to supervise people will be problematic in identifying providers | |
| 31 | increased cost to the program difficulty regulating difficulty for the providers caught between consumer demands and state regulations | May 8, 2013 9:07 PM |
| 32 | With my son's needs, I cannot work outside the home. If it were not for the parent CNA program, we would be in dire straights. However, with the program, my son cannot do outside programs unless I give up my hours, i.e., if he wants an after school program, or we want to go out to eat, I have to cancel a visit. (He receives 3, 2 hour visits per day - one before school and 2 after school.) To have him attend a rec center class, he would have to have an aide. I cannot afford an aide out of pocket. Thus, I would have to cancel my visit for the day (losing pay), pay for the class and attend the class as his aide. This is a double financial whammy and does not provide for any respite for me and/or independence / age appropriate support for him. If we could do services outside the home, it would reduce some of the strain. In addition, one thing that I have missed is get together with other families, where the children go play and the adults chat. With respite at home only, we either have to always host and/or not be paid for this visit time. This is a normal function of society that we cannot access without financial penalties and/or hardship. | May 8, 2013 3:05 PM |
| 33 | Outside the home would require all clients have escort taxi rides or reliable public transportation because I understand Medicaid does not allow caregiver to drive clients. Travel time would have to be looked at, as far as drive time would increase depending on how many trips a day or week are allotted. | May 7, 2013 6:30 PM |
| 34 | N/A | May 7, 2013 4:51 PM |
| 35 | I would like the income limit of \$2094 removed for Medicaid recipients. Home health care enables me to work. Without it I would not be able to work. Once I have assistance with my morning routine (getting out of bed, bathing, dressing, breakfast), I'm good for the day. I have a degree in Accounting and am capable of earning a decent living as long as I have home health care to get me ready for the day. Current policy restricts my ability to exercise my full potential. | May 7, 2013 4:11 PM |
| 36 | To live a life, to reach out of poverty, to have a meaningful life rich with friendships and natural supports one needs to get out of their home. Capacity grows with interaction with our neighbors and businesses. While we need the supports from our funding it needs to help contribute not restrict us. | May 7, 2013 2:58 PM |
| 37 | Placement in a host home, group home ore PCA will be ideal for people with disabilities and those who cannot adequately care for themselves. | May 7, 2013 1:20 PM |
| 38 | My attendants are not paid hourly, they are paid a fixed rate per day to supply assistance for all three services available with the CDASS delivery option. My schedule varies from day to day yet many of my activities are the same every day, whether I'm home or in the community, or vacationing. I find that this works well. | May 7, 2013 11:59 AM |

Page 10, Q123. What other factors, issues or concerns would you like the Department of Health Care Policy & Financing (HCPF) to consider when implementing home health and personal care services outside of the home? If you have a comment regarding a specific question above, please be sure to cite the question nu...

| | | |
|----|--|----------------------|
| 39 | Please consider that people who require personal care, require that care across environments (home, school, work, recreation, social opportunities, etc.). | May 7, 2013 11:56 AM |
| 40 | I believe the issues have been sufficiently addressed for this phase of the planning. | May 7, 2013 11:27 AM |
| 41 | The biggest complaint we get is that consumers are unable to do "normal" activities outside the home such as going out for a meal...feeding and aspiration precautions don't stop just because you chose to eat a meal at a restaurant. Clients may want to go to the park to do ROM exercises on a mat, or go to church with friends or family..but require hands on assist for transfers. I think we need to look at activities that we ourselves do..to help determine what a person with a disablity would also like to be allowed to do..and if they require assistance to do it..thats where we should provide the services. | May 7, 2013 9:44 AM |
| 42 | being incontinent and having to sit in urine until my son gets home from his volunteer job is totally unacceptable. This alone makes him nearly unemployable-who wants to work next to someone reeking of urine. His skin is always at risk because he has to go long hours without being changed. He is unable to feed himself so when he is at his volunteer job, he does not eat until he gets home. All of this is so incredibly dehumanizing. | May 7, 2013 9:25 AM |
| 43 | I want to live a real life - be a part of a community, be a part of my children's life, spend time with my spouse. This is a ridiculous survey - has someone indicated that they DO NOT want services allowed for anyone outside of their home? If you don't want services outside of your home, then by all means, stay home! Does anyone at HCPF go home every time that they need to eat or pee? The questions are not clear as to whether you are referring a work situation, a community situation or a vacation. Obviously, you may not want a shower at work, but you would want one on vacation. Even though you ask if you are a client or family member, all of the questions are directed to clients - so I answered as if I was a client (my spouse). Altogether a confusing survey - I would doubt the validity of any data gathered. | May 6, 2013 10:43 PM |
| 44 | My schedule varies a lot, my needs would vary throughout the year. | May 6, 2013 9:17 PM |
| 45 | Common sense issue here, people should not be forced to not be part of the community and even work because they need services. Access to care should be available wherever they are. | May 6, 2013 8:56 PM |
| 46 | How about considering in-home respite so parent caregivers such as ourselves could take an occasional break. | May 6, 2013 8:03 PM |
| 47 | Protective oversight is VERY important in the community. It does not need to be at health care rates, but it is needed for clients older than say.... 12. Many of our adult children are always with us and require the same care in a public restroom or grandma's house that they do at home. | May 6, 2013 7:43 PM |
| 48 | How often can most people be home at a certain time 365 days in a year? It is unrealistic. Services should be provided in order to have a life; not just to survive to receive services in one place. Plus, a client should be able to access | May 6, 2013 6:49 PM |

Page 10, Q123. What other factors, issues or concerns would you like the Department of Health Care Policy & Financing (HCPF) to consider when implementing home health and personal care services outside of the home? If you have a comment regarding a specific question above, please be sure to cite the question nu...

services while visiting relatives that are out-of-state or taking a vacation.

- | | | |
|----|---|---------------------|
| 49 | Skilled care tasks are critical for all Activities of Daily Living. Home bound rules were set prior to portable technology and ADA. People with disabilities have a civil right to be free to go places, meet people, have a job and recreational activities. ADL care needed during the day frequently be done ANYWHERE. With EPSDT, complex care has been done ages 3-21 in schools, on playgrounds, on field trips, at baseball games, at church, at internships, at restaurants, on buses, on lightrail and in parks. It is insane that now active adults become prisoners in their own home. There is an long EMERGENCY WAIT LIST for DD services, which will only cover some of the complex medical care needed to allow community activities. The primary care doctor does not recommend day programs due to poor respiratory status. CDASS doesn't allow night nursing in the budget. SLS doesn't allow skilled care in the home. Medically fragile clients with DD are boxed out of having a full and active life with the CnA home bound requirement. | May 6, 2013 6:25 PM |
| 50 | The Department of Health should consider the extracurricular activities and needs of persons with disabilities that are not considered necessary. If an individual is in need of more/greater care due to their disability, they should be able to improve/maintain their health (emotionally, physically, and mentally) to prevent health complications that may land them in the hospital. In addition, it is important that an individual be given the capability to succeed in school and work to diminish dependency upon Medicaid and not be punished for making more than the income threshold. This is discouraging and keeps people dependent. | May 6, 2013 6:03 PM |
| 51 | I feel it would be just as beneficial to some Medicare patients to receive care outside the home setting as well and wonder if this type of move for medicaid patients could influence the homebound status and home care requirements for them as well. | May 6, 2013 5:35 PM |
| 52 | Primarily, I could work more hours, be more active in my community politically and therefore a better self-advocate and advocate for others, and more mentally healthy as a result. Also, having needed assistance for participation in massage and other alternative therapies will improve my health so I can live and work longer and me more independent, self-reliant and productive. Personal Care Services NEED to be part of the Medicaid State Plan ASAP. Any investment will prove cost-effective! | May 6, 2013 5:18 PM |
| 53 | Ability to travel out of state. Ability to travel, camp within state and still receive my needed assistance. Also, ability for a provider to transport me either in my own vehicle or in their vehicle or public transportation | May 6, 2013 4:41 PM |
| 54 | people should be able to bring along a willing attendant while traveling | May 6, 2013 4:30 PM |
| 55 | Many of the recreational outings are 30 to 50 miles from my home. | May 6, 2013 2:57 PM |