

HCPF Conversation with Local Governments

Executive Director Kim Bimestefer

June 3, 2020

Executive Director Updates

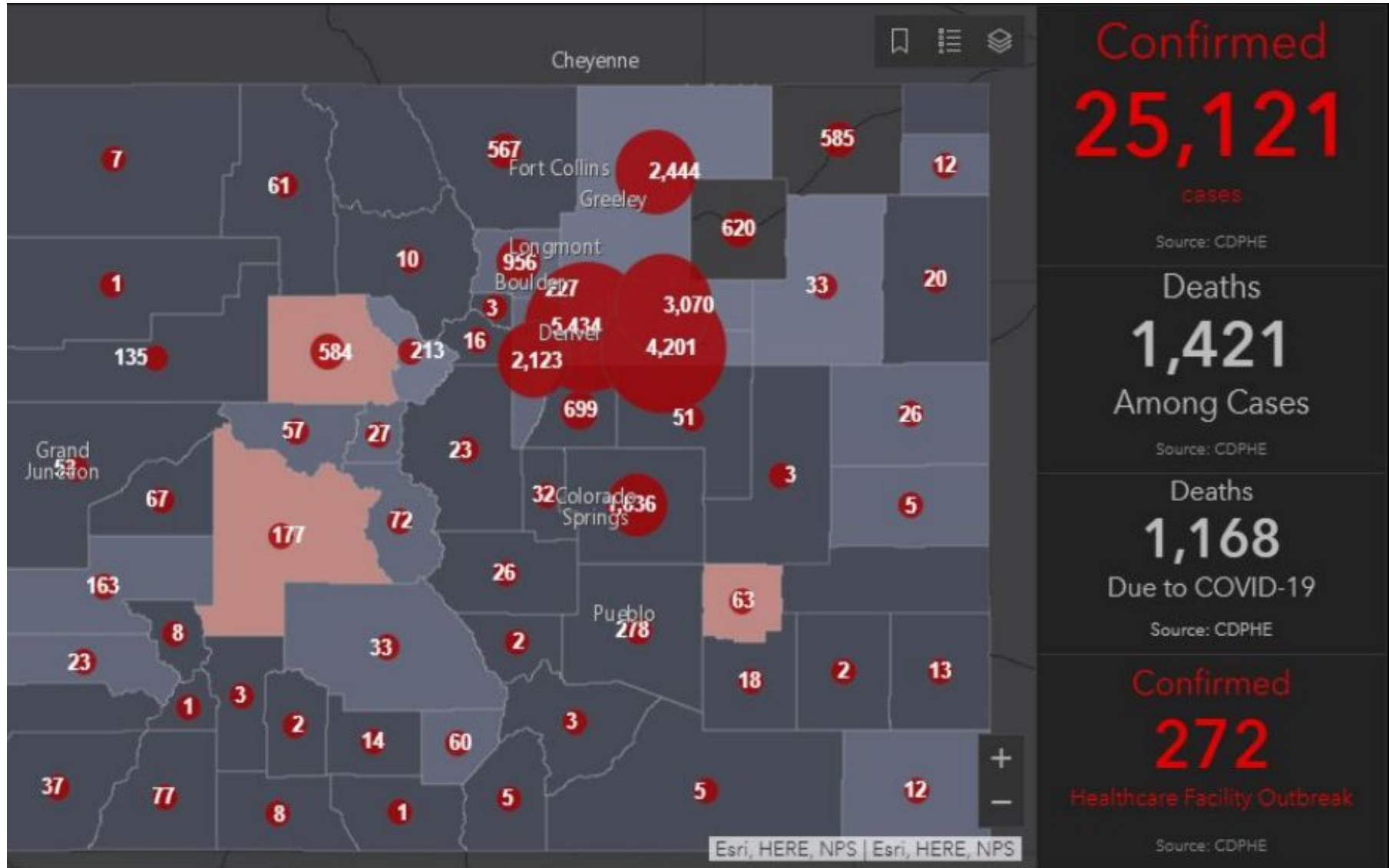
- COVID19 Emergency Dashboard and Workstreams
- Growing Membership Enrollment
- Seeking Your Help
- HCPF Operations - Keeping Pace
- Budget Update

Leadership Through Tough Times

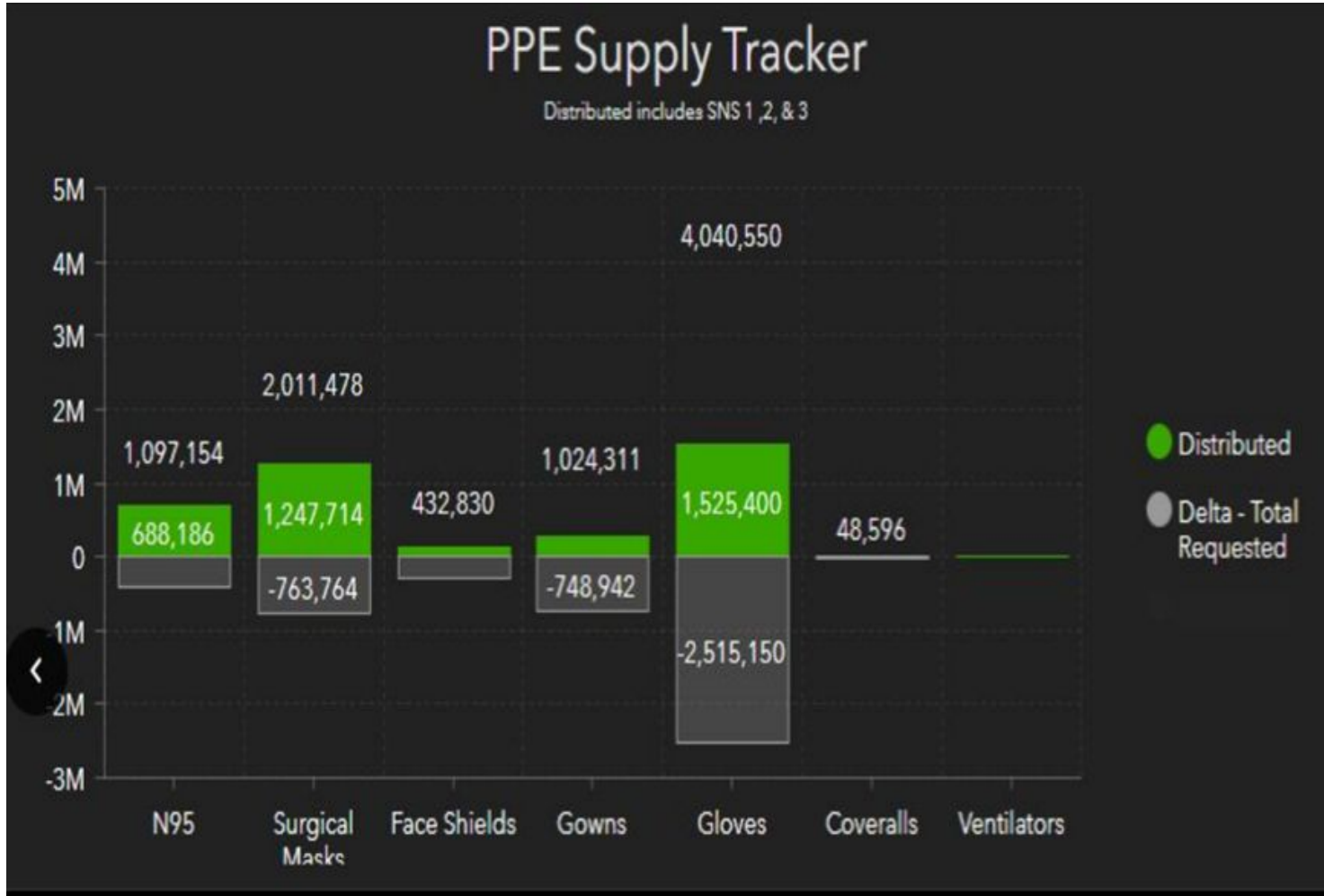
- Public servant leadership.
- Escalating Tension, Stress.
- WE lead, help, calm, serve, take care of Coloradans.
- *We are in this together.*
- *Thanks for your partnership.*



COVID19 Lives Impacted Statewide



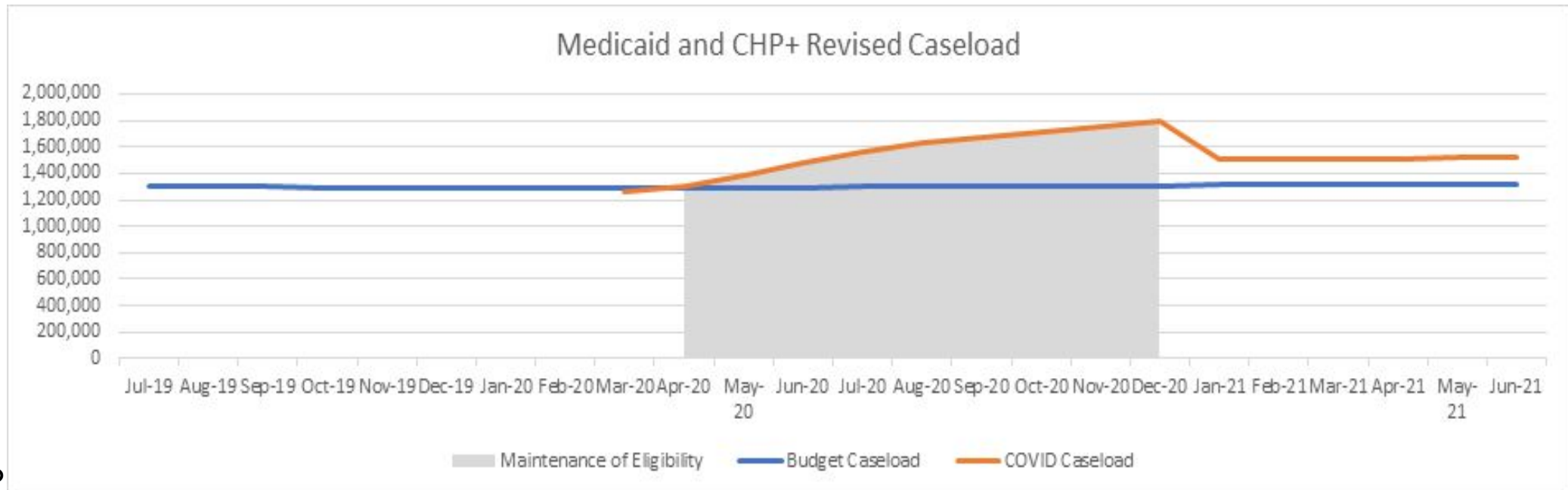
HCPF COVID19 Workstreams



- PPE
- Alternate Care Sites
- Connect to Care
- Strike Force for Residential Care

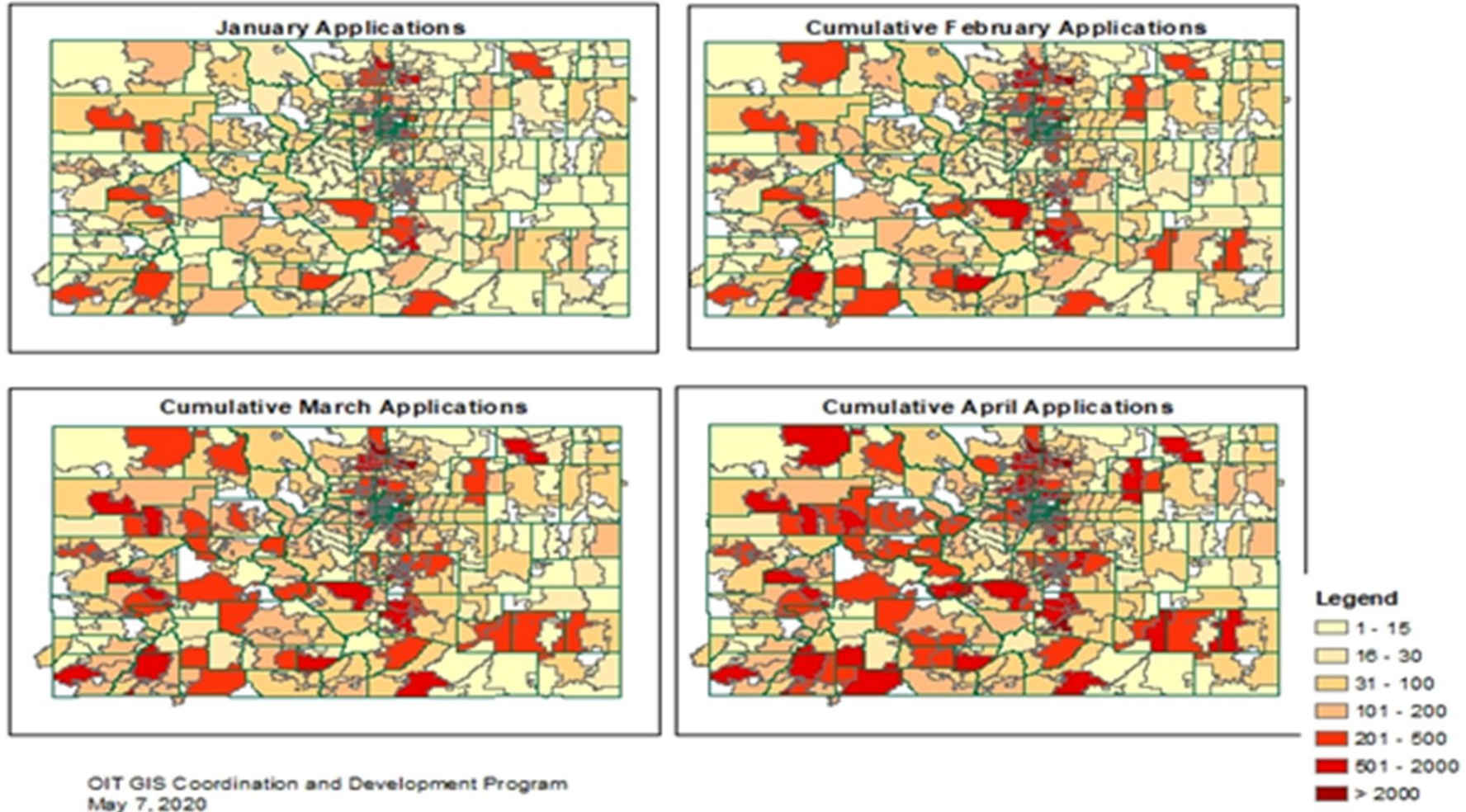
Medicaid, CHP+ Membership Surge Forecast

- **Membership surge of ~ 527,000 Coloradans** btw April 1-Dec 31, reflecting a 42% increase to the 1.3M members covered in Medicaid and CHP+ as of March 2020.
- CMS maintenance of effort requirement, projected to end Dec 31, causing **an estimated disenrollment of 332,000 members** who do not meet eligibility criteria.
- **Net membership surge of an estimated 333,000** covered members, or a **26% increase** in members compared to March 2020.
- HCPF will be covering ~ **32% of Coloradans (1.8M)** before and ~ 28% of Coloradans after the disenrollment.



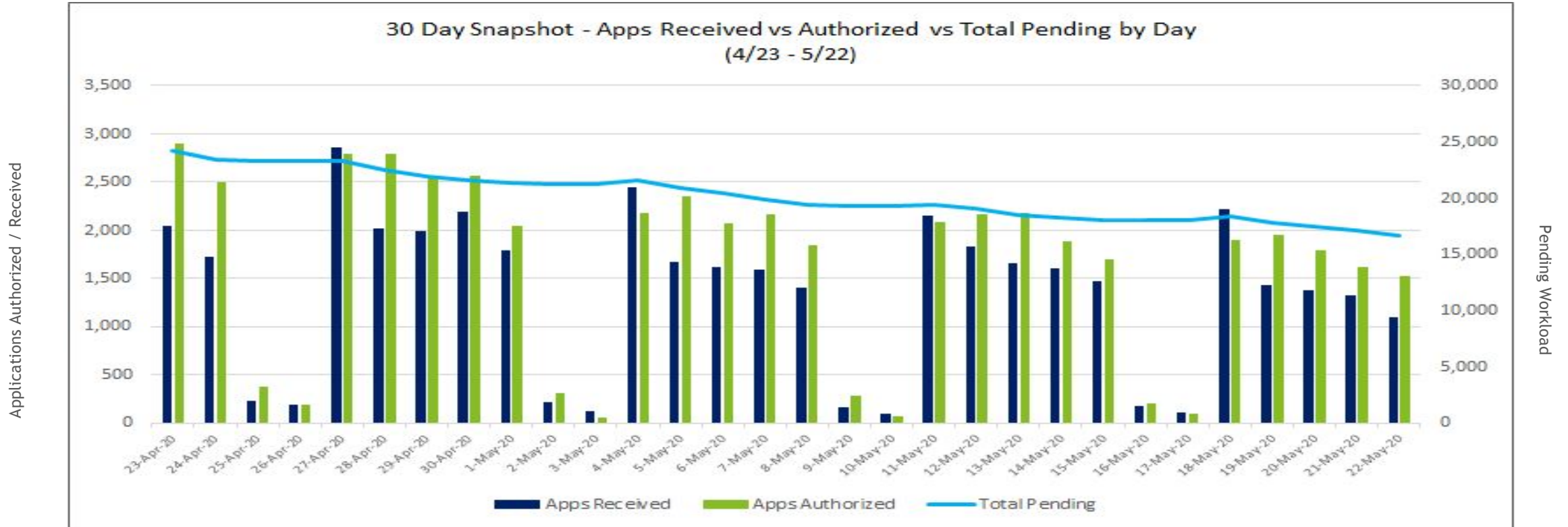
Cumulative Monthly CBMS Applications by Zip Code Submitted Jan-Apr 2020

The five zip codes with the largest number of apps through April are in Denver, Arapahoe, El Paso, Adams and Weld Counties, in that order.



Snapshot of Application Processing

Eligibility workers are processing more applications than are being received resulting in a decrease in pending applications.

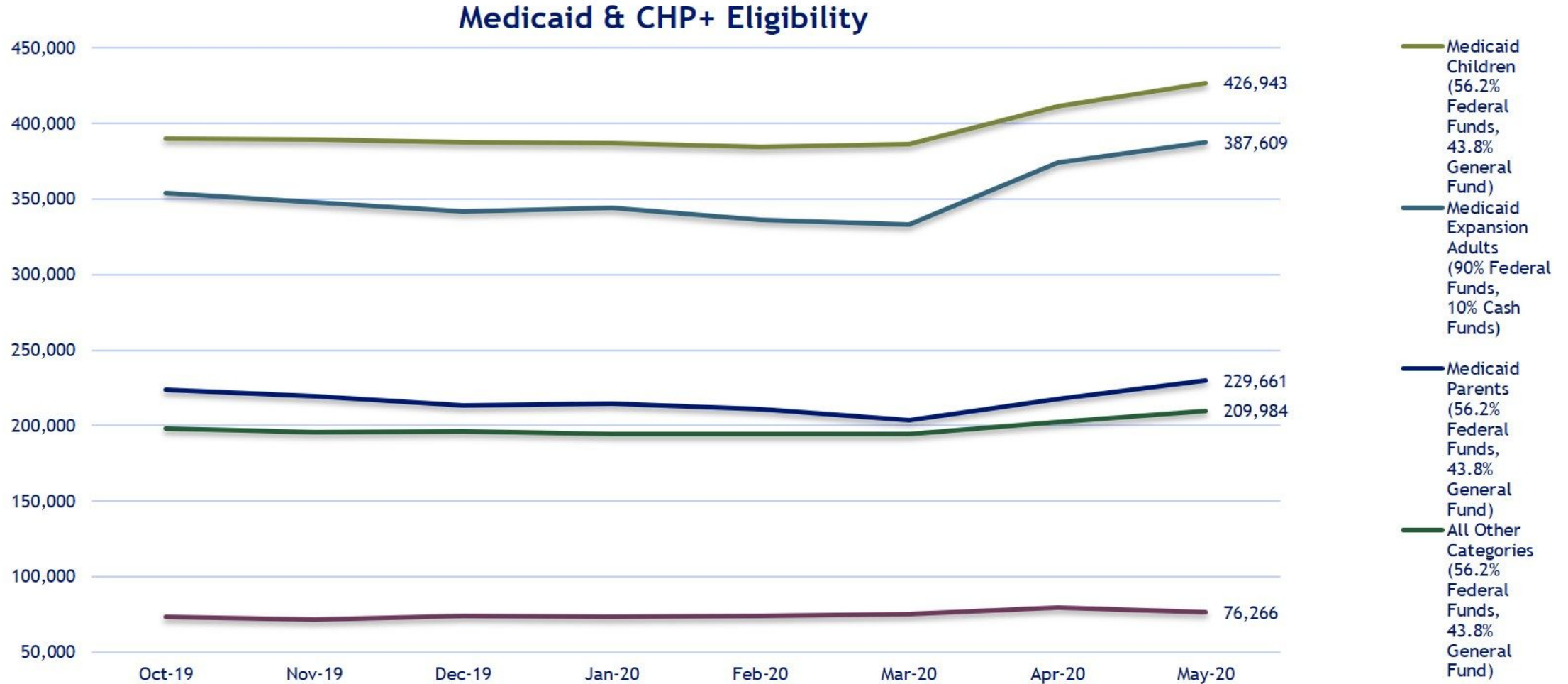


Value Definitions

- **Apps Received** - includes all applications received through PEAK and all applications started by an eligibility worker in CBMS
- **Apps Authorized** - Means a determination of eligible or denied has been made on the application
- **Total Pending** - all applications received that have not yet had a determination made
- **NOTE:** This includes both HCPF and CDHS Applications.

Medicaid Category Enrollment

Count of Clients enrolled by aid code. Chart shows total enrollments by time periods and the changes in its composition over time.



Continuous Enrollment Impact through 5/26/2020

	New Members	Disenrolled Members	Locked-in (disenrolled)	Locked-in (lower category)	Net Change in enrollment	Total enrollment (MA)	COVID-19 Testing Only
January	34,490	38,406	0	0		1,260,278	
February	26,357	34,052	0	0	-7,752	1,252,526	
March	30,275	41,710	0	0	-11,379	1,241,147	
April	36,539	6,902	47,477	4277	29,637	1,270,784	139
May	17,439	9,226	49,389	8734	8,207	1,278,991	128

New Member: Members who started receiving MA benefits in that month, and who were not eligible the previous month

Disenrolled: Members who terminated *as of the end of previous month* (Members are locked in the first of the month after their benefits would have ended)

Locked-in (disenrolled): Members who would have been disenrolled at the end of the previous month, but were locked-in their MA benefit due to Maintenance of Effort (MOE)

Locked-in (lower category): Members who would have switched to a lower MA benefit, but were locked in due to Maintenance of Effort (MOE)

Net Change: Net change in Total Enrollment compared to previous month

Total Enrollment (MA): Total unique members eligible and receiving Medical Assistance benefits

COVID-19 Testing Only: Members eligible for COVID-19 testing benefit only. NOTE: As of 5/26/2020. April includes March numbers

Please help us reach Coloradans who need us

Getting Health Care Coverage Through Health First Colorado and Child Health Plan Plus

The economic downturn caused by the COVID19 pandemic is having a significant impact on many Coloradans. Many have lost their jobs -- and along with that -- their employer-sponsored health benefits. During this pandemic -- which is creating both health risk and increased stress and anxiety -- it is especially important for all Coloradans to have health care coverage. **When it comes to health coverage, the State may be able to help.** Specifically, you may be eligible for health coverage options available through the Colorado Department of Health Care Policy and Financing or Connect of Health Colorado, the State's individual marketplace exchange.

Health First Colorado (Colorado's Medicaid program) & Child Health Plan Plus (CHP+)

The Colorado Department of Health Care Policy and Financing offers Health First Colorado and Child Health Plan Plus. Both are public health insurance programs available to Coloradans who qualify. Below is some basic information on how you can find out if you qualify and what benefits are covered.

Resource available at
[Colorado.gov/hcpf/COVID](https://colorado.gov/hcpf/COVID)

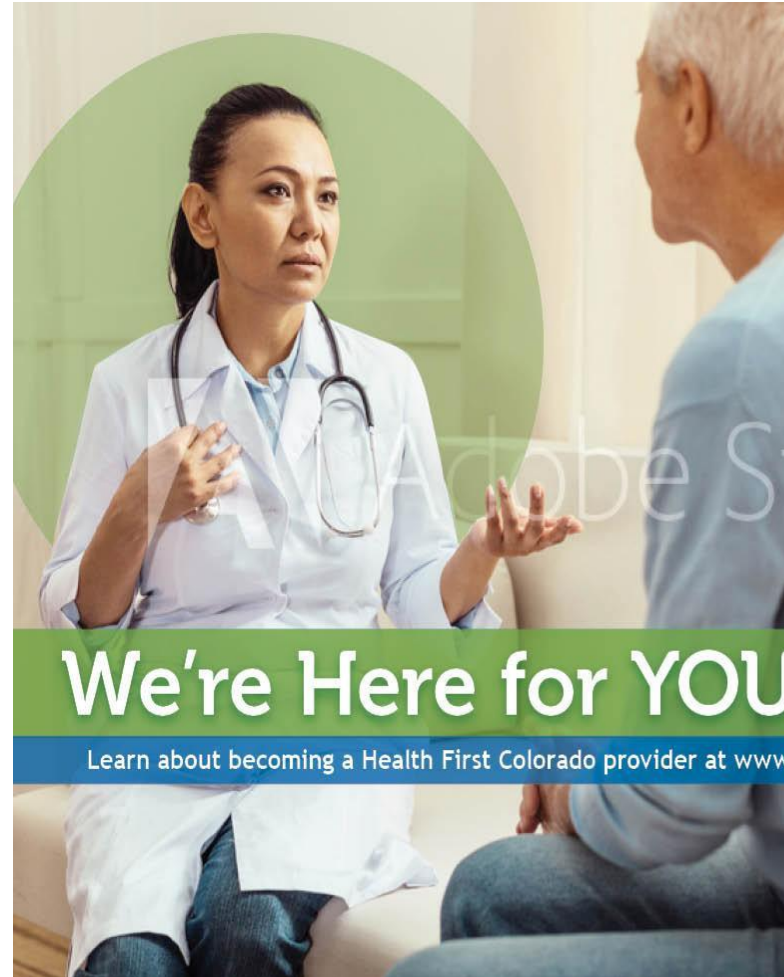


Help us reach Providers in your county who need to enroll in Medicaid

Coloradans are losing jobs and therefore their employer sponsored coverage

To retain their patients and revenue, care providers not currently enrolled in Medicaid need to do so

Help us spread the word to providers please. Post, share, communicate this attachment.



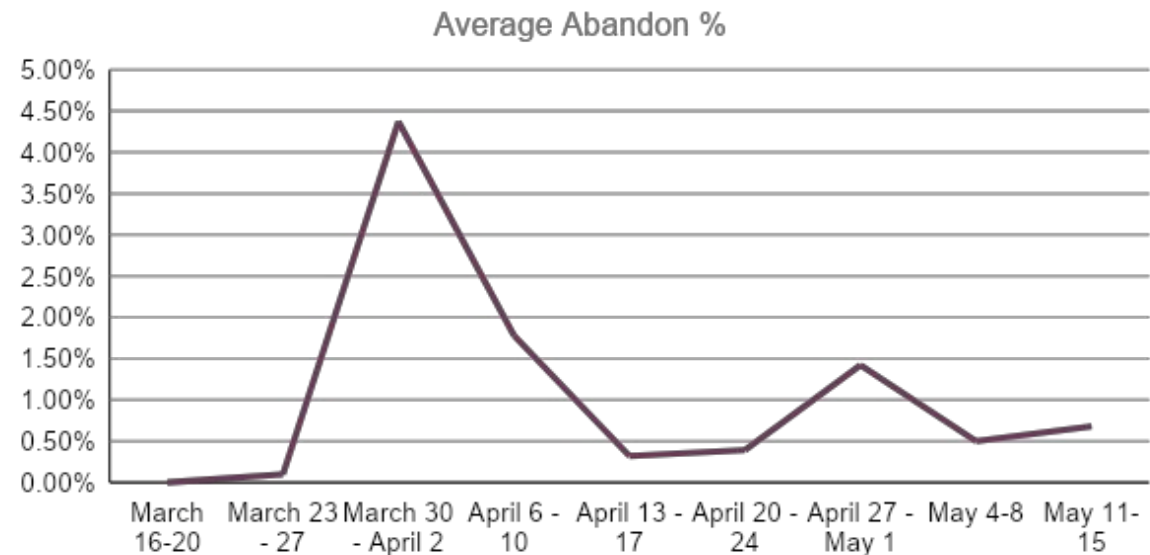
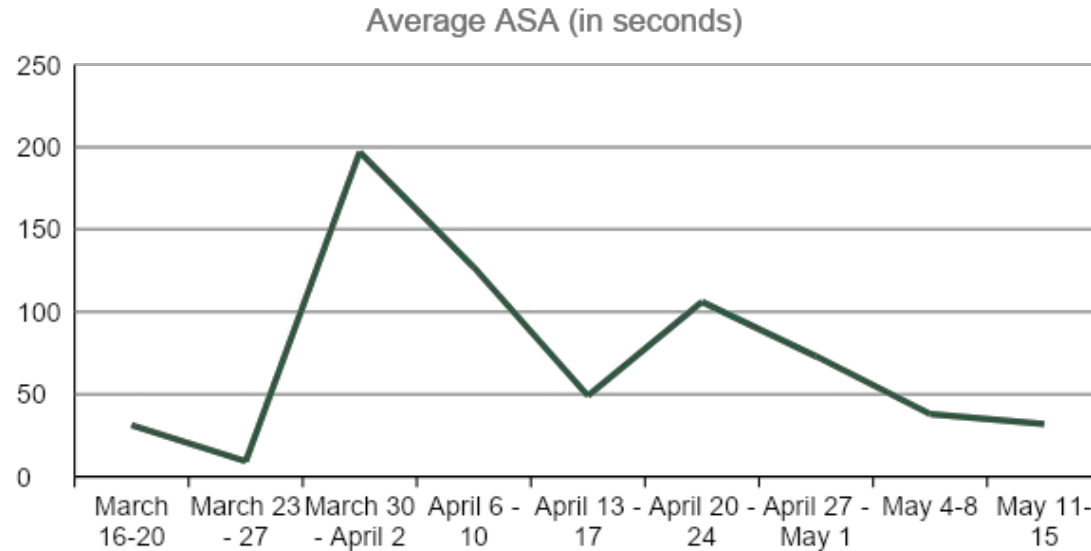
Become A Medicaid Provider Today

As a result of the novel coronavirus disease (COVID-19) pandemic, the Department of Health Care Policy & Financing is asking health care providers to join us in ensuring all Coloradans have access to quality health care during this public health crisis by becoming a Health First Colorado (Colorado's Medicaid program) provider.

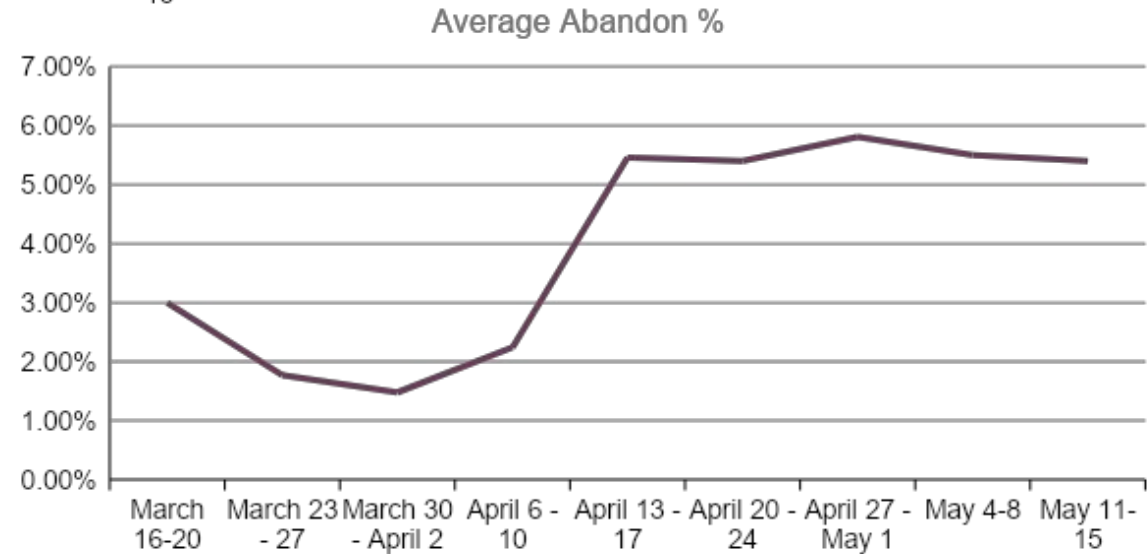
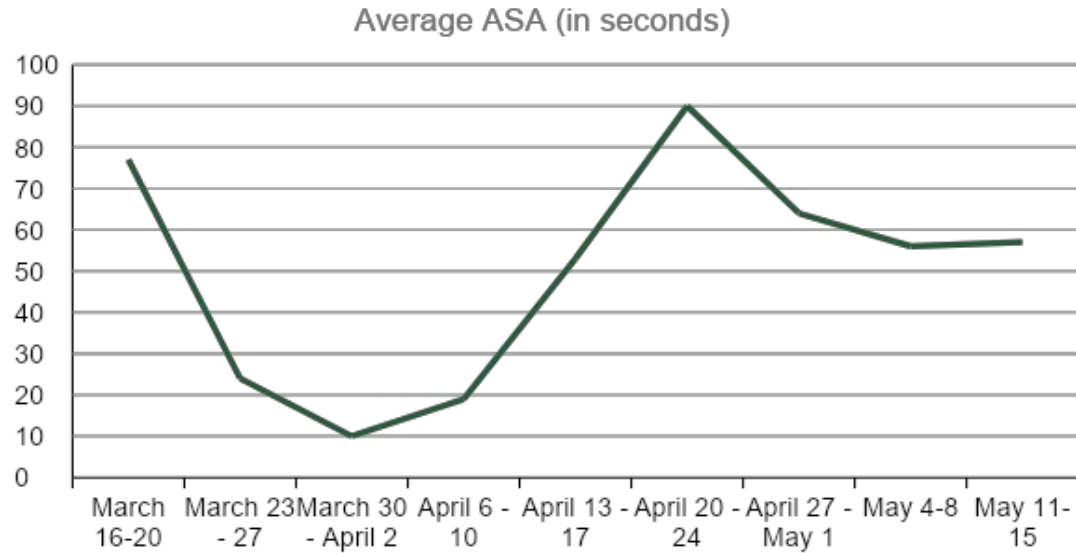
We need more providers NOW to help treat the influx of new members.



HCPF New Medicaid Member Call Center Statistics - 5/15

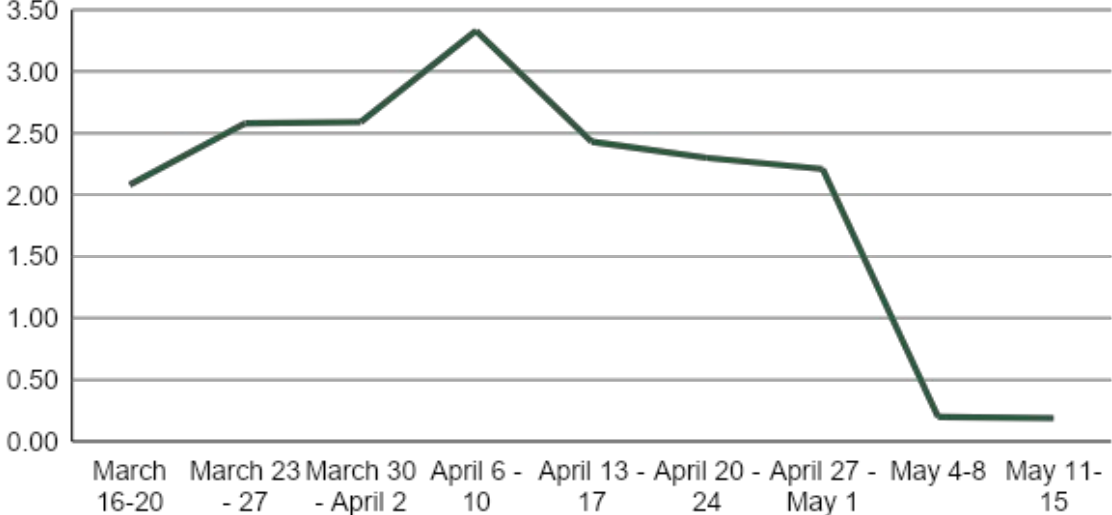


HCPF - DXC Provider Call Center Statistics - 5/15

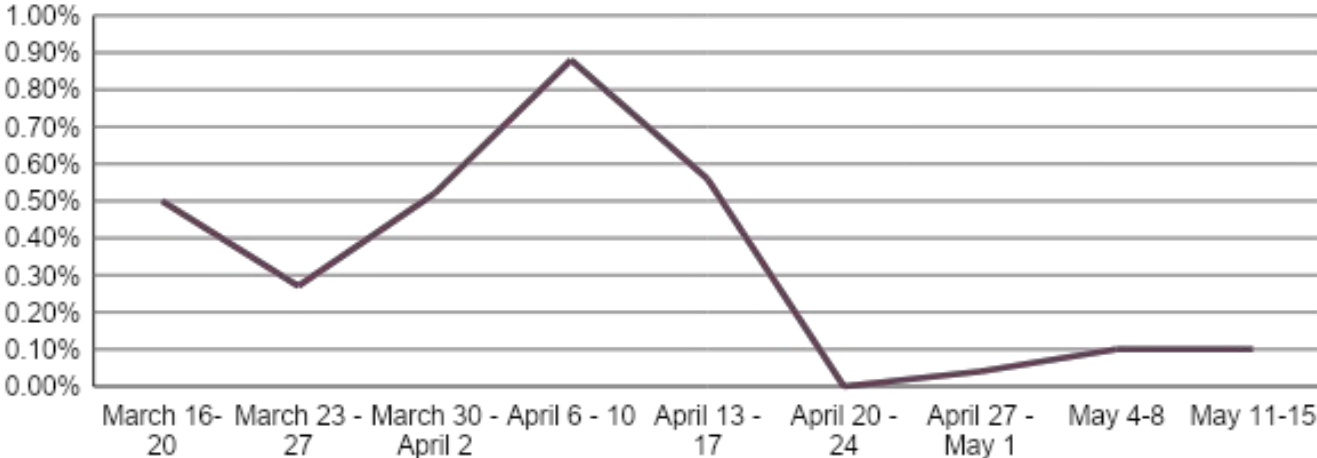


HCPF Member Call Center Statistics - 5/15

Average ASA (in minutes)



Average Abandon %



State Budget Challenge 20-2021

- \$3.5 billion revenue deficit (\$4.9B in 2021-2022)
- + Federal Funds to help the state: \$1.3B
- + FMAP: \$239M GF relief
- Cuts from HCPF: \$264M GF
- *Budget must be passed and signed into law by June 30, 2020*

HCPF Budget Reductions

- HCPF Costs: 96% claims, 4% Admin, incl. 0.4% staff.
 - Contract Managers - negotiate contracted partners (*but not counties*)
 - Finance re-negotiating capitated contracts (utilization downturn)
 - CHP+, RAE, PACE, MCO (Denver Health, RM Health Plans)
 - Double Down on Affordability - drive the new normal to create a more affordable delivery system.

Affordability Partnership Opportunity Driving a “New Normal in Healthcare”

- Must “*Define the new normal*” and lead this work for Colorado
- HCPF team has been appointed; building off work to date
- Transforms Healthcare Delivery - Partners with Employers, Others
 - Rx: Prescriber tool use; drug importation, rebate pass-thru
 - Telemedicine evolution
 - Appropriate use of Emergency Rooms or elective procedures

THANK YOU for your partnership!



Questions?